



LIBRARIES

UNIVERSITY OF WISCONSIN-MADISON

Wisconsin men's basketball 2005-06 media guide. 2005

Madison, Wisconsin: UW Athletic Communications Office, 2005

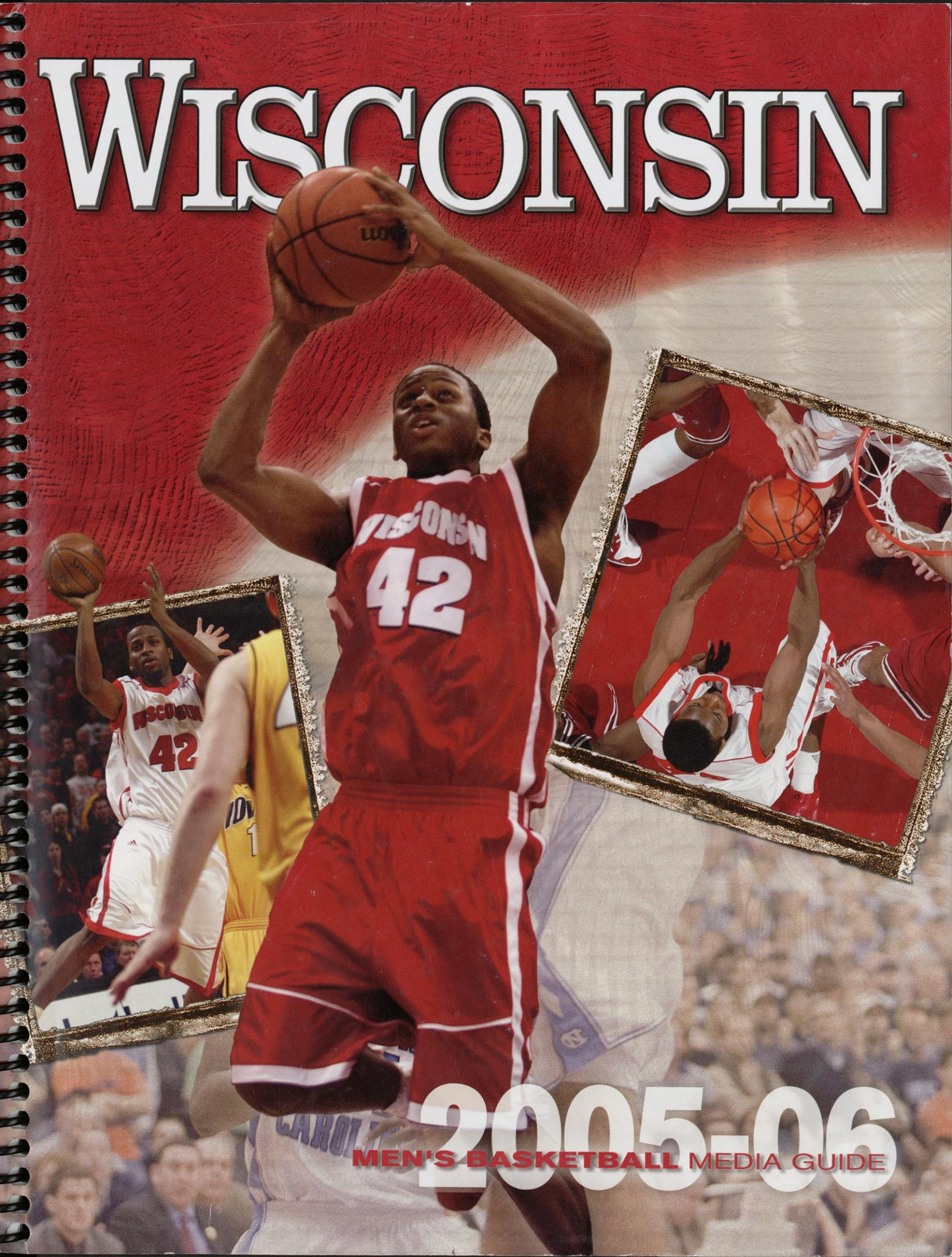
<https://digital.library.wisc.edu/1711.dl/62X7CYZCX7PUD83>

<http://rightsstatements.org/vocab/InC/1.0/>

The libraries provide public access to a wide range of material, including online exhibits, digitized collections, archival finding aids, our catalog, online articles, and a growing range of materials in many media.

When possible, we provide rights information in catalog records, finding aids, and other metadata that accompanies collections or items. However, it is always the user's obligation to evaluate copyright and rights issues in light of their own use.

WISCONSIN



2005-06

MEN'S BASKETBALL MEDIA GUIDE

A Winning Tradition

- ▶ At least 24 wins in each of last three seasons including school-record 25 wins in 2003-04 and 2004-05
- ▶ Seven Straight NCAA Tournaments
- ▶ Three Big Ten championships (two regular season and one tournament) in the last four years
- ▶ Three "Sweet 16s" in the last six years, including 2005 Elite Eight and 2000 Final Four
- ▶ Averaging 22.1 wins over the last seven years
- ▶ Led Big Ten in attendance for third straight season and ranked fifth in the country
- ▶ 36 straight sell-outs at the Kohl Center entering 2005-06.



Bo Knows Winning!

- ▶ 93-37 (.715) record at Wisconsin
- ▶ 46-18 (.719) record in the Big Ten, the best conference winning percentage in history (minimum 50 games coached)
- ▶ 58-3 (.951) home record
- ▶ Has coached three winningest teams in school history
- ▶ Has led Badgers to two Big Ten titles and one Big Ten Tournament crown
- ▶ Big Ten Coach of the Year in 2002 and 2003
- ▶ Led UW to four straight NCAA tournaments (and school-record seven NCAA wins)

Table of Contents

Badger Basketball

Building a Winning Tradition 2-3
 UW in the Postseason 4-5
 Media Exposure 6-7
 The Kohl Center 8-9
 Gameday at Wisconsin 10-11
 Building Better Badgers 12
 The Big Ten Conference 13
 Great Competition 14
 Great Destinations 15
 Badgers in the Pros 16

Meet The Badgers

2005-06 Rosters 18
 Radio/T.V. Roster 19
 Season Outlook 20-21
 Ray Nixon 22-23
 Jason Chappell 24-25
 Kammron Taylor 26-27
 Alando Tucker 28-29
 Tanner Bronson 30-31
 Brian Butch 32-33
 Michael Flowers 34-35
 Greg Stiemsma 36-37
 DeAaron Williams 38
 Morris Cain 39
 Kevin Gullikson 40
 Joe Krabbenhoft 41
 Marcus Landry 42
 Mickey Perry 43
 Career Game-by-Game Stats 44-48

Meet the Staff

Head Coach Bo Ryan 50-53
 Assistant Coach Greg Gard 54
 Assistant Coach Gary Close 55
 Assistant Coach Howard Moore 56
 Dir. of Bball. Oper. Will Ryan 57
 Support Staff 58
 UW Athletics Administration 59-60

2004-05 Review

Season Notes 62-65
 2004-05 Results 66
 2004-05 Statistics 67

ON THE COVER

Front: Junior Alando Tucker made game-winning shots vs. Iowa in the Big Ten tournament semifinals (left) and vs. Indiana on March 1 (right).

Back: Senior Ray Nixon (top), junior Jason Chappell (middle), junior Kammron Taylor (bottom).



Game-by-Game Statistics 68
 Team Highs & Lows 69
 Individual Highs 70
 Season Boxscores 71-82

UW Records

Team Records 84-87
 Winning Streaks/Best Starts 88
 Opponent Records 89
 Individual Records 90-95
 Freshmen Records 96-97
 1,000-Point Scorers 98-101
 30-Point Performances 102
 Kohl Center Records 103
 Yearly Stats Leaders 104-106

History

107 Years of Badger Hoops 108-112
 Honors and Awards 113-115
 All-Americans 116-117
 Badgers in the NBA 118
 NCAA Tourney Records 119-121
 1941 NCAA Champions 122
 2000 Final Four 123
 NCAA Tourney Boxscores 124-131
 UW in the NIT 132
 UW in the Big Ten Tourney 133-134
 UW & the A.P. Poll 135-137
 Overtime Games 138
 Comeback Wins 139
 The Last Time 140
 All-Time Results 141-150
 All-Time Series Scores 151-162
 Wisconsin vs. the Conferences 163
 Year-by-Year Records 164-165
 Year-by-Year Statistics 166-167
 Season Stats Since 1984-85 168-169

Past UW Coaches 170-171
 Letterwinners 172-174
 All-Time Lineups 175-176

Media Information

UW Athletic Communications 178-179
 Coverage Guidelines 180-181
 uwbadgers.com 182
 Reference 183
 The Kohl Center 184
 Primary Media 185
 Badgers on TV 186
 Badgers on Radio 187
 The Badger Fund 188

UW-Madison

University Information 189-208

CREDITS

The 2005-06 Wisconsin Basketball Media Guide is a publication of the UW Athletic Communications office. The guide was written, edited and designed by Assistant Athletic Communications Director Brian Lucas and Athletic Communications Assistant Brian Lee. Additional editorial and research assistance from Justin Doherty and Betsy Golomski

Designed by Barry Carlsen, University Communications. Dane County Farmer's Market photo on the inside back cover by Randal Vanderveer courtesy of GMCVB. No state tax revenue supported the printing of this guide.

Front cover photos by David Stluka. Back and inside front cover photos by Stluka. Photos inside by Stluka, Greg Anderson, Jeff Miller, Del Brown, Ron Jahnke, John Urban, Radlund Photography and Getty Images.

Building a Winning Tradition


The numbers from the last four years speak for themselves: 93 wins, 46 conference victories, 41 national television appearances, a 58-3 record at the Kohl Center. But the smaller numbers are the ones that speak volumes about the Bo Ryan era: four NCAA tournament appearances, two Big Ten regular-season championships, two "Sweet 16" appearances, one Big Ten tournament title and one appearance in the "Elite Eight."

In the last four years, Wisconsin has also set a school record for victories three times. The Badgers tied a school record by winning 25 games last season. They also won 25 games in 2003-04 and are one of just eight teams in the country to have won at least 24 games in each of the last three years.

Since Bo Ryan arrived, the Badgers have had a first-team All-Big Ten selection every year. That includes 2004 when junior Devin Harris became the first UW player to be named Big Ten Player of the Year since 1950.

Wisconsin has finished among the top three in the Big Ten standings in each of the last four seasons and its 46 combined wins in those years is second only to Illinois during that span. For the first time in school history, UW has won at least 11 conference games four years in a row.

UW has proven to be a player on the national scene as well as on a conference level. The Badgers are one of just 11 teams in the country to have played in seven straight NCAA tournaments and are one of just six teams to have won their first-round NCAA game in four consecutive seasons.




Top Right: Big Ten Conference Commissioner Jim Delaney presents Wisconsin with the 2004 Big Ten Tournament Trophy. Middle: Charlie Wills holds the 2002 Big Ten regular-season trophy overhead. Above: The Badgers take the floor at the Carrier Dome in Syracuse, N.Y., prior to their NCAA "Elite Eight" matchup with North Carolina.

AT LEAST 24 WINS (IN THE LAST THREE SEASONS)

School	'02-'03	'03-'04	'04-'05
Duke	26-7	31-6	27-6
Gonzaga	24-9	28-3	26-5
Illinois	25-7	26-7	37-2
Kentucky	32-4	27-5	28-6
Southern Illinois	24-7	25-5	27-8
Utah	25-8	24-9	29-6
Utah State	24-9	25-4	24-8
Wisconsin	24-8	25-7	25-9



Devin Harris scored a Big Ten Tournament championship game-record 29 points as Wisconsin defeated Illinois for the 2004 tournament crown. Harris was named the tournament's most outstanding player. He was also the 2004 Big Ten Player of the Year, becoming the first Badger since Don Rehfeldt in 1950 to win the award.



Above: Alando Tucker, Freddie Owens (holding trophy), Bo Ryan and the Badgers celebrate the 2003 Big Ten regular-season championship.

Right: The scene at the Kohl Center after UW defeated Illinois to clinch the 2003 title.

MILESTONES

(IN THE LAST FOUR SEASONS)

2001-02

- First Big Ten title since 1947
- No. 1 seed in the Big Ten tournament (first time in school history)
- Bo Ryan named Big Ten Coach of the Year (first time in school history)

2002-03

- School-record 24 wins
- First back-to-back Big Ten titles since 1923-24
- Bo Ryan becomes fourth coach in history to be named Big Ten coach of the year in consecutive seasons
- Advanced to the NCAA "Sweet 16" for the second time in school history

2003-04

- School-record 25 wins
- First Big Ten tournament title in school history
- Devin Harris named Big Ten Player of the Year (first Badger since 1950)

2004-05

- Tied school-record with 25 wins
- Advanced to the NCAA "Elite Eight"
- Ranked 10th in final ESPN/USA Today Coaches Poll (highest final ranking in school history)

Overall

- 93 total wins (most in school history over four-year span)
- 46 Big Ten wins (tied for most in school history and second in the league over the last four years)
- 58-3 home record
- Four consecutive NCAA appearances





Badgers in the Postseason

Wisconsin earned a No. 6 seed in the Syracuse Regional in the 2005 NCAA Tournament, marking the seventh consecutive season in which the Badgers earned an NCAA tournament bid. In the first and second rounds in Oklahoma City, UW defeated Northern Iowa and Bucknell to advance to its second "Sweet 16" in three seasons. The Badgers found themselves one step from the Final Four after beating NC State in the regional semifinals. Their run through the tournament ended, however, with a hard-fought 88-82 loss to eventual national champion North Carolina.

The Badgers are one of just 11 teams in the country, and one of two in the Big Ten, to have qualified for the NCAA tournament in each of the last seven years. Wisconsin is also one of just six teams to have advanced to the second round in each of the last four tournaments. UW has seven NCAA tournament victories in the last four years.

Head coach Bo Ryan is the first coach to lead the UW to NCAA appearances in four consecutive seasons. His seven NCAA tournament victories are the most of any UW head coach.

Over the past 16 years, starting with the 1988-89 season, Wisconsin has appeared in the postseason 12 times. Included in that run are eight NCAA tournament trips. During the 2000 tournament, the Badgers made headlines by defeating Fresno State, Arizona, LSU and Purdue on their way to the Final Four.



Top: Wisconsin advanced to the 2000 Final Four in Indianapolis.

Above: The Badgers squared off against eventual national champion North Carolina in the finals of the Syracuse Regional last year.

Left: Devin Harris and UW advanced to the 2003 "Sweet 16" in Minneapolis.

UW IN THE POSTSEASON (SINCE 1989)


Year	Tournament
1988-89	NIT Second Round
1990-91	NIT Second Round
1992-93	NIT First Round
1993-94	NCAA Tournament Second Round
1995-96	NIT Second Round
1996-97	NCAA Tournament First Round
1998-99	NCAA Tournament First Round
1999-00	NCAA Tournament Final Four
2000-01	NCAA Tournament First Round
2001-02	NCAA Tournament Second Round
2002-03	NCAA Tournament "Sweet 16"
2003-04	NCAA Tournament Second Round
2004-05	NCAA Tournament "Elite Eight"



■ **SEVEN STRAIGHT NCAA TOURNEY APPEARANCES**

Wisconsin is one of just two teams in the Big Ten and one of just 11 in the country to have earned an NCAA tournament bid in each of the past seven seasons. Here are the 11 teams (listed in alphabetical order):

- Arizona
- Cincinnati
- Duke
- Florida
- Kansas
- Kentucky
- Michigan State
- Oklahoma State
- Stanford
- Texas
- Wisconsin**






Clockwise from top: Stu Jackson's 1993-94 team, led by Tracy Webster, advanced to the NCAA tournament, the first appearance for UW since 1947 ... Bo Ryan has led the UW to four NCAA appearances in his four seasons ... the 2000 Final Four banner ... Wisconsin defeated NC State, 65-56, in the 2005 "Sweet 16" in Syracuse, N.Y. ... the Badgers celebrate the 1941 NCAA Championship.

Big-Time Media Exposure

Fans of Wisconsin basketball are lucky enough to be able to follow Badger basketball from anywhere around the country. Of the UW's 130 games in the past four years, 102 have been televised. That includes 41 national television appearances, in which Wisconsin has gone 26-15. It is no different this season.

As of press time, at least 21 of Wisconsin's 29 games will be televised in 2005-06, either nationally, regionally or locally. Every Big Ten game in 2006 will be televised, with at least seven of those being on national TV. The Badgers' game at home against Michigan State on Jan. 8 will be televised by CBS. The following Tuesday, ESPN will show UW at Minnesota. ESPN will also broadcast Wisconsin's games at Ohio State (Jan. 18), vs. Illinois (Jan. 31) and vs. Indiana (Feb. 8). The Badgers' games at Penn State (Feb. 11) and at Northwestern (Feb. 23) will be televised by ESPN2. UW's final two games, at Michigan State and at Iowa, could also be selected for national exposure.




Top: Jim Nantz and Billy Packer talk to the Badgers following their 2004 Big Ten Tournament championship game victory over Illinois.

Middle: Kirk Penney addresses the media in the Kohl Center media room following Wisconsin's Big Ten title-clinching win over Illinois in 2003.

Upper Left: Alando Tucker and Bo Ryan are interviewed by CBS' Bill Raftery following the Badgers' win over NC State in the 2005 NCAA Tournament.

Left: Dick Vitale and Dan Shulman broadcast Wisconsin's game vs. No. 1 Illinois on Jan. 25, 2005.






Top Left: Devin Harris addresses the media at the 2003 NCAA Tournament "Sweet 16" in Minneapolis.

Top Right: The Badgers typically have more than 80 credentialed media at their home games and sometimes as many as 140.

Middle: Bo Ryan and Mike Wilkinson talk to Verne Lundquist and Billy Packer of CBS following Wisconsin's win over Michigan State on Jan. 16, 2005.

Bottom Left: Alando Tucker talks to ESPN's Erin Andrews after scoring a career-high 27 points in the Badgers' win over Maryland on Nov. 30, 2004.

Bottom Right: Steve Lavin and Brent Musburger of ESPN have made multiple trips to Madison. As many as eight of the UW's games will be televised by ESPN or ESPN2 this season.



The Kohl Center...

The home for Wisconsin basketball is the Kohl Center, the third-largest (17,142) arena in the Big Ten Conference.

The facility is named after U.S. Sen. Herb Kohl, a 1956 Wisconsin-Madison graduate who donated \$25 million toward the arena's construction. Kohl's gift is the single largest private donation in UW history.

Former all-Big Ten basketball player Albert "Ab" Nicholas and his wife, Nancy Johnson Nicholas, pledged \$10 million toward the project. For their generosity, the facility's practice gymnasium is called the Nicholas-Johnson Pavilion.

The Kohl Center, which cost \$76.4 million, also is home to UW women's basketball, ice hockey and numerous concerts, shows and sporting events.

Among the well-known dignitaries and performers who have already appeared at the Kohl Center are Elton John and Billy Joel, The Eagles, 'N Sync, Tom Petty and the Heartbreakers, Shania Twain, the Moody Blues, John Mellencamp, Yanni, Cher, the Dave Matthews Band and the Dalai Lama.

Kohl Center amenities include:

- Spacious, 2,200-square foot locker rooms
- 36 private suites
- Nicholas Suite with a 200-person capacity for hosting social gatherings
- a full-service retail store
- support staff facilities for equipment, strength and conditioning and athletic training
- offices for men's and women's basketball and men's hockey staffs
- spacious media room
- a 30,000 square foot loading dock

New last year at the Kohl Center was a an impressive scoreboard, with 9-foot by 14-foot video replay boards on all four sides. A ring beam was also installed around the circumference of the arena at the first balcony level.

The basketball floor was also refinished and given a new design, as shown in the picture at the top right. The practice gym floor, shown at right, was also refinished to match the arena court.



Home of the Badgers

ON WISCONSIN



Gameday at Wisconsin ...



Wisconsin fans are legendary for their support of Badger athletics. It's no different when it comes to basketball.

Since the beginning of the 1998-99 season, the first full year the Kohl Center was opened, the UW has ranked no lower than 11th nationally in attendance. Last year, for the second consecutive season, every ticket was sold prior to the beginning of the season. The Badgers' capacity average attendance of 17,142 was good for fifth-highest in the country and tops in the Big Ten. The Kohl Center is once again sold out for the 2005-06 season.

Another milestone for the UW was the creation of the "Grateful Red" student section prior to the 2002-03 season. Each of the 2,051 student season-ticket holders receives a red and white tie-dyed t-shirt. For four straight years student season tickets have sold out prior to the beginning of the season. This year more than 4,800 students took part in the lottery for season tickets.

In 2003, *Sports Illustrated on Campus* named Madison the No. 1 Sports College Town in the country saying, "For good teams, good times and good cheer, there's no place like the home of the Badgers."

No wonder the Badgers are 94-15, including 58-3 under Bo Ryan, at the Kohl Center.



BEST COLLEGE SPORTS TOWNS (ACCORDING TO SPORTS ILLUSTRATED ON CAMPUS)

- | | |
|--------------------------------|---------------------------------------|
| 1. Madison, Wis. (Wisconsin) | 6. Bloomington, Ind. (Indiana) |
| 2. Athens, Ga. (Georgia) | 7. Eugene, Ore. (Oregon) |
| 3. Austin, Texas (Texas) | 8. Knoxville, Tenn. (Tennessee) |
| 4. Gainesville, Fla. (Florida) | 9. College Station, Texas (Texas A&M) |
| 5. Boulder, Colo. (Colorado) | 10. Syracuse, N.Y. (Syracuse) |

The Best Fans in the Country

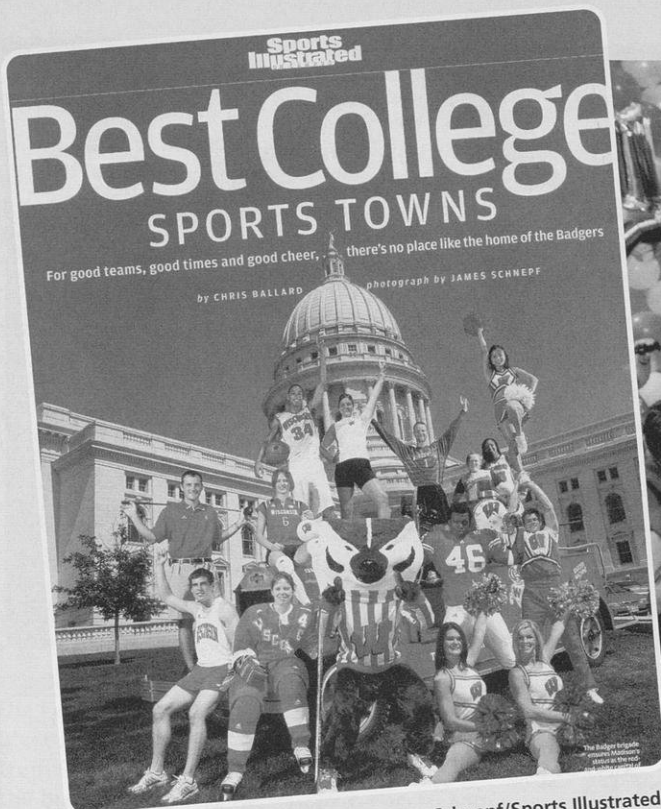




photo courtesy James Schnepf/Sports Illustrated



Top left: Wisconsin was named the "Best College Sports Town" by *Sports Illustrated On Campus* in September, 2003

Top Right: Fans gather at the Genesee Grande Hotel in Syracuse, N.Y., for a Pep Rally prior to Wisconsin's "Sweet 16" game vs. NC State.

ATTENDANCE RANKINGS (SINCE 1997-98)



Year	National Rank (Avg.)	Big Ten Rank
1997-98*	22nd (13,335)	7th
1998-99	10th (15,770)	2nd
1999-00	11th (16,163)	3rd
2000-01	7th (16,811)	2nd
2001-02	6th (16,528)	3rd
2002-03	6th (16,930)	1st
2003-04	6th (17,142)	1st
2004-05	5th (17,142)	1st

* - The Badgers played eight of their 15 home games at the UW Field House

ON WISCONSIN

Building Better Badgers



The University of Wisconsin Strength and Conditioning Program is committed to providing the ultimate training experience for each student-athlete. Our goal is to enhance the strength, speed, agility and conditioning of each athlete, while reducing the incidence of basketball related injuries. We take a proactive approach to accomplishing this through individual athlete evaluations and program design, Olympic lifting exercises and movement specific functional training. This is accomplished in a safe, yet competitive environment, where each student-athlete is encouraged to strive for personal excellence.



BASKETBALL STRENGTH & CONDITIONING RECORDS

Vertical Leap	38" - Alando Tucker
Vertical Leap (biggest improvement)	6.5" - Ray Nixon (tied with Michael Finley)
Bench Press (Forwards)	340 lbs. - Alando Tucker
I-Drill Agility Test	6.34 secs. - Kammron Taylor

Records held by current players only



The Big Ten Conference

NCAA Success

The Big Ten tied with the ACC for the most victories in the 2005 NCAA Tournament as both leagues tallied 12 wins. The ACC finished with a 12-4 (.750) record, while the Big Ten compiled a 12-5 (.706) mark, followed by the Big East (7-6, .538), Pac-10 (5-4, .556), Big 12 (6-6, .500) and SEC (5-5, .500). The Big Ten's 12 NCAA Championship victories were the most for the Conference since the 2000 event, when the League equaled its highest win total ever with a mark of 15-5 (matching the 15 triumphs in 1989). The Big Ten is the only conference to have produced double-digit wins in NCAA Championship play in four of the last seven tournaments (13-6 in 1999, 15-5 in 2000, 10-7 in 2001).

Over the last eight NCAA Tournaments, the Big Ten leads all conferences in games played and ties with the ACC with 76 victories. The Big Ten's winning percentage of .655 ranks second only to the ACC (.697), while the League leads all conferences in games played with 115. See the chart below for the complete NCAA Tournament breakdown for the Big Ten, ACC, Big 12, Big East, Pac-10 and SEC over the last eight seasons.

Conf.	Record	Wining Pct.	Appearances
Big Ten	76-40	.655	41
ACC	76-33	.697	36
Big East	67-39	.632	42
Big 12	61-43	.587	43
Pac-10	50-35	.588	35
SEC	56-45	.554	45

Half of the Final Four

The Big Ten has sent at least two teams to the national semifinals on four occasions since 1992, the highest total among all conferences. The Conference also sent a pair of squads in 1992 (Indiana, Michigan) before pulling off the feat in back-to-back years for the first time in Big Ten history in 1999 (Michigan State, Ohio State) and 2000 (MSU, Wisconsin). Since 1992, only three conferences have sent a pair of teams to the Final Four - the Big 12 in 2002 (Oklahoma, Kansas) and 2003 (Kansas, Texas), the Atlantic Coast Conference in 2001 (Duke, Maryland) and 2004 (Duke, Georgia Tech) and the Southeastern Conference in 1994 (Arkansas, Florida) and 1996 (Mississippi State, Kentucky).



National Attendance Leaders — 29 Years and Counting

Big Ten men's basketball topped the nation in total attendance for the 29th consecutive year according to numbers released by the NCAA. The Conference welcomed 2,255,332 fans through the turnstiles and led the way with an average attendance of 12,530 per game/session, over 1,000 more than the national runner-up (ACC - 11,097). For the 13th straight season, the Big Ten broke the two-million mark in total attendance as the League played host to 2,146,082 patrons in 175 games for an average of 12,623 fans per contest.

In conference tournament action, the League also led nationally for the first time with an average per session attendance of 21,850 at the 2005 Big Ten Tournament held at the United Center in Chicago, Ill. The ACC, which had led the nation in average tournament attendance the last seven seasons, ranked second with 20,301 fans per session. The Big Ten set a pair of attendance records in the final two days of the 2005 Tournament, as the event attracted a single-session record of 23,697 for the semifinal on Saturday before breaking the championship game attendance mark with 22,157 fans on site Sunday.

BIGTEN
CONFERENCE

■ BIG TEN MISSION STATEMENT

The Big Ten Conference is an association of 11 world-class universities whose member institutions share a common mission of research, graduate, professional and undergraduate teaching and public service. Intercollegiate athletics has an important place within the mission.

Founded in 1896, the Big Ten has sustained a comprehensive set of shared practices and policies that enforce the priority of academics in student-athletes' lives and emphasize the values of integrity, fairness and competitiveness. Big Ten universities provide in excess of \$63 million in athletic scholarship aid to more than 7,500 men and women student-athletes who compete for 25 championships, 12 for men and 13 for women. In total, Big Ten Conference institutions sponsor more than 250 athletic programs.

Great Competition



Besides a grueling Big Ten schedule that often includes the top teams in the country, Wisconsin faces a number of highly-ranked teams during the non-conference season and in tournament play. The Badgers have played 24 ranked teams in the past four seasons, including 11 games against teams ranked in the top 10.

Last year, 19 of Wisconsin's 34 games last season came against teams ranked among the top 70 in the final RPI Ratings (UW was 13-6 against those teams). The Badgers played the seventh-toughest schedule in the country according to the RPI.

This season, the UW faces five teams that played in the postseason in 2005, including four NCAA tourney teams (Eastern Kentucky, Wake Forest, UW-Milwaukee and Pittsburgh), during its non-conference schedule. In all, the Badgers will play 11 games against teams that participated in the 2005 NCAA Tournament

In the past four years, the Badgers have played many of the top teams in the country. Here is a small sampling:

- | | |
|----------------|-------------|
| Alabama | Pittsburgh |
| Georgia Tech | St. John's |
| Kentucky | Temple |
| Marquette | Tennessee |
| Maryland | UNLV |
| North Carolina | Wake Forest |
| NC State | |



Top: Wisconsin will play at Pittsburgh on Dec. 31, 2005 with the Panthers visiting Madison in 2006-07.

Above: The Badgers squared off against North Carolina in the 2005 Elite Eight in Syracuse, N.Y.

Left: UW faces Wake Forest in Winston-Salem in this year's Big Ten-ACC Challenge. The two teams also met at the Kohl Center in the 2002 Challenge.

Great Destinations



One of the benefits of college athletics is traveling to new and exciting places to play your games. Besides all the wonderful atmospheres around the Big Ten, Wisconsin travels throughout the country to play its games and participate in tournaments.

This year the Badgers will open the season at the Paradise Jam in St. Thomas, USVI, on Nov. 18-21. UW will play three games in the tournament, facing Norfolk State and Eastern Kentucky in the first two rounds. The other participating teams are Georgia, Old Dominion and Fordham.

In 2001-02, the UW took part in the City Bank/Aloha Airlines Big Island Invitational in Hawaii. The Badgers spent a week on the Big Island, first in Kona then in Hilo. It was Wisconsin's second trip to the Big Island Invitational, having been a part of the tournament in 1997 as well. The Badgers also played in the Maui Classic in 1995 and have also traveled to the Top of the World Classic in Fairbanks, Alaska.

The traveling isn't restricted to during the season. In the summer of 2000, the UW basketball team took a trip to Europe and spent nearly two weeks in Italy and Slovenia, playing four games against international competition.

In 2009, Wisconsin will make a return trip to the Maui Invitational.




Badgers in the Pros

Over the years, Wisconsin has had a number of players go on and play professionally once their days in Madison are done. The two most well-known of those former UW players, Michael Finley and Devin Harris, played together last year on the Dallas Mavericks. Finley, a two-time all-star, signed with the San Antonio Spurs as a free agent over the summer. Harris, the fifth pick in the 2004 NBA Draft, will begin his second season with the Mavs.

Finley has played 10 seasons in the NBA and finished second on the team in scoring (15.7 ppg.) as the Mavs earned their fourth straight 50-win season. Harris played in 76 games during the regular season, starting the first 19. He averaged 5.7 points and 2.2 assists and was named the "got milk?" Western Conference Rookie of the Month for November.

Including Harris, Wisconsin has had six first-round draft choices in school history. Finley was the 21st selection in 1995 while Paul Grant went 20th overall in 1997. The three others were Wes Matthews, who was a first-rounder in 1980, Albert Henry (1970) and Don Rehfeldt, who was the second pick overall in 1950.

Two former Badgers are among those extending their careers overseas. Kirk Penney, who has seen action in the NBA with the Miami Heat and Los Angeles Clippers, will play for Maccabi Tel Aviv this season. Maacabi has won the European Cup in each of the past two seasons. Mike Wilkinson, a first-team All-Big Ten choice last year, played for the Utah Jazz summer league team and will play professionally in Greece this season.



Left: Devin Harris was drafted fifth overall in the 2004 NBA Draft by the Washington Wizards. He was later traded to the Dallas Mavericks. Harris played in 76 games last year, starting the first 19 and being named the "got milk?" Western Conference Rookie of the Month in November.




Right: Kirk Penney, who has played briefly with both the Miami Heat and Los Angeles Clippers, will spend this season playing with Maccabi Tel Aviv in Israel.



2005-06 BADGERS

Wisconsin Roster18
 Radio / TV Roster19
 Season Outlook20-21
 Ray Nixon22-23
 Jason Chappell24-25
 Kammron Taylor26-27
 Alando Tucker28-29
 Tanner Bronson30-31
 Brian Butch32-33
 Michael Flowers34-35
 Greg Stiemsma36-37
 DeAaron Williams38
 Morris Cain39
 Kevin Gullikson40
 Joe Krabbenhoft41
 Marcus Landry42
 Mickey Perry43
 Career Game-by-Game Statistics44-47



Junior Alando Tucker was one of 50 players named to the preseason Wooden Award Watch List. A third-team All-Big Ten selection last year, Tucker enters this season with 913 career points.

2005-06 Rosters

Alphabetical

No.	Name	Ht.	Wt.	Yr./Elig.	Pos.	Hometown (High School)
14	Tanner Bronson*	5-11	160	Jr./So.	G	Glendale, Wis. (Nicolet)
32	Brian Butch*	6-11	240	Jr./So.	F/C	Appleton, Wis. (West)
21	Morris Cain	6-5	195	Fr./Fr.	G/F	Milwaukee, Wis. (Nicolet)
5	Jason Chappell**	6-10	240	Sr./Jr.	F/C	New Berlin, Wis. (New Berlin West/ Worcester (Mass.) Academy)
22	Michael Flowers*	6-2	185	So./So.	G	Madison, Wis. (La Follette)
43	Kevin Gullikson	6-7	210	Fr./Fr.	F	Stillwater, Minn. (Stillwater Area)
45	Joe Krabbenhoft	6-7	217	Fr./Fr.	G/F	Sioux Falls, S.D. (Roosevelt)
1	Marcus Landry	6-7	215	Fr./Fr.	F	Milwaukee, Wis. (Vincent)
4	Ray Nixon***	6-7	220	Sr./Sr.	F	Milwaukee, Wis. (Dominican)
2	Mickey Perry	6-2	175	Fr./Fr.	G	Maywood, Ill. (Proviso East)
34	Greg Stiemsma*	6-11	245	So./So.	C	Randolph, Wis. (HS)
23	Kammron Taylor**	6-2	175	Jr./Jr.	G	Minneapolis, Minn. (North)
42	Alando Tucker**	6-6	210	Sr./Jr.	F	Lockport, Ill. (Township)
33	DeAaron Williams	6-4	190	So./Fr.	G/F	Peoria, Ill. (Limestone)

Numerical

No.	Name	Ht.	Wt.	Yr./Elig.	Pos.	Hometown (High School)
1	Marcus Landry	6-7	215	Fr./Fr.	F	Milwaukee, Wis. (Vincent)
2	Mickey Perry	6-2	175	Fr./Fr.	G	Maywood, Ill. (Proviso East)
4	Ray Nixon***	6-7	220	Sr./Sr.	F	Milwaukee, Wis. (Dominican)
5	Jason Chappell**	6-10	240	Sr./Jr.	F/C	New Berlin, Wis. (New Berlin West/ Worcester (Mass.) Academy)
14	Tanner Bronson*	5-11	160	Jr./So.	G	Glendale, Wis. (Nicolet)
21	Morris Cain	6-5	195	Fr./Fr.	G/F	Milwaukee, Wis. (Nicolet)
22	Michael Flowers*	6-2	185	So./So.	G	Madison, Wis. (La Follette)
23	Kammron Taylor**	6-2	175	Jr./Jr.	G	Minneapolis, Minn. (North)
32	Brian Butch*	6-11	240	Jr./So.	F/C	Appleton, Wis. (West)
33	DeAaron Williams	6-4	190	So./Fr.	G/F	Peoria, Ill. (Limestone)
34	Greg Stiemsma*	6-11	245	So./So.	C	Randolph, Wis. (HS)
42	Alando Tucker**	6-6	210	Sr./Jr.	F	Lockport, Ill. (Township)
43	Kevin Gullikson	6-7	210	Fr./Fr.	F	Stillwater, Minn. (Stillwater Area)
45	Joe Krabbenhoft	6-7	217	Fr./Fr.	G/F	Sioux Falls, S.D. (Roosevelt)

* - letters won

Coaching and Support Staff

Head Coach: Bo Ryan

Assistant Coaches: Greg Gard, Gary Close and Howard Moore

Director of Basketball Operations: Will Ryan

Athletic Trainer: Henry Perez-Guerra

Strength & Conditioning Coach: Scott Hettenbach

Basketball SID: Brian Lucas

Video Coordinator: Joe Robinson

Pronunciation Guide

Jason Chappell

CHAP-el

Greg Stiemsma

STEEM-sma

Alando Tucker


a-LAN-doe

DeAaron Williams


DEE-a-run

Radio/TV Rosters


MEET THE BADGERS




14 Tanner Bronson
G, So., 5-11, 160
Glendale, Wis.




32 Brian Butch
F/C, So., 6-11, 240
Appleton, Wis.




21 Morris Cain
G/F, Fr., 6-5, 195
Milwaukee, Wis.



5 Jason Chappell
F/C, Jr., 6-10, 240
New Berlin, Wis.




22 Michael Flowers
G, So., 6-2, 185
Madison, Wis.




43 Kevin Gullikson
F, Fr., 6-7, 210
Stillwater, Minn.




45 Joe Krabbenhoft
G/F, Fr., 6-7, 217
Sioux Falls, S.D.




1 Marcus Landry
F, Fr., 6-7, 215
Milwaukee, Wis.




4 Ray Nixon
F, Sr., 6-7, 220
Milwaukee, Wis.



2 Mickey Perry
G, Fr., 6-2, 175
Maywood, Ill.




34 Greg Stiemsma
C, So., 6-11, 245
Randolph, Wis.



23 Kammron Taylor
G, Jr., 6-2, 175
Minneapolis, Minn.



42 Alando Tucker
F, Jr., 6-6, 210
Lockport, Ill.



33 DeAaron Williams
G/F, Fr., 6-4, 190
Peoria, Ill.

2005-06 Season Outlook

PERSONNEL BREAKDOWN

Starters Returning (1):

Alando Tucker, Jr., F

Other Letterwinners Returning (6):

Ray Nixon, Sr., F
Kammron Taylor, Jr., G
Jason Chappell, Jr., F/C
Michael Flowers, So., G
Brian Butch, So., F/C
Greg Stiemsma, So., C
Tanner Bronson, So., G

Sat Out Last Season as Redshirt (1):

DeAaron Williams, Fr., G/F

Newcomers (5):

Joe Krabbenhoft, Fr., G/F
Marcus Landry, Fr., F
Mickey Perry, Fr., G
Morris Cain, Fr., G/F*
Kevin Gullikson, Fr., F*

* - walk-on

Lone Ranger

Junior Alando Tucker, a preseason Wooden Award candidate, is the only returning regular starter for Wisconsin. Tucker, a third-team All-Big Ten selection last year, led the Badgers in scoring and was second on the team in rebounding. He was outstanding in the postseason, being named to both the Big Ten and Syracuse Regional all-tournament teams.

A Trusty Sidekick

Junior point guard Kammron Taylor is the only returning Badger other than Tucker to average more than 12.0 minutes per game last season. Taylor played in all 34 games last season, starting 12. He was the team's third-leading scorer and averaged 10.4 points and 27.8 minutes in Big Ten play. In the NCAA tournament, Taylor scored 16 points in the Badgers' first round win over Northern Iowa, then had 18 points in the Elite Eight vs. UNC.

Ready and Willing

Five other players who made significant contributions last season return with Tucker and Taylor. Ray Nixon is the lone senior on the squad and has played in 81 games as a Badger. Junior Jason Chappell

came on toward the end of the season and gained valuable experience as a member of the Big Ten Foreign Tour team this summer.

The sophomore class is also very talented as Brian Butch, Michael Flowers and Greg Stiemsma all showed flashes last season. Butch, a redshirt freshman last season, had three double-digit point games but was sidelined for six games late in the regular season with mononucleosis. Flowers played in 30 games last season, reaching double figures in minutes in 14 of them. Stiemsma was sidelined early with a right foot injury but progressed late, including a productive stint vs. North Carolina in the Elite Eight.

New Faces

Wisconsin will welcome three scholarship freshmen in 2005. Joe Krabbenhoft, a 6-7 swingman from Sioux Falls, S.D., was selected to play in the Capital Classic All-Star game and was a two-time first-team all-state selection. Marcus Landry, a Milwaukee native and brother of Purdue standout Carl Landry, was also a two-time first-team all-state choice. Mickey Perry, hailing from the same high school that produced Michael Finley, Dee Brown and Shannon Brown, was a third-team all-state choice in Illinois last year.


Another new face will be DeAaron Williams, a freshman who redshirted last season. An outstanding athlete with great open floor abilities, Williams is also a tremendous defender.

Climbing the Charts

Alando Tucker enters his junior season with 913 career points. He is only the second player in UW history to score at least 900 points prior to his junior season (Michael Finley is the other). Only 10 juniors in the country have more career points than Tucker entering the 2005-06 season. With 87 more points, he will become the 30th player in school history to record 1,000 career points.

Picking up his Game

Last season, Tucker was at his best when the competition was stiffest. In eight games against ranked teams, he averaged 18.5 points, more than three points better than his season average. That included a career-high 27 points vs. Maryland,



Alando Tucker led the Badgers in scoring last year and is one of just two players in UW history to score at least 900 career points prior to his junior season.


25 vs. North Carolina in the Elite Eight and 24 at No. 1 Illinois. In the postseason (Big Ten and NCAA tournaments) he scored at least 17 points in four of the Badgers' six games.

... At the Right Time

Tucker was also the Badgers' go-to player when the game was on the line. He won two games within an 11-day span with buzzer-beating shots. On March 1 vs. Indiana at home, Tucker followed a miss by Mike Wilkinson to give UW a 62-60 win. Then, in the Big Ten tournament semifinals, Tucker dribbled the length of the floor and hit a running, off-balance 3-pointer as time expired to lift Wisconsin over Iowa 59-56.

Good Company

The Badgers tied a school record by winning 25 games this season. They also won 25 games in 2003-04. Wisconsin is one of just eight teams in the country to have won at least 24 games in each of the last three years. The others are Duke, Gonzaga, Illinois, Kentucky, Southern Illinois, Utah and Utah State.



Kammron Taylor had 10 double-digit scoring games a year ago, including a career-high 26 points vs. Iowa.

Making it a Habit

UW earned its seventh straight bid to the NCAA tournament last year, a school-record. Michigan State is the only other Big Ten team that has been to the NCAA tournament seven straight years. The Badgers are one of 11 teams that made their seventh straight tourney appearance in 2005. The others are: Arizona, Cincinnati, Duke, Florida, Kansas, Kentucky, Michigan State, Oklahoma State, Stanford and Texas.

And Making it Count

Wisconsin has advanced to the NCAA tournament "Sweet 16" three times in the last six years, including two trips to the "Elite Eight." In addition to last year's tourney run, the Badgers advanced to the Final Four in Indianapolis in 2000 and the 2003 "Sweet 16" in Minneapolis. UW is one of just six teams in the country to have won a first-round game in each of the last four seasons. The other teams are Connecticut, Duke, Illinois, Kentucky and Wake Forest.

Kick It Up a Notch

Prior to Bo Ryan's arrival in 2001, UW had four 20-win seasons. Ryan, who has led the Badgers to three straight 20-win

seasons, has coached the three winningest teams in school history. UW has averaged 22.1 wins over the last seven years.

New Heights

Ryan is the first coach in Big Ten history to win at least 11 conference games in each of his first four seasons. Ryan has a career record of 46-18 (.719) in Big Ten play, the highest winning percentage of any coach in league history with at least 50 games coached.

Feeling at Home

In Bo Ryan's four seasons as Wisconsin's head coach, the Badgers have compiled a 58-3 record at the Kohl Center, including a 31-1 record in Big Ten home games. UW had the longest home winning streak in the country (38 games) broken by No. 1 Illinois on Jan. 25, 2005. The Badgers' average scoring margin at home is 16.4 points and 44 of their 58 home wins have been by at least 10 points.

Conference Matters


Wisconsin finished the Big Ten season with an 11-5 record. For the first time in school history, UW has won at least 11 conference games in four consecutive seasons. From 1943-2001, Wisconsin had just three seasons with double-digit win totals in Big Ten play.

Tidbits

- In four seasons under Bo Ryan, Wisconsin has recorded a 46-18 record in Big Ten play. During that span, only Illinois (50) has more wins than UW.
- In the last two seasons, including the Big Ten tournament, Wisconsin is 9-3 in the postseason.
- The Badgers finished the season ranked 10th in the final ESPN/USA Today Coaches Poll. That is the highest finish in school history.
- Wisconsin has had a first-team all-conference player four years in a row (Mike Wilkinson - 2004, Devin Harris - 2003, Kirk Penney - 2001-02). Prior to 2002, UW had just two consensus first-team All-Big Ten choices since 1952 (Michael Finley in 1993 and Joe Franklin in 1968).
- UW led the Big Ten and ranked 12th in the country in scoring defense, allowing just 60.2 points per game.
- The Badgers averaged 11.4 turnovers per game this season, seventh-best in the country. Bo Ryan-coached teams account for three of the top four seasons in terms of fewest turnovers per game at UW.



Forward Ray Nixon is the lone senior on the Badgers and has appeared in 81 games for Wisconsin.



4 Ray Nixon

Lone senior on this year's team ... has played in 81 career games, most on the team ... good 3-point shooter

2004-05: Played in 33 of 34 games, averaging 11.7 minutes per game ... made his first career start vs. Ohio State and had a career-high four assists ... scored a career-high 10 points vs. Michigan ... scored nine points (all in the first half) vs. Illinois ... had six points in 15 minutes at Minnesota and at Illinois ... tied career high with 21 minutes at Indiana ... came off the bench to score eight points (all in the first half) vs. Penn ... played at least 14 minutes in 14 games

2003-04: Appeared in 31 games, averaging 11.1 minutes ... made five of his last six 3-point attempts and shot 14-35 (.400) from 3-point range on the season ... scored a career-high nine points in personal-best 21 minutes at Purdue ... also had eight points at home vs. Indiana and vs. Illinois in the Big Ten tournament title game ... played at least 16 minutes in nine contests

2002-03: Played in 17 games, averaging 4.1 minutes per game ... appeared in just one of the last 10 games of the season ... career highs in points (four), rebounds (three) and minutes (16) vs. Chicago State ... also played 13 minutes vs. New Hampshire and seven vs. Penn State

High School: Second-team all-state selection by the Associated Press and the *Milwaukee Journal Sentinel* after averaging 12.3 points and shooting 54 percent from the field as a senior ... led Dominican to a 24-1 record and the sectional final ... first-team all-conference selection and honorable mention all-state as a junior, averaging 15 points and six rebounds per contest ... part of the state championship team as a sophomore ... prep teammate of UW-Milwaukee's Derrick Wimmer

Personal: Born on September 10, 1984, in Milwaukee, Wis. ... parents are Raymond and Pershell Nixon ... has two older sisters ... majoring in life sciences communication

**6-7 • 220 lbs.
Senior • Forward**

Milwaukee, Wis.
Dominican High School

Career Highs

Points: 10 vs. Michigan (2/16/05)

Field Goals: 4 vs. Michigan (2/16/05)

Field Goal Atts.: 6, three times, MR:
at Minnesota (2/5/05)

3-Point Field Goals: 3 vs. Illinois (1/25/05)

3-Point Field Goal Atts.: 6 vs. Illinois
(1/25/05)

Free Throws: 4 vs. Minnesota (2/4/04)

Free Throw Atts.: 4 vs. E. Illinois (11/25/03)
and vs. Minnesota (2/4/04)

Rebounds: 6 vs. Eastern Illinois (11/25/03)

Assists: 4 vs. Ohio State (1/11/05)


Blocked Shots: 1, seven times, MR at Illinois
(2/12/05)

Steals: 1, 11 times, MR at Michigan State
(2/24/05)

Minutes: 21 vs. Purdue (1/14/04) and
at Indiana (1/8/05)

Career Statistics

Year	GP-GS	Min/Avg	FG-FGA	Pct	3-Point		FT-FTA	Pct	Rebounding			PF-FO	AST	TO	Blk	Stl	Pts/Avg
					FG-FGA	Pct			Off-Def	Tot	Avg						
2002-03	17-0	70/4.1	4-17	.235	0-8	.000	0-1	.000	3-7	10	0.6	14-0	2	2	1	1	8/0.5
2003-04	31-0	345/11.1	35-75	.467	14-35	.400	11-17	.647	24-27	51	1.6	37-0	10	20	3	5	95/3.1
2004-05	33-1	385/11.7	31-79	.392	17-42	.405	5-8	.625	12-26	38	1.2	57-1	19	18	5	6	84/2.5
TOTAL	81-1	800/9.9	70-171	.409	31-85	.365	16-26	.615	39-60	99	1.2	108-1	31	40	9	12	187/2.3



BEYOND THE RAY NIXON NUMBERS

Favorite NBA player of all-time:

Dr. Julius Erving

Best basketball memory:

2004 Big Ten Tournament

Dream Job:

Oil guy for swimsuit models

Most prized possession:

Life

If I could invite three people to dinner, they would be:

KiToy Johnson, Richard Pryor and the young Anna Nicole Smith

In my CD player right now:

Duke Ellington and Louis Armstrong

Significance of my uniform number:

I was four years old when I first picked up a basketball

Funniest on the team:

Me or Alando Tucker

Favorite movie:

Five Heartbeats or Juice

Favorite food:

Hamburger Helper

Person I admire most:

My sister Yolanda

TV show I never miss:

The Cosby Show


If I could be on one reality TV show, it would be:

Dog Eat Dog because it's trivia and competition

MEET THE BADGERS

Big Ten Statistics

Year	GP-GS	Min/Avg	FG-FGA	Pct	3-Point		FT-FTA	Pct	Rebounding			PF-FO	AST	TO	Blk	Stl	Pts/Avg
					FG-FGA	Pct			Off-Def	Tot	Avg						
2003	8-0	17/2.1	1-4	.250	0-2	.000	0-0	.000	2-0	2	0.3	6-0	0	1	0	0	2/0.3
2004	15-0	187/12.5	18-42	.429	7-20	.350	8-10	.800	14-11	25	1.7	21-0	7	12	3	4	51/3.4
2005	16-1	207/12.9	17-48	.354	11-29	.379	3-4	.750	7-10	17	1.1	31-0	13	9	3	4	48/3.0
TOTAL	39-1	411/10.5	36-94	.383	18-51	.353	11-14	.786	23-21	44	1.1	58-0	20	22	6	8	101/2.6



5 Jason Chappell

Summer of 2005: Played on the Big Ten Foreign Tour Team that played five games in Spain in August ... averaged 4.3 points and 3.3 rebounds

2004-05: Played in 14 games, including a career-high eight minutes vs. Western Carolina and Michigan ... grabbed career-high four rebounds vs. Michigan ... scored two points and grabbed three rebounds in three first-half minutes vs. Iowa ... played six first-half minutes in NCAA tournament game vs. NC State

2003-04: Missed the first six weeks of the season with a foot injury ... did not play the rest of the year, using his redshirt season

2002-03: Appeared in eight games, playing a total of 11 minutes ... season-high four minutes vs. New Hampshire ... hit a 3-pointer vs. Ohio and added a free throw vs. Penn State

High School: Attended Worcester Academy in Massachusetts for one year ... averaged 10 points and eight rebounds on a team that featured five other NCAA Division I recruits ... went to New Berlin West High School in New Berlin, Wis. ... averaged 20 points, 16 rebounds and five assists as a senior and earned honorable mention all-state accolades ... was also an honorable mention all-state selection as a junior, scoring 13 points and grabbing nine rebounds a game as West won the Division II state championship

Personal: Born on January 10, 1983, in Cudahy, Wis. ... parents are Len and Joanne Chappell ... father, Len, played in the NBA from 1963-72 ... older brother, John, played basketball at South Carolina ... majoring in consumer science

**6-10 • 240 lbs.
Junior • F/C**

New Berlin, Wis.
New Berlin West High School
Worcester (Mass.) Academy

Career Highs

Points: 3 vs. Ohio (12/23/02)
Field Goals: 1, six times, MR: vs. Iowa (2/9/05)
Field Goal Attempts: 3 vs. Michigan (2/16/05)
3-Point Field Goals: 1 vs. Ohio (12/23/02)
3-Point Field Goal Attempts: 1 vs. Ohio (12/23/02) and vs. UW-Green Bay (12/7/04)
Free Throws: 2 vs. Michigan (2/16/05)
Free Throw Attempts: 2 vs. Penn State (2/1/03) and vs. Michigan (2/16/05)
Rebounds: 4 vs. Michigan (2/16/05)
Assists: 1, four times, MR: vs. Michigan (2/16/05)
Blocked Shots: 1 vs. Chicago State (1/4/03)
Steals: 0
Minutes: 8 vs. Western Carolina (12/27/04) and vs. Michigan (2/16/05)

Career Statistics

Year	GP-GS	Min/Avg	FG-FGA	Pct	3-Point		FT-FTA	Pct	Rebounding			PF-FO	AST	TO	Blk	Stl	Pts/Avg
					FG-FGA	Pct			Off-Def	Tot	Avg						
2002-03	8-0	11/1.4	1-4	.250	1-1	1.000	1-2	.500	2-1	3	0.4	0-0	0	1	1	0	4/0.5
2003-04		Redshirted															
2004-05	14-0	48/3.4	6-12	.500	0-1	.000	2-2	1.000	6-10	16	1.1	7-0	5	5	0	0	14/1.0
TOTAL	22-0	59/2.7	7-16	.438	1-2	.500	3-4	.750	8-11	19	0.9	7-0	5	6	1	0	18/0.8



BEYOND THE JASON CHAPPELL NUMBERS

Favorite NBA player of all-time:
Len Chappell

Favorite basketball memory:
Scoring 69 points in the eighth grade

Unusual thing the average person wouldn't know about me is:
I have my own clothing line

If I could invite three people to dinner, they would be:
Moe, Larry and Curly

If I could play any other sport at UW, it would be:
Golf

Significance of my uniform number:
I got five on it

Favorite food:
Sweet Potatoes

Greatest invention of the past 100 years:
The mini-skirt


The title of my autobiography would be:
JCHEEZY - It ain't easy bein' cheezy

Best nickname on the team:
Michael "Tulip" Flowers

If I could be on any reality show, it would be:
Paradise Island

Big Ten Statistics

Year	GP-GS	Min/Avg	FG-FGA	Pct	3-Point		FT-FTA	Pct	Rebounding			PF-FO	AST	TO	Blk	Stl	Pts/Avg
					FG-FGA	Pct			Off-Def	Tot	Avg						
2003	4-0	4/1.0	0-1	.000	0-0	.000	1-2	.500	1-1	2	0.5	0-0	0	1	0	0	1/0.3
2004		Redshirted															
2005	7-0	22/3.1	4-8	.500	0-0	.000	2-2	1.000	5-4	9	1.3	6-0	3	1	0	0	10/1.4
TOTAL	11-0	26-2.4	4-9	.444	0-0	.000	3-4	.750	6-5	11	1.0	6-0	3	2	0	0	11/1.0



23 Kammron Taylor

2004-05: Played in all 34 games, including 12 starts ... averaged 10.4 points and 27.8 minutes in Big Ten play ... third on the team in scoring at 8.4 points per game ... ranked ninth in the Big Ten in free throw percentage (.767) ... scored 18 points in 28 minutes vs. North Carolina in the "Elite Eight" ... came off the bench to score a career-high 26 points vs. Iowa ... scored 18 points and had career highs in assists (5) and minutes played (39) vs. Northwestern ... had 20 points in 35 minutes at Penn State ... scored the game-winning field goal on a pull-up jumper with 31 seconds left vs. Michigan State ... scored 21 points at Indiana, making a personal-best 10-of-11 free throws ... scored 15 points in 32 minutes at Pepperdine, making 9-of-12 free throws ... made first career start vs. Penn, scoring seven points and grabbing six rebounds in 28 minutes

2003-04: Appeared in 18 games, averaging 2.3 minutes ... scored a career-high five points in five minutes vs. Indiana ... played a personal-best seven minutes in Badger debut vs. Eastern Illinois ... scored 21 total points

High School: Scored 59 points, grabbed 12 rebounds and handed out 10 assists in three state tournament games, leading Minneapolis North to the Class 4A state championship and earning all-tournament honors as a senior ... averaged 18 points and eight assists and was one of six finalists for Mr. Basketball in Minnesota ... first-team all-state selection as a junior and senior ... averaged 21 points and five assists as a junior, leading North to a 24-7 record and third place in the state ... also earned letters in football and tennis

Personal: Born on August 28, 1984, in Chicago, Ill. ... parents are Kenneth and Blondell Taylor ... youngest of five children, all with first names that begin with the letter "K" ... brother, Kerek, played basketball at Gardner-Webb University and sister, Krystal, is a senior on Valparaiso's basketball team ... majoring in Afro-American studies

**6-2 • 175 lbs.
Junior • Guard**

Minneapolis, Minn.
Minneapolis North High School.

Career Highs

Points: 26 vs. Iowa (2/9/05)
Field Goals: 7 at Penn State (1/29/05) and vs. Iowa (2/9/05)
Field Goal Atts.: 14 at Penn State (1/29/05)
3-Point Field Goals: 3 vs. Northwestern (2/2/05) and vs. Iowa (2/9/05)
3-Point Field Goal Atts.: 6 vs. Northwestern (2/2/05)
Free Throws: 10 at Indiana (1/8/05)
Free Throw Atts.: 12 at Pepperdine (11/27/04)
Rebounds: 7 vs. Minnesota (2/5/05)
Assists: 5 vs. Northwestern (2/2/05) and vs. Michigan (2/16/05)
Blocked Shots: 1 vs. Illinois (1/25/05)
Steals: 2, five times, MR vs. Iowa (3/12/05)
Minutes: 39 vs. Northwestern (2/2/05)

Career Statistics

Year	GP-GS	Min/Avg	FG-FGA	Pct	3-Point		FT-FTA	Pct	Rebounding			PF-FO	AST	TO	Blk	Stl	Pts/Avg
					FG-FGA	Pct			Off-Def	Tot	Avg						
2003-04	18-0	41/2.3	7-19	.368	2-8	.250	5-6	.833	1-1	2	0.1	4-0	1	3	0	1	21/1.2
2004-05	34-12	816/24.0	85-224	.379	26-77	.338	89-116	.767	9-73	82	2.4	37-0	56	69	2	18	285/8.4
TOTAL	52-12	857/16.5	92-243	.379	28-85	.329	94-122	.770	10-74	84	1.6	41-0	57	72	2	19	306/5.9



BEYOND THE KAMMRON TAYLOR NUMBERS

Nickname:

KT

Childhood Heroes:

Dad, brother, Michael Jordan

Favorite Food:

Chicken, greens, yams, mac & cheese

Last Book I Read:

The Jazz Book

Musical Tastes:

Rap, hip-hop

Staple of My DVD Collection:

Young Jeezy / Kanye West

Favorite Superhero:

Superman

Dream Car:

Bentley Coupe

TV Show I Never Miss:

Reno 911

Hobbies / Interests:

Movies

Favorite Vacation Spot:

Bahamas with my family

My First Job:

Working at a furniture store

First Pro Sporting Event I Attended:

Minnesota Timberwolves game

Most Famous Person I've Met:

K.G.

Favorite Area Restaurant:

North American Rotisserie

Number of Songs on my iPod:


160

My Cell Phone Ring:

Flipside

Big Ten Statistics

Year	GP-GS	Min/Avg	FG-FGA	Pct	3-Point		FT-FTA	Pct	Rebounding			PF-FO	AST	TO	Blk	Stl	Pts/Avg
					FG-FGA	Pct			Off-Def	Tot	Avg						
2004	9-0	21/2.3	4-9	.444	1-3	.333	3-4	.750	0-1	1	0.1	2-0	0	2	0	1	12/1.3
2005	16-7	444/27.8	47-123	.382	14-39	.359	59-75	.787	5-40	45	2.8	18-0	30	41	2	7	167/10.4
TOTAL	25-7	465-18.6	51-132	.386	15-42	.357	62-79	.785	5-41	46	1.8	20-0	30	43	2	8	179/7.2



42 Alando Tucker

Milestones: Only the second player in UW history to score at least 900 career points prior to his junior season (Michael Finley is the other) ... one of the most explosive players in college basketball, broke Michael Finley's school record for vertical leap with a jump of 38 inches (Finley was at 35.5) ... set UW record for offensive rebounds (86) as a freshman

Honors: 2005 Preseason John Wooden Award Candidate ... consensus third-team All-Big Ten selection in 2005 ... also named to the 2005 Big Ten and Syracuse Regional all-tournament teams ... 2003 Big Ten All-Freshman Team ... honorable mention All-Big Ten by the media as a freshman

2004-05: Played in 31 games, starting 30 ... consensus third-team All-Big Ten selection ... also named to the Big Ten and Syracuse Regional all-tournament teams ... led the Badgers in scoring (15.2 ppg.) and had nine 20-point efforts ... was also second on the team in rebounding (6.1 rpg.) ... ranked among the top 10 in the conference in both categories ... missed the Ohio State, Penn State and Northwestern games with right foot injury ... scored a career-high 27 points vs. Maryland ... averaged 18.5 points vs. ranked teams, including 25 vs. North Carolina ... made a running 3-pointer as time expired to give UW a win over Iowa in the Big Ten tournament semifinals ... also hit the game-winner on a putback as the horn sounded vs. Indiana ... played more of a wing position this season after playing mostly power forward as a freshman

2003-04: Missed all but four games due to a right foot injury ... applied for and received a medical redshirt ... saw first action of the season vs. UW-Green Bay (Dec. 10), scoring five points in 12 minutes ... started vs. Marquette and responded with 17 points (career-best 7-11 from the free throw line) ... had a season-high 22 points in a start against Ohio, making 8-13 shots, but re-injured his right foot late in the game

2002-03: Played in all 32 games, starting the final 27 ... started at power forward despite measuring just 6-5, 195 pounds ... named to the Big Ten All-Freshman Team by the coaches and an honorable mention All-Big Ten selection by the media ... finished third on the team (and third among Big Ten frosh) in scoring with 12.0 ppg. ... tops among Big Ten freshmen in rebounds (5.9 rpg.) ... led the Big Ten and set a school record for offensive rebounds (2.69 per game and 86 total) ... finished fourth in the conference (tops among freshmen) in field goal percentage (139-261, .533) ... among the top five in UW freshmen history in games played, minutes played, points, field goals, field goal percentage and free throw attempts ... registered career highs in points (24) and rebounds (18) in first career start vs. UNLV ... set a school record with 11 offensive boards in that game and his 18 total rebounds were the most by a Big Ten player all season ... recorded 24 double-digit scoring performances

High School: Averaged 22.2 points, 7.7 rebounds and 5.7 assists to earn first-team all-state honors as a senior ... scored 35 points against Joliet, then the No. 1 team in the state ... 21.6 points and seven rebounds per game as a junior ... one of only two juniors to be named to the *Herald News* AA all-area team

Personal: Born on February 11, 1984 ... parents are Lisa Tucker and Forrest Harris ... majoring in life sciences communication

**6-6 • 210 lbs.
Junior • Forward**

Lockport, Ill.
Lockport Township High School

Career Highs

Points: 27 vs. Maryland (11/30/04)

Field Goals: 9, five times, MR: vs. North Carolina (3/27/05)

Field Goal Attempts: 18 at Illinois (2/12/05)

3-Point Field Goals: 5 vs. Texas Southern (12/21/02)

3-Point Field Goal Attempts: 5, three times, MR: vs. Indiana (3/1/05)

Free Throws: 15 vs. Bucknell (3/20/05)

Free Throw Attempts: 18 vs. Bucknell (3/20/05)

Rebounds: 18 vs. UNLV (12/7/02)

Assists: 5 vs. Alabama (12/29/04)

Blocked Shots: 1, 12 times, MR: vs. Illinois (3/13/05)

Steals: 3 at Purdue (2/5/03)

Minutes: 40 vs. Tulsa (3/22/03)

Career Statistics

Year	GP-GS	Min/Avg	FG-FGA	Pct	3-Point		FT-FTA	Pct	Rebounding			PF-FO	AST	TO	Blk	Stl	Pts/Avg
					FG-FGA	Pct			Off-Def	Tot	Avg						
2002-03	32-27	1016/31.8	139-261	.533	18-58	.310	89-130	.685	86-103	189	5.9	78-0	34	41	10	28	385/12.0
2003-04	4-2	83/20.8	19-33	.576	3-7	.429	15-22	.682	7-11	18	4.5	7-0	1	5	0	2	56/14.0
2004-05	31-30	983/31.7	162-334	.485	23-73	.315	125-183	.683	68-121	189	6.1	40-1	52	60	2	22	472/15.2
TOTAL	67-59	2082/31.1	320-628	.510	44-138	.319	229-335	.684	161-235	396	5.9	125-1	87	106	12	52	913/13.6



BEYOND THE ALANDO TUCKER NUMBERS

Nickname:

Doe

Childhood Heroes:

Scooby Doo Detective Agency

Favorite Food:

Country fried chicken

Last Book I Read:

Lord of the Rings, by JRR Tolkien

Musical Tastes:

Rap, R&B and some alternative

Staple of My DVD Collection:

Comedy

Dream Car:

Grease Lightning

Hobbies / Interests:

Writing and rapping

First Job:

Paper route in fifth grade

First Pro Sporting Event I Attended:

Chicago Bulls game

First Time on an Airplane:

10th grade

Most Famous Person I've Met:

The Easter Bunny at Joliet (Ill.) Mall

Best Thing About Madison:

Summer time

Favorite Area Restaurant:

North American Rotisserie

Title of My Autobiography Would Be:

Big Game "Bob"

Greatest Sports Moment:


Signing my National Letter of Intent to play at UW

My Cell Phone Ring:

Ring, ring

Big Ten Statistics

Year	GP-GS	Min/Avg	FG-FGA	Pct	3-Point		FT-FTA	Pct	Off-Def	Rebounding		PF-FO	AST	TO	Blk	Stl	Pts/Avg
					FG-FGA	Pct				Tot	Avg						
2003	16-16	534/33.4	68-142	.479	6-29	.207	51-67	.761	43-50	93	5.8	40-0	20	21	5	14	193/12.1
2004	DNP																
2005	13-12	400/30.8	64-131	.489	12-31	.387	44-58	.759	34-55	89	6.8	16-1	20	32	0	7	184/14.2
TOTAL	29-28	934/32.2	132-273	.484	18-60	.300	95-125	.760	77-105	182	6.3	56-0	40	53	5	21	377/13.0



14 Tanner Bronson

2004-05: Saw action in 12 games, playing 16 minutes in his first season as a walk-on ... made Badger debut, playing two minutes vs. Penn ... scored his only points of the season vs. UNC Greensboro

2003-04: Served as a manager

High School: Three-year starter at Nicolet High School ... led Nicolet to a 19-3 record as a senior ... played on the Division 1 South team at the 2003 Wisconsin Basketball Association All-Star Game ... named honorable mention all-area by the *Milwaukee Journal Sentinel* as a senior ... also earned first-team all-conference that season ... second-team all-conference selection as a junior

Personal: Born on May 27, 1985, in Milwaukee ... parents are Wally and Jody Bronson ... mother is women's tennis coach at Marquette ... father, grandfather and aunt all attended UW ... sister, Corey, played basketball at Marquette from 1996-2000 ... sister, Lindsay, played basketball at Cardinal Stritch from 2000-04 ... prep teammate of Dan Grunfeld (Stanford) and Joah Tucker (UW-Milwaukee) and current Badger Morris Cain ... majoring in economics

**5-11 • 160 lbs.
Sophomore • Guard**

Glendale, Wis.
Nicolet High School

Career Highs

Points: 2 vs. UNC Greensboro (12/23/04)

Field Goals: 1 vs. UNC Greensboro (12/23/04)

Field Goal Atts.: 1, three times, MR:
vs. Michigan (2/16/05)

3-Point Field Goals: 0

3-Point Field Goal Atts.: 0

Free Throws: 0

Free Throw Atts.: 0

Rebounds: 0

Assists: 1, three times, MR vs. Michigan
(2/16/05)


Blocked Shots: 0

Steals: 1 vs. UW-Milwaukee (12/15/04) and
vs. UNC Greensboro (12/23/04)

Minutes: 3 vs. UNC Greensboro (12/23/04)

Career Statistics

Year	GP-GS	Min/Avg	FG-FGA	Pct	3-Point		FT-FTA	Pct	Rebounding			PF-FO	AST	TO	Blk	Stl	Pts/Avg
					FG-FGA	Pct			Off-Def	Tot	Avg						
2004-05	12-0	16/1.3	1-5	.200	0-1	.000	0-0	.000	0-0	0	0.0	1-0	3	0	0	2	2/0.2
TOTAL	12-0	16/1.3	1-5	.200	0-1	.000	0-0	.000	0-0	0	0.0	1-0	3	0	0	2	2/0.2



BEYOND THE TANNER BRONSON NUMBERS

Childhood Heroes:

Mugsy Bogues and John Stockton

Musical Tastes:

All kinds minus country

Staple of My DVD Collection:

Boondock Saints

TV Show I Never Miss:

Real World

Favorite Sport:

Basketball

First Pro Sporting Event I Attended:

Brewers game

First Time I Played Organized Sports:

Five years old

Best Thing About Madison:

The sports atmosphere

Favorite Area Restaurant:

Nitty Gritty

Favorite Video Game:


NBA Live 2005

Number of Songs on My iPod:

400

Big Ten Statistics

Year	GP-GS	Min/Avg	FG-FGA	Pct	3-Point		FT-FTA	Pct	Rebounding			PF-FO	AST	TO	Blk	Stl	Pts/Avg
					FG-FGA	Pct			Off-Def	Tot	Avg						
2005	5-0	7/1.4	0-3	.000	0-1	.000	0-0	.000	0-0	0	0.0	1-0	2	0	0	0	0/0.0
TOTAL	5-0	7/1.4	0-3	.000	0-1	.000	0-0	.000	0-0	0	0.0	1-0	2	0	0	0	0/0.0



32 Brian Butch

Honors: 2005 Academic All-Big Ten

2004-05: Played in 27 games, averaging 9.7 minutes off the bench ... played just 35 minutes in the last eight games after missing six games with infectious mononucleosis ... scored a career-high 12 points and paced UW with five rebounds in 14 minutes vs. Northwestern ... scored seven points in 13 minutes at Penn State ... scored 11 points and added a personal-best nine rebounds vs. UNC Greensboro ... made 8 of his last 17 (.471) 3-pointers after starting the season 0-of-8 ... posted 10 points and four rebounds in his collegiate debut vs. Penn

2003-04: Sat out as a redshirt ... added 30 pounds since coming to UW in summer of 2003

High School: First-team *Parade* All-American ... joins Pat Richter, Arnold "Clyde" Gaines, Larry Petty, Wes Matthews, Rashard Griffith and Sam Okey as the only High School *Parade* All-Americans to attend UW (Butch was the only first-team choice) ... member of the McDonald's All-American West team ... one of just four players in history from the state of Wisconsin to be named to the McDonald's All-American team ... *USA Today* first-team All-American ... one of 10 finalists for Atlanta Tipoff Club's Naismith Prep Basketball Player of the Year award ... two-time Wisconsin State Player of the Year by the Associated Press ... averaged 22.8 points and 10.1 rebounds as a senior, leading Appleton West to a 23-3 record and the Division 1 State Championship game ... broke a 35-year old WIAA tournament record by scoring 45 points in the quarterfinals (at the Kohl Center) ... averaged 30.8 points in four games at the Kohl Center as a prep ... averaged 21.7 points and 11.7 rebounds as a junior as West went 21-3 and advanced to the state quarterfinals

Personal: Born on December 22, 1984, in Appleton, Wis. ... parents are Peter and Nancy Butch ... majoring in economics

**6-11 • 240 lbs.
Sophomore • F/C**


Appleton, Wis.
Appleton West High School

Career Highs

Points: 12 vs. Northwestern (2/2/05)
Field Goals: 5 vs. UNC Greensboro (12/23/04)
Field Goal Atts.: 9 vs. Penn (11/20/04) and vs. UNC Greensboro (12/23/04)
3-Point Field Goals: 2 vs. UW-Milwaukee (12/15/04) and vs. Northwestern (2/2/05)
3-Point Field Goal Atts.: 2, seven times, MR: vs. Northwestern (2/2/05)
Free Throws: 4 vs. UCSB (11/23/04) and vs. Northwestern (2/2/05)
Free Throw Atts.: 6 vs. UNC Greensboro (12/23/04)
Rebounds: 9 vs. UNC Greensboro (12/23/04)
Assists: 2 vs. UNC Greensboro (12/23/04)
Blocked Shots: 2 vs. Maryland (11/30/04) and vs. Rutgers (12/4/04)
Steals: 2 vs. Northwestern (2/2/05)
Minutes: 20 vs. UNC Greensboro (12/23/04) and vs. Ohio State (1/11/05)

Career Statistics

Year	GP-GS	Min/Avg	FG-FGA	Pct	3-Point		FT-FTA	Pct	Rebounding			PF-FO	AST	TO	Blk	Stl	Pts/Avg
					FG-FGA	Pct			Off-Def	Tot	Avg						
2004-05	27-0	261/9.7	35-83	.422	8-25	.320	20-34	.588	26-41	67	2.5	35-0	6	16	9	5	98/3.6
TOTAL	27-0	261/9.7	35-83	.422	8-25	.320	20-34	.588	26-41	67	2.5	35-0	6	16	9	5	98/3.6



BEYOND THE BRIAN BUTCH NUMBERS

Nickname:

Polar Bear

Childhood Heroes:

Michael Jordan

Favorite Food:

Pizza

Musical Tastes:

Anything

Favorite Superhero:

Superman

Dream Car:

Escalade

TV Show I Never Miss:

"Desperate Housewives"

Hobbies / Interests:

Playing golf and relaxing

Favorite Charity:

Make a Wish

Favorite Vacation Spot:

Disney World

First Job:

Basketball referee

First Pro Sporting Event I Attended:

Green Bay Packers game

**First Time I Started Playing
Organized Sports:**

Kindergarten

Most Famous Person I've Met:

John Wooden

Favorite Area Restaurant:

Charley's Steakery

Greatest Sports Moment:

Elite Eight

**Greatest Invention of the Last 100
years:**

Moped

Number of Songs on My iPod:


1,000

My Cell Phone Ring:

A normal one

Big Ten Statistics

Year	GP-GS	Min/Avg	FG-FGA	Pct	3-Point		FT-FTA	Pct	Rebounding			PF-FO	AST	TO	Bk	Stl	Pts/Avg
					FG-FGA	Pct			Off-Def	Tot	Avg						
2005	9-0	87/9.7	11-23	.478	3-8	.375	8-11	.727	7-13	20	2.2	13-0	2	8	2	2	33/3.7
TOTAL	9-0	87/9.7	11-23	.478	3-8	.375	8-11	.727	7-13	20	2.2	13-0	2	8	2	2	33/3.7



22 Michael Flowers

2004-05: Played in 30 of the 34 games ... notched double figure minutes in 14 games ... matched his career high with six points (2-of-2 3-pointers) in a personal-best 18 minutes at Michigan State ... also hit a pair of 3-pointers vs. UNC Greensboro ... had five points in 15 minutes at Ohio State ... grabbed 11 rebounds in 42 minutes in three Big Ten tournament games ... scored three points, had three assists and two steals in 10 minutes in his collegiate debut vs. Penn

High School: Limited to 16 games as a senior due to a left ankle injury ... finished career with 1,149 career points, 335 rebounds and 348 assists ... named Gatorade State Player of the Year as a senior ... was also an Associated Press honorable mention all-state selection and first-team all-city by the *Wisconsin State Journal* ... first-team all-state as a junior, averaging 15.6 points, 5.8 assists, 4.2 rebounds and 3.3 steals ... led La Follette to the Division 1 state championship as a sophomore ... first-team all-conference as a sophomore and junior

Personal: Born on August 9, 1986, in Chicago, Ill. ... parents are Angela and Phil Kier ... has four older brothers ... majoring in letters and science

**6-2 • 185 lbs.
Sophomore • Guard**

Madison, Wis.
Madison La Follette High School

Career Highs

Points: 6 vs. UNC Greensboro (12/23/04) and at Michigan State (2/24/05)

Field Goals: 2, three times, MR: at Ohio State (2/27/05)

Field Goal Atts.: 3, four times; MR: at Ohio State (2/27/05)

3-Point Field Goals: 2 vs. UNC Greensboro (12/23/04) and at Michigan St. (2/24/05)

3-Point Field Goal Atts.: 2, four times, MR: at Michigan State (2/24/05)

Free Throws: 3 vs. Penn (11/20/04)

Free Throw Atts.: 6 vs. Penn (11/20/04)

Rebounds: 5 at Penn State (1/25/05) and vs. Illinois (3/13/05)

Assists: 3 vs. Penn (11/20/04) and at Penn State (1/25/05)


Blocked Shots: 1 at Penn State (1/25/05)

Steals: 3 vs. Western Carolina (12/27/04)

Minutes: 18 at Michigan State (2/24/05)

Career Statistics

Year	GP-GS	Min/Avg	FG-FGA	Pct	3-Point		FT-FTA	Pct	Rebounding			PF-FO	AST	TO	Blk	Stl	Pts/Avg
					FG-FGA	Pct			Off-Def	Tot	Avg						
2004-05	30-0	270/9.0	12-39	.308	6-17	.353	7-14	.500	13-34	47	1.6	22-0	15	17	2	16	37/1.2
TOTAL	30-0	270/9.0	12-39	.308	6-17	.353	7-14	.500	13-34	47	1.6	22-0	15	17	2	16	37/1.2



BEYOND THE MICHAEL FLOWERS NUMBERS

Childhood Heroes:

Barry Sanders and my mother

Favorite Food (how often do you eat it):

Ian's Pizza (too often)

Magazine Subscriptions:

"Slam," "Sports Illustrated"

Last Book I Read:

Fast Food Nation, by Eric Schlosser

Musical Tastes:

Old R&B, hip hop, progressive hip hop

Staple of MY DVD Collection:

All of the comedies

Favorite Superheroes:

The original X-Men and the Teenage Mutant Ninja Turtles

Dream Car:

Any kind of convertible

TV Show I Never Miss:

"SportsCenter"

Favorite Vacation Spot

(when did you go and with whom):

California
(this summer, with a very special person)

First Job:

Basketball camp instructor

Best Thing About Madison:

It's where I grew up, and it's a sports town

Favorite Area Restaurants:

Gino's, Famous Dave's, North American Rotisserie, Ian's Pizza

Title of My Autobiography Would Be:

This Flowers Had Thorns

In 10 Years, I Hope to be:

Helping people strive to better themselves

My Cell Phone Ring:


"Just a Little Bit" by 50 Cent

My Coolest Halloween Costume:

Casper

Big Ten Statistics

Year	GP-GS	Min/Avg	FG-FGA	Pct	3-Point		FT-FTA	Pct	Rebounding			PF-FO	AST	TO	Blk	Stl	Pts/Avg
					FG-FGA	Pct			Off-Def	Tot	Avg						
2005	15-0	143/9.5	7-17	.412	4-7	.571	3-4	.750	5-18	23	1.5	14-0	7	5	2	7	21/1.4
TOTAL	15-0	143/9.5	7-17	.412	4-7	.571	3-4	.750	5-18	23	1.5	14-0	7	5	2	7	21/1.4



34 Greg Stiemsma

2004-05: Played in 10 games, totaling 27 minutes ... scored two points in three first-half minutes vs. North Carolina ... also played three first-half minutes vs. Iowa ... career-high four points in five minutes vs. Michigan ... made his Badger debut vs. UNC Greensboro, playing three minutes ... scored his first career points to go with three rebounds and two blocked shots vs. Western Carolina ... missed first six weeks of the season with a right foot injury

High School: Led Randolph to Division 4 state titles as a sophomore, junior and senior ... third-team Associated Press all-state as a senior ... limited to 18 games due to right knee injury ... averaged 11.6 points, 8.3 rebounds and 4.1 blocks ... first-team all-state selection as a junior after averaging 14.5 points, 8.3 rebounds, 5.5 blocks and 2.7 assists ... also earned conference MVP honors ... three-time all-conference selection ... also earned three letters in football

Personal: Born on September 26, 1985 ... parents are Rick and Sharry Stiemsma ... has one older sister ... majoring in letters and science

6-11 • 245 lbs.
Sophomore • Center

Randolph, Wis.
Randolph High School

Career Highs

Points: 4 vs. Michigan (2/16/05)
Field Goals: 2 vs. Michigan (2/16/05)
Field Goal Atts.: 2 vs. Michigan (2/16/05)
3-Point Field Goals: 0
3-Point Field Goal Atts.: 0
Free Throws: 1 at Penn State (1/29/05)
Free Throw Atts.: 2 at Penn State (1/29/05)
Rebounds: 3 vs. Western Carolina (12/27/04)
Assists: 0
Blocked Shots: 2 vs. Western Carolina (12/27/04)
Steals: 1 at Penn State (1/29/05)
Minutes: 8 vs. Western Carolina (12/27/04)

Career Statistics

Year	GP-GS	Min/Avg	FG-FGA	Pct	3-Point		FT-FTA	Pct	Rebounding			PF-FO	AST	TO	Blk	Stl	Pts/Avg
					FG-FGA	Pct			Off-Def	Tot	Avg						
2004-05	10-0	27/2.7	5-6	.833	0-0	.000	1-2	.500	1-5	6	0.6	5-0	0	1	2	1	11/1.1
TOTAL	10-0	27/2.7	5-6	.833	0-0	.000	1-2	.500	1-5	6	0.6	5-0	0	1	2	1	11/1.1



BEYOND THE GREG STIEMSMA NUMBERS

Favorite Food:

Steak and potatoes

Musical Tastes:

Country

Staple of My DVD Collection:

"Anchorman"

Favorite Superhero:

Superman

Dream Car:

Escalade EXT

TV Show I Never Miss:

"Good Eats"

Hobbies / Interests:

Fishing, hunting

Favorite Sport:

Golf

Favorite Vacation Spot:

Up North

First Job:

Working in cabbage fields

If I Could Have Dinner With Three Living People, They Would Be:

Will Ferrell, Kenny Chesney and Brett Favre

Favorite Spot On Campus:

My deck

Favorite Area Restaurant:

North American Rotisserie

Favorite Video Game:

Tiger Woods Golf for PS2

Greatest Invention of the Last 100 years:

Moped

Number of Songs on My iPod:


1,000

My Cell Phone Ring:

"Just a Little Bit" by 50 Cent

Big Ten Statistics

Year	GP-GS	Min/Avg	FG-FGA	Pct	3-Point		FT-FTA	Pct	Rebounding			PF-FO	AST	TO	Blk	Stl	Pts/Avg
					FG-FGA	Pct			Off-Def	Tot	Avg						
2005	6-0	13/2.2	3-3	1.000	0-0	.000	1-2	.500	1-2	3	0.5	1-0	0	1	0	1	7/1.2
TOTAL	6-0	13/2.2	3-3	1.000	0-0	.000	1-2	.500	1-2	3	0.5	1-0	0	1	0	1	7/1.2



33 DeAaron Williams

2004-05: Sat out as a redshirt

High School: Averaged 18.8 points, 8.2 rebounds and 4.1 assists as a senior ... nominee for Illinois' Mr. Basketball Award ... led Limestone to a 27-2 record as a junior, including a win over Shaun Livingston's Peoria Central team ... named second-team Associated Press all-state as a junior, joining Livingston as the only juniors on either of the first two teams ... four-time first-team all-conference selection ... one of only three players in history to be named to the *Peoria Journal Star's* Class AA first-team three times ... graduated as school's career leader in points (1,868) and rebounds (860) ... outstanding leaper, won IHSA Class AA King of the Hill slam dunk contest and high jumped 6-9 as a senior

Personal: Born on November 26, 1984, in Peoria, Ill. ... parents are John Williams and Helen Booker ... majoring in letters and science

**6-4 • 190 lbs.
Freshman • G/F**

Peoria, Ill.
Limestone High School

BEYOND THE NUMBERS

DEAARON WILLIAMS

Nickname:

D-Will

Favorite Food

(how often do you eat it):
McDonald's (everyday)

Magazine Subscription:

"Slam"

Last Book I Read:

Our America, by Lealan Jones

Musical Tastes:

Rap and pop

Favorite Superhero:

Batman

Dream Car:

Ferrari

TV Show I Never Miss:

"Wild N Out" on MTV

First Time on an Airplane:

Sophomore year in high school

Best Thing About Madison:

The fans

Favorite Spot on Campus:

Ed's (UW cafeteria)

Favorite Area Restaurant:

Potbelly's

The Reality TV Show I Want to be on:

"The Real World"

In 10 Years, I Hope to be:

Playing ball


Greatest Invention of the Last 100

Years:

Cell phone

Number of Songs on My iPod:

3,000



21 Morris Cain

High School: Earned honorable mention all-area from the *Milwaukee Journal Sentinel* and first-team all-conference as a senior ... averaged 13.1 points per game and led Nicolet to the sectional semifinals ... was second-team all-conference as a junior, averaging 11 points per game ... Nicolet won conference titles in each of his three seasons as a varsity player

Personal: Born on March 1, 1987 in Milwaukee, Wis. ... parents are Bridgett Cain and Morris Mahaley ... oldest of six children ... majoring in pre-business ... attended same high school as current Badger teammate Tanner Bronson, UW-Milwaukee's Joah Tucker and Stanford's Dan Grunfeld

**6-5 • 195 lbs.
Freshman • G/F**

Milwaukee, Wis.
Nicolet High School

BEYOND THE NUMBERS

MORRIS CAIN

Nickname:
Mo

Childhood Heroes:
Batman, Teenage Mutant Ninja Turtles,
Power Rangers

Favorite food (how often do you eat it):
Turkey subs (4-5 times per week)

Magazine Subscription:
"Slam"

Last Book I Read:
White Noise, by Don DeLillo

Musical Tastes:
Rap and R&B

Staple of My DVD Collection:
"He Got Game"

Favorite Superhero:
Superman

Dream Car:
Range Rover

TV Show I Never Miss:
"Wild N Out" on MTV

Favorite Charity:
MACC Fund

Favorite Vacation Spot:
Orlando, Fla.

First Job:
Dietary Worker

First Pro Sporting Event I Attended:
Milwaukee Bucks game

First Time on an Airplane:
8-years old going to San Diego

Most Famous Person I've Met:
Kanye West

Favorite Spot on Campus:
Ed's (UW cafeteria)

Favorite Area Restaurant:
Potbelly's

Title of My Autobiography Would Be:
Mo' Money, Mo' Problems

The Reality TV Show I want to be on:
"The Real World"—I would be great

In 10 years, I hope to be:
A business owner

Greatest sports moment:
My first dunk, which came against the
No. 1 team in the state


Favorite Video Game:
"NCAA Football 2006"

Greatest Invention of the Last 100 years:
T-Mobile Sidekick

Number of Songs on My iPod:
400

My Cell Phone Ring:
"Earthquake" by Lil' Wayne

My Coolest Halloween Costume:
Dallas Cowboy



43 Kevin Gullikson

High School: Averaged 20.1 points and 9.6 rebounds as a senior ... second-team all-state selection ... first-team all-conference selection ... led Stillwater to a 20-10 record, the conference championship and a state tournament berth ... also an academic all-state selection by the Minnesota Basketball Coaches Association ... honorable mention all-state and first-team all-conference as a junior when he averaged 15 points and eight rebounds as Stillwater won the conference title

Personal: Born on February 26, 1987, in Park Ridge, Ill. ... parents are Gary Gullikson and Carol Tollefsrud ... has an older sister, Erin ... majoring in letters and science

6-7 • 210 lbs.
Freshman • Forward

Stillwater, Minn.
Stillwater Area High School

BEYOND THE NUMBERS

KEVIN GULLIKSON

Nickname:

KG, Gully

Favorite Food:

Peanut butter - I eat it with everything

Musical Tastes:

Anything but country

Staple of My DVD Collection:

"Anchorman"

Dream Car:

BMW 760Li Sedan

TV Show I Never Miss:

"Laguna Beach"

Hobbies / Interests:

Video Games

Favorite Video Game:

Madden '06

Favorite Vacation Spot:

Copper Mountain in Colorado

First Job:

Selling corn

First Pro Sporting Event I Attended:

Milwaukee Brewers game

Favorite Area Restaurant:

Gino's

The Reality TV Show I want to be on:

"The Real World"

One Thing About Me That Would

Suprise People Reading This:

I love to eat

Number of Songs on My iPod:


1200

My Cell Phone Ring:

Motivation by T.I.

My Coolest Halloween Costume:

Pirate



45 Joe Krabbenhoft

High School: First-team all-state selection as senior ... also earned first-team honors as a sophomore and second-team accolades as a junior ... played for U.S. Junior Olympic team and in Capital Classic All-Star game senior year ... three-time first-team all-conference and all-city selection ... led Roosevelt to a third-place finish at the state tournament as a senior, averaging 18 points, 12 rebounds and four assists per game ... named Gatorade state player of the year ... averaged 21 points, 12 rebounds and four assists as a junior ... averaged 14 points, 10 rebounds and 5.5 assists as a sophomore ... finished his career as school's all-time leading rebounder, second in points and third in assists

Personal: Born on March 24, 1987 in Springvalley, Ill. ... parents are Kelby and Heidi ... father played basketball for Concordia College ... sister, Sarah, plays basketball for Concordia College ... majoring in letters and science

**6-7 • 217 lbs.
Freshman • G/F**

Sioux Falls, S.D.
Roosevelt High School

BEYOND THE NUMBERS

JOE KRABBENHOFT

Nickname:

Joe

Childhood Hero:

Michael Jordan

Favorite Food:

Mom's lasagna

Magazine Subscriptions:

"Slam," "Sports Illustrated"

Musical Tastes:

Rap, R&B and country

Staple of My DVD Collection:

"Newlyweds Season 1"

Dream Car:

Escalade

TV Show I Never Miss:

"SportsCenter"

Hobbies / Interests:

Video games, fishing, Jessica Simpson

Favorite Vacation Spot:

My room

First Pro Sporting Event I Attended:

Chicago Bulls game

Most Famous Person I've Met:

Alando Tucker

Best Thing About Madison:

Sports atmosphere

Favorite Spot on Campus:

Kohl Center

Favorite Area Restaurant:

Nitty Gritty

The Reality TV Show I want to be on:

"Newlyweds"—I would be Nick Lachey

In 10 Years, I hope to be:

Playing or coaching

Favorite Video Games:

"Madden 2006" and "Halo"

Greatest Invention of the Last 100 years:


Jordan shoes

Number of Songs on My iPod:

1,386

My Cell Phone Ring:

"Boots" by Jessica Simpson



1 Marcus Landry

High School: Unanimous first-team all-state selection by the Associated Press as a senior ... led Vincent to the Division I state title game as a senior ... averaged 16.1 points, 5.9 rebounds and shot 59 percent from the field last year ... also named A.P. first-team all-state as a junior when he led Vincent to the state semifinals ... averaged 15.5 points and nine rebounds that season

Personal: Born on Nov. 1, 1985 ... parents are Mark and Anita ... brother, Carl, is a senior at Purdue and was a second-team All-Big Ten selection last year ... sister, Shenita, is a freshman on the Temple basketball team ... majoring in food science

**6-7 • 215 lbs.
Freshman • Forward**

Milwaukee, Wis.
Vincent High School

BEYOND THE NUMBERS

MARCUS LANDRY

Nickname

Choot

Childhood Hero:

Shaq

Favorite Food:

Mac and cheese

Magazine Subscription:

Slam

Last Book I Read:

The Spirit Catches You and You Fall Down

Favorite Superhero:

Superman

Dream Car:

Cadillac

TV Show I Never Miss:

Martin / Jamie Foxx

Hobbies / Interests:

Basketball Cards

Favorite Vacation Spot:

Hawaii / Vegas

First Job:

Working at Walgreens

Most Famous Person I've Met:

Alando Tucker

Reality TV Show I Would Want To Be On:


Fear Factor

Something About Me That Would Surprise People Reading This:

I like to cook

Coolest Halloween costume:

Magic Johnson



2 Mickey Perry

High School: Third-team all-state selection by the Associated Press last year ... averaged 20 points, seven assists and five rebounds as a senior ... member of the Chicago team that took on New York in the Old Spice Red Zone All-Star Shootout ... first-team all-conference selection as a junior when he averaged 19.7 points, five assists and four rebounds ... was the team's second leading scorer (behind MSU's Shannon Brown) as a sophomore

Personal: Born on Feb. 11, 1987 ... mother's name is Lavaller Rodgers ... full name is Phillip Mickey Quinton Perry ... majoring in letters and science ... attended same high school as UW's all-time leading scorer Michael Finley as well as 2005 Big Ten Player of the Year Dee Brown and Michigan State's Shannon Brown

**6-2 • 175 lbs.
Freshman • Guard**

Maywood, Ill.
Proviso East High School

BEYOND THE NUMBERS

MICKEY PERRY

Favorite Sports:

Baseball, water polo

First Time on an Airplane:

Summer before my senior year of high school

First Time I Played Organized Sports:

Sixth grade

Most Famous Person I've Met:

Jordan

One Thing About Me That Would Surprise People Reading This:

I play around a lot

In 10 Years, I Hope to Be:

In the NBA

Greatest Sports Moment:

Bulls winning their sixth NBA championship

Favorite Video Game:

NBA Live '06

Greatest Invention of the Last 100 Years:

Sidekick II

Number of Songs on My iPod:

2,000

My Cell Phone Ring:

"I'm A Hustler" by Cassidy

My Coolest Halloween Costume:

Spiderman

Career Game-by-Game Stats

MEET THE BADGERS

Brian Butch

2004-05

Opp.	MP	FG-A	3FG-A	FT-A	O-D-T	A	TO	B	S	TP
Penn	15	4-9	0-1	2-3	1-3-4	0	2	0	0	10
UC Santa Barbara	12	2-3	0-0	4-4	1-0-1	1	0	0	0	8
at Pepperdine	12	1-3	0-2	1-3	2-0-2	0	0	0	0	3
Maryland	13	2-4	0-2	0-0	1-3-4	1	0	2	1	4
at Rutgers	14	0-5	0-2	2-2	1-4-5	0	2	2	0	2
UW-Green Bay	6	0-1	0-1	0-0	1-0-1	0	0	0	0	0
at Marquette	12	2-4	1-1	0-0	1-4-5	0	0	1	1	5
UW-Milwaukee	18	3-7	2-2	1-2	2-2-4	0	3	1	0	9
UNC Greensboro	20	5-9	0-1	1-6	6-3-9	2	0	0	1	11
Western Carolina	13	3-7	1-2	0-0	2-5-7	0	1	1	0	7
Alabama	9	1-2	0-0	0-1	1-1-2	0	0	0	0	2
at Purdue	11	1-1	1-1	0-0	0-0-0	0	1	0	0	3
at Indiana	4	0-0	0-0	0-0	0-1-1	0	0	0	0	0
Ohio State	20	2-5	0-2	1-2	2-3-5	0	2	1	0	5
Michigan State	7	0-3	0-1	0-0	3-0-3	0	1	0	0	0
at Michigan	6	2-3	0-0	0-0	1-0-1	0	0	0	0	4
Illinois	DNP									
at Penn State	13	3-5	0-1	1-2	0-2-2	0	0	1	0	7
Northwestern	14	3-5	2-2	4-5	1-4-5	0	2	0	2	12
at Minnesota	7	0-1	0-1	2-2	0-3-3	0	2	0	0	2
Iowa	DNP									
at Illinois	DNP									
Michigan	DNP									
at Michigan State	DNP									
at Ohio State	DNP									
Indiana	DNP									
Purdue	5	0-0	0-0	0-0	0-0-0	2	0	0	0	0
vs. Ohio State	5	1-2	1-1	0-0	0-1-1	0	0	0	0	3
vs. Iowa	5	0-2	0-1	1-2	0-0-0	0	0	0	0	1
vs. Illinois	4	0-1	0-1	0-0	0-1-1	0	0	0	0	0
vs. Northern Iowa	6	0-0	0-0	0-0	0-0-0	0	0	0	0	0
vs. Bucknell	3	0-1	0-0	0-0	0-0-0	0	0	0	0	0
vs. NC State	3	0-0	0-0	0-0	0-0-0	0	0	0	0	0
vs. North Carolina	4	0-0	0-0	0-0	0-1-1	0	0	0	0	0

Tanner Bronson

2004-05


Opp.	MP	FG-A	3FG-A	FT-A	O-D-T	A	TO	B	S	TP
Penn	2	0-0	0-0	0-0	0-0-0	0	0	0	0	0
UC Santa Barbara	DNP									
at Pepperdine	DNP									
Maryland	DNP									
at Rutgers	DNP									
UW-Green Bay	0+	0-0	0-0	0-0	0-0-0	0	0	0	0	0
at Marquette	0+	0-1	0-0	0-0	0-0-0	0	0	0	0	0
UW-Milwaukee	2	0-0	0-0	0-0	0-0-0	1	0	0	1	0
UNC Greensboro	3	1-1	0-0	0-0	0-0-0	0	0	0	1	2
Western Carolina	2	0-0	0-0	0-0	0-0-0	0	0	0	0	0
Alabama	DNP									
at Purdue	DNP									
at Indiana	DNP									
Ohio State	DNP									
Michigan State	DNP									
at Michigan	0+	0-0	0-0	0-0	0-0-0	0	0	0	0	0
Illinois	DNP									
at Penn State	2	0-0	0-0	0-0	0-0-0	0	0	0	0	0
Northwestern	1	0-0	0-0	0-0	0-0-0	1	0	0	0	0

at Minnesota	DNP									
Iowa	DNP									
at Illinois	DNP									
Michigan	2	0-1	0-0	0-0	0-0-0	1	0	0	0	0
at Michigan State	DNP									
at Ohio State	DNP									
Indiana	DNP									
Purdue	1	0-2	0-1	0-0	0-0-0	0	0	0	0	0
vs. Ohio State	DNP									
vs. Iowa	DNP									
vs. Illinois	DNP									
vs. Northern Iowa	DNP									
vs. Bucknell	0+	0-0	0-0	0-0	0-0-0	0	0	0	0	0
vs. NC State	DNP									
vs. North Carolina	DNP									

Jason Chappell

2002-03

Opp.	MP	FG-A	3FG-A	FT-A	O-D-T	A	TO	B	S	TP
Eastern Wash.	1	0-0	0-0	0-0	0-0-0	0	0	0	0	0
Northern Illinois	DNP									
UW-Milwaukee	DNP									
at UW-Green Bay	DNP									
Wake Forest	DNP									
UNLV	DNP									
New Hampshire	4	0-2	0-0	0-0	0-1-1	0	0	0	0	0
at Marquette	DNP									
Texas Southern	DNP									
Ohio	1	1-1	1-1	0-0	0-0-0	0	0	0	0	0
at Temple	DNP									



Jason Chappell

Chicago State	1	0-0	0-0	0-0	0-0-0	0	0	1	0	0
at Michigan	DNP									
at Illinois	DNP									
Minnesota	DNP									
at Ohio State	DNP									
Iowa	1	0-0	0-0	0-0	0-0-0	0	0	0	0	0
Northwestern	DNP									
Penn State	1	0-0	0-0	1-2	1-0-1	0	0	0	0	1
at Purdue	DNP									
at Northwestern	1	0-1	0-0	0-0	1-0-1	0	1	0	0	0
Michigan State	DNP									
Indiana	DNP									
at Penn State	DNP									
at Iowa	DNP									
Michigan	1	0-0	0-0	0-0	0-0-0	0	0	0	0	0
at Minnesota	DNP									
Illinois	DNP									
vs. Ohio State	DNP									
vs. Weber State	DNP									
vs. Tulsa	DNP									
vs. Kentucky	DNP									
vs. Richmond	DNP									
vs. Pittsburgh	DNP									

2004-05

Opp.	MP	FG-A	3FG-A	FT-A	O-D-T	A	TO	B	S	TP
Penn	DNP									
UC Santa Barbara	DNP									
at Pepperdine	DNP									
Maryland	DNP									
at Rutgers	DNP									
UW-Green Bay	4	0-1	0-1	0-0	0-0-0	1	1	0	0	0
at Marquette	0+	0-0	0-0	0-0	0-0-0	0	0	0	0	0
UW-Milwaukee	2	1-1	0-0	0-0	1-1-2	0	0	0	0	2
UNC Greensboro	6	0-1	0-0	0-0	0-1-1	0	1	0	0	0
Western Carolina	8	1-1	0-0	0-0	0-3-3	1	0	0	0	2
Alabama	DNP									
at Purdue	DNP									
at Indiana	DNP									
Ohio State	DNP									
Michigan State	DNP									
at Michigan	0+	0-0	0-0	0-0	0-0-0	0	0	0	0	0
Illinois	DNP									
at Penn State	4	1-1	0-0	0-0	0-0-0	1	0	0	0	2
Northwestern	1	1-1	0-0	0-0	0-0-0	0	0	0	0	2
at Minnesota	DNP									
Iowa	3	1-2	0-0	0-0	1-2-3	0	0	0	0	2
at Illinois	DNP									
Michigan	8	0-3	0-0	2-2	2-2-4	1	1	0	0	2
at Michigan State	DNP									
at Ohio State	1	0-0	0-0	0-0	0-0-0	0	0	0	0	0
Indiana	DNP									
Purdue	4	1-1	0-0	0-0	2-0-2	1	0	0	0	2
vs. Ohio State	DNP									
vs. Iowa	DNP									
vs. Illinois	DNP									
vs. Northern Iowa	DNP									
vs. Bucknell	0+	0-0	0-0	0-0	0-0-0	0	0	0	0	0
vs. NC State	6	0-0	0-0	0-0	0-1-1	0	2	0	0	0
vs. North Carolina	DNP									

Michael Flowers

2004-05

Opp.	MP	FG-A	3FG-A	FT-A	O-D-T	A	TO	B	S	TP
Penn	10	0-0	0-0	3-6	0-1-1	3	2	0	2	3
UC Santa Barbara	6	0-0	0-0	0-0	0-1-1	0	2	0	0	0
at Pepperdine	13	1-3	0-2	1-2	1-1-2	0	1	0	1	3
Maryland	6	0-2	0-1	0-0	0-1-1	0	1	0	1	0
at Rutgers	4	0-0	0-0	0-0	0-0-0	0	0	0	0	0
UW-Green Bay	6	0-1	0-1	0-0	0-1-1	0	0	0	0	0
at Marquette	DNP									
UW-Milwaukee	6	1-2	0-0	0-0	1-0-1	0	0	0	0	2
UNC Greensboro	10	2-2	2-2	0-1	1-1-2	1	3	0	1	6
Western Carolina	12	0-3	0-1	0-0	0-1-1	1	1	0	3	0
Alabama	DNP									
at Purdue	DNP									
at Indiana	15	1-2	0-0	0-0	1-2-3	0	0	0	0	2
Ohio State	11	1-2	0-0	0-0	1-1-2	0	1	1	0	2
Michigan State	2	0-1	0-0	0-0	0-0-0	0	0	0	0	0
at Michigan	4	0-0	0-0	0-0	0-1-1	0	0	0	1	0
Illinois	8	0-2	0-0	0-0	1-1-2	0	0	0	0	0
at Penn State	15	0-1	0-0	0-0	1-4-5	3	0	1	2	0
Northwestern	6	0-0	0-0	0-0	0-2-2	0	1	0	0	0
at Minnesota	4	0-0	0-0	0-0	0-1-1	0	0	0	0	0
Iowa	4	0-0	0-0	0-0	0-1-1	0	0	0	0	0
at Illinois	12	0-0	0-0	1-2	0-0-0	0	0	0	0	1
Michigan	7	1-2	1-2	0-0	0-1-1	0	1	0	2	3
at Michigan State	18	2-3	2-2	0-0	0-2-2	2	0	0	1	6
at Ohio State	15	2-3	1-2	0-0	0-1-1	1	0	0	1	5
Indiana	15	0-1	0-1	2-2	1-1-2	1	1	0	0	2
Purdue	7	0-0	0-0	0-0	0-0-0	0	1	0	0	0
vs. Ohio State	11	1-4	0-0	0-0	3-1-4	1	0	0	0	2
vs. Iowa	14	0-1	0-1	0-1	1-1-2	1	0	0	1	0
vs. Illinois	17	0-2	0-1	0-0	0-5-5	1	2	0	0	0
vs. Northern Iowa	5	0-1	0-0	0-0	0-1-1	0	0	0	0	0
vs. Bucknell	2	0-0	0-0	0-0	0-0-0	0	0	0	0	0
vs. NC State	DNP									
vs. North Carolina	5	0-1	0-1	0-0	1-1-2	0	0	0	0	0



Michael Flowers

MEET THE BADGERS

Ray Nixon

2002-03

Opp.	MP	FG-A	3FG-A	FT-A	O-D-T	A	TO	B	S	TP
Eastern Wash.	5	0-0	0-0	0-0	0-0-0	0	0	0	0	0
Northern Illinois	2	0-0	0-0	0-0	0-1-1	1	0	0	0	0
UW-Milwaukee	DNP									
at UW-Green Bay	DNP									
Wake Forest	3	0-1	0-1	0-0	0-0-0	0	0	0	0	0
UNLV	4	0-0	0-0	0-0	0-0-0	0	0	0	0	0
New Hampshire	13	0-2	0-1	0-0	0-0-0	0	1	0	0	0
at Marquette	DNP									
Texas Southern	4	0-1	0-1	0-0	0-0-0	0	0	0	0	0
Ohio	2	0-1	0-1	0-0	1-1-2	1	0	0	0	0
at Temple	4	1-2	0-1	0-0	2-0-2	0	0	0	0	2
Chicago State	16	2-6	0-1	0-1	0-2-2	0	0	1	1	4
at Michigan	1	0-0	0-0	0-0	0-0-0	0	1	0	0	0
at Illinois	DNP									
Minnesota	DNP									
at Ohio State	DNP									
Iowa	1	0-0	0-0	0-0	0-0-0	0	0	0	0	0
Northwestern	1	0-0	0-0	0-0	0-0-0	0	0	0	0	0
Penn State	7	0-3	0-2	0-0	0-1-1	0	0	0	0	0
at Purdue	2	1-1	0-0	0-0	0-1-1	0	0	0	0	2
at Northwestern	1	0-0	0-0	0-0	0-0-0	0	0	0	0	0
Michigan State	2	0-0	0-0	0-0	0-0-0	0	0	0	0	0
Indiana	DNP									
at Penn State	DNP									
at Iowa	DNP									
Michigan	2	0-0	0-0	0-0	0-0-0	0	0	0	0	0
at Minnesota	DNP									
Illinois	DNP									
vs. Ohio State	DNP									
vs. Weber State	DNP									
vs. Tulsa	DNP									
vs. Kentucky	DNP									


2003-04

Opp.	MP	FG-A	3FG-A	FT-A	O-D-T	A	TO	B	S	TP
at Penn	5	1-2	0-1	0-0	1-0-1	0	0	0	0	2
Eastern Illinois	16	1-3	0-2	3-4	2-4-6	1	0	0	1	5
Rutgers	16	2-4	1-2	0-0	0-5-5	0	1	0	0	5
at Maryland	13	0-2	0-2	0-1	0-0-0	0	1	0	0	0
Detroit	6	0-1	0-1	0-0	0-1-1	0	1	0	0	0
UW-Green Bay	5	1-1	0-0	0-0	1-0-1	0	2	0	0	2
UW-Milwaukee	10	3-3	2-2	0-0	1-1-2	0	0	0	0	8
Marquette	2	0-0	0-0	0-0	1-0-1	0	0	0	0	0
vs. Ohio	6	0-1	0-0	0-0	0-0-0	0	0	0	0	0
at Alabama	9	1-2	1-1	0-0	0-0-0	0	0	0	0	3
Coll. of Charleston	17	2-5	0-1	0-0	1-1-2	1	1	0	0	4
Indiana	19	3-4	2-3	0-0	2-2-4	0	1	0	0	8
Michigan State	20	2-3	1-2	1-2	0-1-1	2	1	1	1	6
at Purdue	21	3-5	2-3	1-2	1-0-1	0	1	0	0	9
Michigan	12	1-4	0-0	0-0	2-0-2	0	2	1	0	2
Illinois	20	0-2	0-2	0-0	1-2-3	1	0	0	1	0
at Ohio State	9	1-4	0-1	0-0	2-1-3	0	0	0	0	2
Minnesota	17	1-3	0-2	4-4	0-0-0	0	2	0	1	6
at Northwestern	11	2-4	0-1	0-0	2-1-3	1	1	1	0	4
at Iowa	6	0-1	0-1	0-0	0-0-0	1	2	0	0	0
Ohio State	8	0-2	0-1	0-0	0-2-2	1	1	0	0	0
at Illinois	DNP									
at Michigan	4	0-0	0-0	0-0	0-0-0	0	0	0	0	0
Penn State	11	1-4	0-1	0-0	2-0-2	0	0	0	0	2
Purdue	9	2-2	1-1	2-2	1-0-1	1	0	0	1	7
at Michigan State	10	1-2	1-2	0-0	0-1-1	0	1	0	0	3
at Indiana	10	1-2	0-0	0-0	1-1-2	0	0	0	0	2
vs. Minnesota	3	0-0	0-0	0-0	0-0-0	0	1	0	0	0

vs. Michigan State	12	1-1	0-0	0-0	0-1-1	0	0	0	0	2
vs. Illinois	16	3-5	2-2	0-2	2-2-4	0	1	0	0	8
vs. Richmond	12	2-3	1-1	0-0	1-1-2	1	0	0	0	5
vs. Pittsburgh	10	0-0	0-0	0-0	0-0-0	0	0	0	0	0

2004-05

Opp.	MP	FG-A	3FG-A	FT-A	O-D-T	A	TO	B	S	TP
Penn	9	3-3	2-2	0-0	0-2-2	1	0	1	0	8
UC Santa Barbara	16	0-3	0-2	0-0	1-1-2	2	0	0	0	0
at Pepperdine	14	0-1	0-1	0-0	0-2-2	0	3	0	0	0
Maryland	14	2-3	1-1	0-0	1-1-2	0	0	0	0	5
at Rutgers	10	0-2	0-1	0-0	0-2-2	0	1	0	0	0
UW-Green Bay	13	0-2	0-1	2-2	0-1-1	0	0	0	0	2
at Marquette	14	0-0	0-0	0-0	0-1-1	0	0	0	0	0
UW-Milwaukee	8	2-4	0-1	0-0	0-1-1	1	0	0	0	4
UNC Greensboro	11	2-3	1-1	0-2	1-1-2	0	1	0	0	5
Western Carolina	DNP									
Alabama	14	1-2	1-2	0-0	0-1-1	1	0	0	1	3
at Purdue	13	1-3	1-2	0-0	0-1-1	1	1	1	0	3
at Indiana	21	0-2	0-1	1-2	0-2-2	0	0	0	0	1
Ohio State*	15	0-2	0-1	0-0	0-0-0	4	0	0	0	0
Michigan State	15	1-5	1-3	0-0	0-1-1	0	0	0	0	3
at Michigan	18	0-2	0-1	2-2	0-1-1	0	0	0	1	2
Illinois	18	3-6	3-6	0-0	0-1-1	3	1	1	0	9
at Penn State	8	1-3	0-1	0-0	1-0-1	0	1	0	0	2
Northwestern	11	0-2	0-2	0-0	0-0-0	1	1	0	0	0
at Minnesota	15	3-6	0-2	0-0	1-1-2	1	1	0	1	6
Iowa	8	0-2	0-1	0-0	0-0-0	0	0	0	0	0
at Illinois	15	2-4	2-3	0-0	1-0-1	0	0	1	1	6
Michigan	18	4-4	2-2	0-0	3-1-4	2	1	0	0	10
at Michigan State	14	0-2	0-1	0-0	0-1-1	1	0	0	1	0
at Ohio State	4	0-0	0-0	0-0	0-1-1	0	1	0	0	0
Indiana	3	0-0	0-0	0-0	0-0-0	0	0	0	0	0
Purdue	11	2-5	2-3	0-0	1-0-1	0	1	0	0	6
vs. Ohio State	8	1-1	0-0	0-0	0-0-0	0	0	0	0	2
vs. Iowa	8	0-0	0-0	0-0	0-2-2	1	1	0	0	0
vs. Illinois	11	1-3	0-0	0-0	1-0-1	0	1	0	0	2
vs. Northern Iowa	10	1-2	1-1	0-0	0-1-1	0	0	1	0	3
vs. Bucknell	4	0-0	0-0	0-0	0-0-0	0	1	0	0	0
vs. NC State	8	0-0	0-0	0-0	0-0-0	0	0	0	0	0
vs. North Carolina	6	1-2	0-0	0-0	1-0-1	0	1	0	0	2




Ray Nixon

MEET THE BADGERS

Greg Stiemsma

2004-05

Opp.	MP	FG-A	3FG-A	FT-A	O-D-T	A	TO	B	S	TP
Penn	DNP									
UC Santa Barbara	DNP									
at Pepperdine	DNP									
Maryland	DNP									
at Rutgers	DNP									
UW-Green Bay	DNP									
at Marquette	DNP									
UW-Milwaukee	DNP									
UNC Greensboro	3	0-1	0-0	0-0	0-0-0	0	0	0	0	0
Western Carolina	8	1-1	0-0	0-0	0-3-3	0	0	2	0	2
Alabama	DNP									
at Purdue	DNP									
at Indiana	DNP									
Ohio State	DNP									
Michigan State	DNP									
at Michigan	1	0-0	0-0	0-0	0-0-0	0	0	0	0	0
Illinois	DNP									
at Penn State	2	1-1	0-0	1-2	0-0-0	0	0	0	1	3
Northwestern	1	0-0	0-0	0-0	0-0-0	0	0	0	0	0
at Minnesota	DNP									
Iowa	3	0-0	0-0	0-0	0-1-1	0	1	0	0	0
at Illinois	DNP									
Michigan	5	2-2	0-0	0-0	1-1-2	0	0	0	0	4
at Michigan State	DNP									
at Ohio State	DNP									
Indiana	DNP									
Purdue	1	0-0	0-0	0-0	0-0-0	0	0	0	0	0
vs. Ohio State	DNP									
vs. Iowa	DNP									
vs. Illinois	DNP									
vs. Northern Iowa	DNP									
vs. Bucknell	0+	0-0	0-0	0-0	0-0-0	0	0	0	0	0
vs. NC State	DNP									
vs. North Carolina	3	1-1	0-0	0-0	0-0-0	0	0	0	0	2



Greg Stiemsma

Penn State	5	1-2	1-2	2-2	0-0-0	0	0	0	0	5
Purdue	3	0-0	0-0	0-0	0-0-0	0	0	0	0	0
at Michigan State	DNP									
at Indiana	1	1-1	0-0	0-0	0-0-0	0	0	0	0	2
vs. Minnesota	1	0-0	0-0	0-0	0-0-0	0	0	0	0	0
vs. Michigan State	DNP									
vs. Illinois	1	0-0	0-0	2-2	0-0-0	0	0	0	0	2
vs. Richmond	1	0-0	0-0	0-0	0-0-0	0	0	0	0	0
vs. Pittsburgh	DNP									

Kammron Taylor

2003-04

Opp.	MP	FG-A	3FG-A	FT-A	O-D-T	A	TO	B	S	TP
at Penn	DNP									
Eastern Illinois	7	1-2	0-1	0-0	0-0-0	0	0	0	0	2
Rutgers	DNP									
at Maryland	1	0-0	0-0	0-0	1-0-1	0	0	0	0	0
Detroit	5	0-4	0-2	0-0	0-0-0	0	0	0	0	0
UW-Green Bay	DNP									
UW-Milwaukee	1	0-1	0-1	0-0	0-0-0	1	0	0	0	0
Marquette	DNP									
vs. Ohio	1	1-1	1-1	0-0	0-0-0	0	0	0	0	3
at Alabama	DNP									
Coll. of Charleston	2	1-2	0-0	0-0	0-0-0	0	1	0	0	2
Indiana	2	1-1	0-0	0-0	0-0-0	0	0	0	1	2
Michigan State	DNP									
at Purdue	DNP									
Michigan	1	0-1	0-0	0-0	0-0-0	0	0	0	0	0
Illinois	2	0-1	0-1	1-2	0-0-0	0	1	0	0	1
at Ohio State	2	0-1	0-0	0-0	0-0-0	0	1	0	0	0
Minnesota	1	0-1	0-0	0-0	0-0-0	0	0	0	0	0
at Northwestern	DNP									
at Iowa	DNP									
Ohio State	4	1-1	0-0	0-0	0-1-1	0	0	0	0	2
at Illinois	DNP									
at Michigan	DNP									

2004-05

Opp.	MP	FG-A	3FG-A	FT-A	O-D-T	A	TO	B	S	TP
Penn*	28	1-2	0-0	5-5	0-6-6	1	3	0	2	7
UC Santa Barbara*	26	4-5	0-1	0-1	2-1-3	2	2	0	0	8
at Pepperdine*	32	3-11	0-4	9-12	0-4-4	2	1	0	0	15
Maryland*	12	0-3	0-2	0-0	0-0-0	0	2	0	0	0
at Rutgers	21	3-6	1-3	2-3	1-1-2	3	2	0	0	9
UW-Green Bay	17	0-2	0-2	0-0	0-0-0	1	3	0	2	0
at Marquette	15	2-3	0-0	0-0	0-2-2	2	1	0	1	4
UW-Milwaukee	12	2-7	1-2	0-0	0-2-2	0	1	0	1	5
UNC Greensboro	5	0-1	0-1	0-0	0-1-1	0	3	0	0	0
Western Carolina	18	5-8	2-3	1-3	0-0-0	2	1	0	0	13
Alabama	9	0-4	0-2	2-2	0-0-0	1	1	0	1	2
at Purdue	12	1-3	0-0	5-6	0-0-0	0	4	0	0	7
at Indiana	29	5-10	1-4	10-11	0-4-4	1	4	0	0	21
Ohio State	26	2-7	0-0	3-4	0-2-2	2	2	0	2	7
Michigan State	17	2-3	1-2	0-0	0-0-0	2	1	0	0	5
at Michigan	30	4-11	0-1	5-8	1-2-3	2	5	0	0	13
Illinois*	29	3-7	0-3	1-2	0-2-2	1	3	1	0	7
at Penn State*	35	7-14	2-4	4-5	0-2-2	3	1	0	0	20
Northwestern*	39	5-12	3-6	5-6	1-3-4	5	2	0	1	18
at Minnesota*	34	2-13	1-5	2-2	1-6-7	1	4	0	0	7
Iowa	32	7-10	3-4	9-10	1-0-1	0	1	0	0	26
at Illinois*	31	2-8	1-3	2-4	0-2-2	1	4	0	0	7
Michigan	22	1-5	0-2	0-0	0-6-6	5	2	0	0	2
at Michigan State*	29	2-7	1-2	0-0	1-3-4	3	3	0	1	5
at Ohio State	18	1-2	0-0	2-3	0-1-1	1	2	0	0	4
Indiana*	36	1-5	0-0	5-6	0-5-5	2	0	1	2	7

MEET THE BADGERS

Purdue	25	2-6	1-3	6-8	0-2-2	1	3	0	1	11
vs. Ohio State	32	2-5	0-1	0-1	0-5-5	2	0	0	0	4
vs. Iowa	29	2-6	1-2	0-0	1-2-3	2	1	0	2	5
vs. Illinois*	29	2-9	2-3	2-2	0-3-3	2	1	0	0	8
vs. Northern Iowa	20	5-9	2-5	4-6	0-0-0	2	1	0	1	16
vs. Bucknell	28	1-6	1-4	0-0	0-0-0	3	2	0	1	3
vs. NC State	11	0-2	0-0	1-2	0-3-3	0	1	0	0	1
vs. North Carolina	28	6-12	2-3	4-4	0-3-3	1	2	0	0	18

at Northwestern	DNP
at Iowa	DNP
Ohio State	DNP
at Illinois	DNP
at Michigan	DNP
Penn State	DNP
Purdue	DNP
at Michigan State	DNP
at Indiana	DNP
vs. Minnesota	DNP
vs. Michigan State	DNP
vs. Illinois	DNP
vs. Richmond	DNP
vs. Pittsburgh	DNP

Alando Tucker

2002-03

Opp.	MP	FG-A	3FG-A	FT-A	O-D-T	A	TO	B	S	TP
Eastern Wash.	13	2-3	0-0	1-2	1-2-3	0	0	1	0	5
Northern Illinois	27	4-9	1-3	2-2	0-3-3	2	1	0	2	11
UW-Milwaukee	28	4-8	1-3	4-4	3-3-6	2	2	1	0	13
at UW-Green Bay	28	3-8	0-1	2-4	3-2-5	0	2	0	1	8
Wake Forest	28	5-5	2-2	1-2	2-3-5	0	2	0	0	13
UNLV*	37	9-14	0-1	6-10	11-7-18	2	0	1	0	24
New Hampshire*	23	5-8	0-2	0-1	3-3-6	1	1	0	2	10
at Marquette*	34	3-8	0-3	4-6	4-2-6	0	1	0	0	10
Texas Southern*	35	8-9	5-5	1-1	1-3-4	2	3	0	2	22
Ohio*	33	7-11	0-1	4-7	3-3-6	0	0	0	2	18
at Temple*	37	3-4	1-1	2-4	1-4-5	1	1	1	0	9
Chicago State*	25	4-6	0-1	3-4	1-3-4	1	0	0	2	11
at Michigan*	37	5-11	0-1	5-6	3-0-3	1	2	0	1	15
at Illinois*	28	4-10	0-2	4-5	2-5-7	0	1	0	0	12
Minnesota*	33	3-8	1-2	3-4	1-4-5	2	0	1	0	10
at Ohio State*	35	5-8	0-2	5-6	1-1-2	0	2	1	0	15
Iowa*	39	6-12	0-3	2-4	4-0-4	1	1	0	1	14
Northwestern*	38	5-11	1-1	3-3	6-2-8	1	1	1	2	14
Penn State*	21	4-7	0-0	0-0	3-6-9	0	3	0	1	8
at Purdue*	34	5-12	1-3	5-9	3-2-5	2	1	0	3	16
at Northwestern*	39	4-10	0-2	3-4	6-2-8	0	3	0	0	11
Michigan State*	35	3-8	1-2	2-3	3-2-5	2	0	0	0	9
Indiana*	35	2-6	0-1	5-7	2-6-8	3	1	0	1	9
at Penn State*	24	5-9	1-2	1-1	3-4-7	0	1	1	0	12
at Iowa*	34	3-8	0-3	2-3	0-3-3	2	0	0	1	8
Michigan*	35	6-8	0-1	0-0	2-8-10	3	1	0	1	12
at Minnesota*	35	5-6	0-1	6-6	2-3-5	2	2	0	2	16
Illinois*	32	3-8	1-3	5-6	2-2-4	1	2	1	1	12
vs. Ohio State*	36	5-7	1-2	2-7	3-2-5	1	1	0	2	13
vs. Weber State*	22	5-6	0-0	1-2	4-3-7	2	3	0	0	11
vs. Tulsa*	40	3-9	1-3	3-5	2-4-6	0	1	1	0	10
vs. Kentucky*	36	1-4	0-1	2-2	1-6-7	0	2	0	1	4

2003-04


Opp.	MP	FG-A	3FG-A	FT-A	O-D-T	A	TO	B	S	TP
at Penn	DNP									
Eastern Illinois	DNP									
Rutgers	DNP									
at Maryland	DNP									
Detroit	DNP									
UW-Green Bay	12	1-2	1-1	2-3	0-0-0	1	1	0	0	5
UW-Milwaukee	13	5-8	0-0	2-3	3-3-6	0	1	0	0	12
Marquette*	31	5-10	0-3	7-11	2-4-6	0	2	0	0	17
vs. Ohio*	27	8-13	2-3	4-5	2-4-6	0	1	0	2	22
at Alabama	DNP									
Coll. of Charleston	DNP									
Indiana	DNP									
Michigan State	DNP									
at Purdue	DNP									
Michigan	DNP									
Illinois	DNP									
at Ohio State	DNP									
Minnesota	DNP									

2004-05

Opp.	MP	FG-A	3FG-A	FT-A	O-D-T	A	TO	B	S	TP
Penn*	28	2-7	0-1	4-6	1-2-3	1	1	0	0	8
UC Santa Barbara*	36	7-11	0-1	2-5	1-6-7	2	1	0	1	16
at Pepperdine*	27	9-11	0-1	0-1	4-3-7	1	3	0	0	18
Maryland*	37	8-14	0-2	11-15	0-2-2	2	2	0	2	27
at Rutgers*	37	2-7	0-3	1-2	1-3-4	2	0	0	2	5
UW-Green Bay*	32	6-11	0-1	4-8	2-3-5	1	3	0	1	16
at Marquette*	31	4-8	3-4	2-5	0-3-3	0	4	0	1	13
UW-Milwaukee*	29	3-7	1-3	4-9	4-5-9	1	0	0	1	11
UNC Greensboro*	30	6-10	2-3	7-12	5-10-15	2	2	0	2	21
Western Carolina*	25	8-17	0-2	5-7	6-4-10	2	3	0	1	21
Alabama*	31	7-13	3-4	4-6	1-6-7	5	0	0	0	21
at Purdue*	35	3-9	2-3	1-2	2-1-3	3	1	0	0	9
at Indiana*	31	6-10	1-3	9-9	2-6-8	1	5	0	1	22
Ohio State	DNP									
Michigan State*	26	3-9	1-2	1-4	4-2-6	2	1	0	1	8
at Michigan*	23	0-9	0-1	4-4	3-8-11	3	3	0	0	4
Illinois*	26	7-10	2-4	0-1	3-5-8	1	4	0	0	16
at Penn State	DNP									
Northwestern	DNP									
at Minnesota*	31	5-10	0-2	0-0	4-2-6	1	3	0	1	10
Iowa*	35	4-6	0-0	5-7	2-6-8	1	4	0	0	13
at Illinois*	35	9-18	2-5	4-7	4-4-8	1	2	0	1	24
Michigan*	25	4-7	0-1	2-2	2-5-7	2	0	0	1	10
at Michigan State*	34	5-8	0-1	8-8	1-2-3	1	1	0	0	18
at Ohio State*	36	7-13	1-1	4-4	4-5-9	2	4	0	1	19
Indiana*	36	6-14	1-5	4-8	2-6-8	1	2	0	1	17
Purdue	27	5-8	2-3	2-2	1-3-4	1	2	0	0	14
vs. Ohio State*	33	4-13	0-1	4-6	4-3-7	1	0	1	0	12
vs. Iowa*	31	7-12	1-3	5-8	0-3-3	4	0	0	2	20
vs. Illinois*	33	4-14	1-3	0-0	1-2-3	0	1	1	0	9
vs. Northern Iowa*	35	2-8	0-3	2-2	1-4-5	2	3	0	0	6
vs. Bucknell*	36	1-6	0-1	15-18	2-5-7	3	2	0	0	17
vs. NC State*	39	9-17	0-2	4-6	0-1-1	1	3	0	1	22
vs. North Carolina*	33	9-17	0-4	7-9	1-1-2	2	0	0	1	25


PERSONNEL

Head Coach Bo Ryan50-53
Assistant Coach Greg Gard54
Assistant Coach Gary Close55
Assistant Coach Howard Moore56
Dir. of Basketball Oper. Will Ryan57
Basketball Support Staff58
UW Athletics Administration59-60



Head Coach Bo Ryan has led Wisconsin to 93 wins in his first four seasons, the most victories for the Badgers over any four-year stretch in school history.

Head Coach Bo Ryan



MEET THE STAFF

For the past two decades, Bo Ryan has been doing one thing better than anyone else in the college basketball coaching ranks: winning games. His .773 winning percentage (476-140) over his 21-year career is by far the best among active Division I coaches with at least 20 years under their belt. His 476 career victories place him 17th among active Division I head coaches and he is just seven wins away from becoming the fifth coach in school history to record 100 wins at UW.

In his four seasons at Wisconsin, Ryan has led the Badgers to heights not reached in Madison in many years. Each season further establishes UW as a major player on the national scene and Ryan as one of the top coaches in the country.

The accomplishments during Ryan's first four seasons are varied and impressive. The Badgers have won a school-record 25 games in each of the last two seasons. They have four NCAA tournament appearances, advancing to two Sweet 16s and the Elite Eight in 2005. In 2002, Ryan's first season, Wisconsin earned a share of the Big Ten title for the first time since 1947. The next year, UW won the title outright, securing back-to-back championships for the first time since 1923 and 1924. Not to be outdone, Ryan led the Badgers to their first Big Ten tournament title in 2004.

Prior to Ryan's arrival in Madison, Wisconsin had never won more than 22 games in a season. Ryan's teams have

averaged 23.3 wins in his four seasons and the Badgers are one of just eight teams in the country to have won at least 24 games in each of the past three seasons.

Wisconsin's success in Big Ten play under Ryan is unparalleled in school history. He is the first coach in conference history to lead a team to at least 11 Big Ten wins in each of his first four seasons. Prior to his arrival in 2001, UW had won at least 11 conference games just seven times, and only once since 1941. Ryan's .719 (46-18) winning percentage in conference games is the best of any Big Ten coach in history with more than 50 games coached.

Ryan has also made his mark in the postseason. He is the only coach in school history to have led UW to four NCAA tournament appearances. Wisconsin is also one of just six teams nationally to have won its first-round game in each of the last four years. Ryan's seven NCAA tournament wins are a school record and he is the first coach in UW history to lead a team to two Sweet 16 appearances.

In Ryan's four seasons, the Kohl Center has become one of the toughest places to play in America. The Badgers have compiled a 58-3 home record under Ryan, including a 31-1 mark in Big Ten games. From Dec. 7, 2002 to Jan. 24, 2005 Wisconsin did not lose a home game, setting a school record with 38 consecutive wins, a streak that was the longest in the country.

Individual success has followed team success as a number of Ryan's players have earned honors. UW and Illinois are the only two teams to have had a first-team All-Big Ten selection in each of the last four seasons (Kirk Penney—2002-03, Devin Harris—2004, and Mike Wilkinson—2005). Harris, the fifth pick in the 2004 NBA Draft, was also named the 2004 Big Ten Player of the Year and was a consensus second-team All-American. He was a finalist for every major national player of the year award and finished second for the Bob Cousy Award.

Last season, Ryan was named one of 20 finalists for the Naismith Coach of the Year Award. Despite returning just one starter from the previous year's team, he led the Badgers to an appearance in the 2005 NCAA Tournament Elite Eight and a school record-tying 25 wins. UW finished third in the Big Ten with an 11-5 mark and advanced to the Big Ten tournament

THE RYAN NOTEBOOK

Personal

Born Dec. 20, 1947 in Chester, Pa.

Family

Wife: Kelly; children: Megan, Will, Matt, Brenna and Mairin

Education

Bachelor's degree in business administration from Wilkes (Pa.) University, 1969

Collegiate Coaching Experience

Asst. Coach, Wisconsin, 1976-84
Head Coach, UW-Platteville, 1984-99
Head Coach, UW-Milwaukee, 1999-2001
Head Coach, Wisconsin, 2001-present

Collegiate Coaching Record

UW-Platteville: 353-76 (.822)
UW-Milwaukee: 30-27 (.526)
Wisconsin: 93-37 (.715)
21-year career: 476-140 (.773)

title game for the second consecutive season. Wisconsin finished the season ranked 10th in the ESPN/USA *Today* Coaches Poll, its highest final ranking in history.

In 2003-04, Ryan led Wisconsin to a 25-7 record, setting a school record for wins in a season and posting the school's highest winning percentage since the 1941 team won the NCAA title with a 20-3 mark. The Badgers' 12-4 mark in the Big Ten was good enough to earn the second seed in the conference tournament. UW went on to win the Big Ten tournament for the first time in school history, defeating No. 1 seed Illinois, 70-53, in the final. For the second time in school history, UW was ranked in the Associated Press poll every week during the season. Those accomplishments came in spite of UW losing its second-leading scorer, Alando Tucker, for all but four games and having just four players see action in all 32 games.


The year before, Ryan and the Badgers set a school record with 24 wins and earned an outright Big Ten title and a trip to the NCAA tournament Sweet 16. The outright conference championship was UW's first since 1947 and the 12 league wins tied a school record set in 1912 and tied in 1914. Ryan earned his second Big Ten Coach of the Year award, becoming

the first coach in league history to be so honored in each of his first two seasons.

In his first season, 2001-02, Ryan led an undermanned UW team to an improbable share of its first Big Ten championship in 55 years. Ryan had to juggle a lineup consisting of only eight scholarship players, including five players that had seen very limited or no action at all on the collegiate level. Though it took a period of adjustment, by mid-December the team had started to gel and would go on to win 15 of its final 20 regular-season games and earn a share of the Big Ten title. One of those victories, a 64-56 win over Iowa, was Ryan's 400th as a collegiate coach.

Ryan has experience as a Division I head and assistant coach, as well as a Division III head coach and is well-respected throughout the college basketball world. At the 2004 Final Four, he was honored with the NABC Guardians of the Game Award for Service. The goal of the Guardians of the Game program is to focus attention on the positive aspects of basketball and the role coaches play in the lives of student-athletes, in addition to the contributions coaches make to their communities. Ryan is also on the NABC Board of Directors.

Ryan came to Wisconsin from UW-Milwaukee, where he spent two seasons coaching the Panthers to their first back-to-back winning seasons in eight years. UWM, 8-19 overall the year before Ryan arrived, was 15-14 and 15-13, respectively, in Ryan's two years at the controls. The program also experienced a 161-per-



Coach Ryan with 2004 Big Ten Player of the year Devin Harris. Harris was selected fifth overall in the 2004 NBA Draft.

cent home attendance increase in his first season, including the three largest crowds in the history of UWM's home facility.

It was during his 15-year tenure at UW-Platteville (1984-99), however, that Ryan firmly established himself as one of the country's top coaches. He guided the Division III school to a phenomenal 353-76 (.822) overall record and, in his final 12 seasons, the Pioneers:

- Won four national championships (1991, 1995, 1998 and 1999)
- Compiled a 314-37 (.895) record
- Won eight WIAC titles

- Were the winningest NCAA men's basketball team of the 1990s (all divisions) with a 266-26 (.908) record
- Compiled a 30-5 NCAA Division III tournament mark
- Never won fewer than 23 games
- Compiled a 157-7 (.957) record on their home floor
- Set the all-time single-season Division III scoring defense mark (47.5 ppg) in 1996-97

Ryan was named the National Association of Basketball Coaches Division III Coach

MEET THE STAFF

RYAN'S COACHING RECORD

Year	University	Record	Pct.	Conference	Record	Place	Postseason
1984-85	UW-Platteville	9-17	.346	Wisconsin Intercollegiate Athletic	4-12	7th	
1985-86	UW-Platteville	16-11	.593	Wisconsin Intercollegiate Athletic	8-8	5th	NAIA First Round
1986-87	UW-Platteville	14-11	.560	Wisconsin Intercollegiate Athletic	6-10	T5th	
1987-88	UW-Platteville	24-5	.828	Wisconsin Intercollegiate Athletic	14-2	1st	NAIA Third Round
1988-89	UW-Platteville	24-5	.828	Wisconsin Intercollegiate Athletic	13-3	3rd	NAIA Third Round
1989-90	UW-Platteville	26-3	.897	Wisconsin Intercollegiate Athletic	15-1	1st	NAIA Third Round
1990-91	UW-Platteville	28-3	.903	Wisconsin Intercollegiate Athletic	13-3	2nd	NCAA Champion
1991-92	UW-Platteville	27-4	.871	Wisconsin Intercollegiate Athletic	13-3	2nd	NCAA Third place
1992-93	UW-Platteville	24-4	.857	Wisconsin Intercollegiate Athletic	13-3	T1st	NCAA Quarterfinals
1993-94	UW-Platteville	23-5	.821	Wisconsin Intercollegiate Athletic	13-3	2nd	NCAA Sweet 16
1994-95	UW-Platteville	31-0	1.000	Wisconsin Intercollegiate Athletic	16-0	1st	NCAA Champion
1995-96	UW-Platteville	23-3	.885	Wisconsin Intercollegiate Athletic	15-1	1st	NCAA First Round
1996-97	UW-Platteville	24-3	.888	Wisconsin Intercollegiate Athletic	14-2	1st	NCAA Second Round
1997-98	UW-Platteville	30-0	1.000	Wisconsin Intercollegiate Athletic	16-0	1st	NCAA Champion
1998-99	UW-Platteville	30-2	.938	Wisconsin Intercollegiate Athletic	15-1	1st	NCAA Champion
1999-00	UW-Milwaukee	15-14	.517	Midwestern Collegiate	6-8	T4th	
2000-01	UW-Milwaukee	15-13	.536	Midwestern Collegiate	7-7	5th	
2001-02	Wisconsin	19-13	.594	Big Ten	11-5	T1st	NCAA Second Round
2002-03	Wisconsin	24-8	.750	Big Ten	12-4	1st	NCAA Sweet 16
2003-04	Wisconsin	25-7	.781	Big Ten	12-4	T2nd	NCAA Second Round
2004-05	Wisconsin	25-9	.735	Big Ten	11-5	3rd	NCAA Elite Eight
20-year collegiate record		476-140	.773				
Record at Wisconsin		93-37	.715	Big Ten	46-18	.719	

of the Year four times. In addition he was tabbed the Wisconsin Intercollegiate Athletic Conference's Coach of the Year on six occasions.

Ryan took over at UW-Platteville following eight seasons (1976-84) as an assistant coach to Bill Cofield and Steve Yoder at Wisconsin.


Held in high esteem by colleagues, Ryan has won two gold medals as an assistant coach, first with Virginia head coach Pete Gillen and the gold medal-winning North squad at the 1993 U.S. Olympic Festival, and also with former Atlanta Hawks coach Lon Kruger and the United States gold medal winner at the 1995 World University Games.

Ryan was born on Dec. 20, 1947, just outside of Philadelphia in Chester, Pa. At Chester High School, he was a football teammate of current Minnesota Vikings defensive coordinator Ted Cottrell. He attended Wilkes (Pa.) University, where he starred as a high-scoring guard and earned a bachelor's degree in business administration in 1969. Ryan was inducted into the Wilkes Athletic Hall of Fame on June 1, 2003.

Upon completion of his collegiate career, Ryan did graduate work at Villanova before accepting an assistant coaching position at the College of Racine (Wis.). Ryan accepted his first head coaching job at Philadelphia's Sun Valley High School, where he was named the Delaware County Coach of the Year after directing his team to a second-place finish in the Philadelphia Suburban League. His 1976 club was the first Sun Valley High team to qualify for the state tournament.

Ryan is the author of three books on coaching basketball: *Passing and Catching: A Lost Art*; *How to Run the Swing Offense*; and *Applying and Attacking Pressure*. He also has produced five basketball instructional videos.

Ryan and his wife, Kelly, are the parents of five children: Megan, Will, Matt, Brenna and Mairin.



Take Me Out to The Ballgame: An avid baseball fan, UW head coach Bo Ryan threw out the first pitch at Miller Park prior to the Brewers' game with the Anaheim Angels on June 21, 2002. He also tossed out the first pitch when the Brewers played his hometown Philadelphia Phillies on Aug. 20, 2003.

■ BIG TEN WINNING PERCENTAGE

Among active Big Ten coaches, Bo Ryan ranks second in conference winning percentage. All-time, Ryan's .719 conference winning percentage ranks first among Big Ten coaches who have coached at least 50 games. Over the last four seasons, Wisconsin's 46 Big Ten wins are second only to Illinois (50).


Coach (Current School)	Yrs.	W	L	Pct.
1. Bruce Weber (Illinois)	2	28	4	.875
2. Bo Ryan (Wisconsin)	4	46	18	.719
3. Tom Izzo (Michigan State)	10	117	47	.713
4. Mike Davis (Indiana)	5	46	34	.575
5. Thad Motta (Ohio State)	1	8	8	.500
6. Tommy Amaker (Michigan)	4	27	37	.422
7. Steve Alford (Iowa)	6	41	55	.427
8. Dan Monson (Minnesota)	6	39	57	.406
9. Bill Carmody (Northwestern)	5	27	53	.338
10. Ed DeChellis (Penn State)	2	4	28	.125
11. Matt Painter (Purdue)	--	--	--	--

■ WINNINGEST ACTIVE DIVISION I COACHES

Entering the 2005-06 season, Bo Ryan has the highest winning percentage among active Division I coaches with at least 20 years of coaching experience. Here is the list of the top 15 active Division I coaches, ranked by career winning percentage.

Coach (Current School)	Yrs.	W	L	Pct.
1. Bo Ryan (Wisconsin)	21	476	140	.773
2. Mike Krzyzewski (Duke)	30	721	246	.746
3. Jim Boheim (Syracuse)	29	703	241	.745
4. Lute Olson (Arizona)	32	740	256	.743
5. Eddie Sutton (Oklahoma State)	35	781	299	.723
6. Bob Knight (Texas Tech)	39	854	333	.719
7. John Chaney (Temple)	33	724	297	.709
8. Larry Hunter (W. Carolina)	25	509	224	.694
9. Jim Calhoun (Connecticut)	33	703	310	.694
10. Pat Douglass (UC Irvine)	24	498	226	.688
11. Billy Tubbs (Lamar)	30	624	326	.657
12. Tom Davis (Drake)	30	569	321	.639
11. Gary Williams (Maryland)	27	541	306	.639
13. Kelvin Sampson (Oklahoma)	22	436	247	.638
15. Rick Byrd (Belmont)	24	473	273	.634

minimum 20 head coaching seasons and five at Division I schools includes record at four-year U.S. colleges only



Bo Ryan was the recipient of the 2004 Guardians of the Game Award for Service. The Guardians of the Game is a national awareness and education program led by the NABC. The goal of the program is to focus attention on the positive aspects of basketball and the role coaches play in the lives of student-athletes, in addition to the contributions coaches make to their communities. According to the NABC, "this award winner selflessly gives to those in need and gives the extra effort to make a difference in the lives of their neighbors through volunteerism and giving."

CAREER HIGHLIGHTS

- Career record of 476-140 (.773)
- Four-year record of 93-37 (.715) at Wisconsin (most wins over a four-year span in UW history)
- Big Ten record of 46-18 (.719)
- Best conference winning percentage in Big Ten history (minimum 50 games coached)
- Has led UW to the NCAA Tournament in each of his four seasons
- Seven NCAA Tournament victories are most in school history
- Two NCAA Sweet 16 appearances in his four years, including the 2005 Elite Eight
- Has coached the three winningest teams in Wisconsin history, including school-record 25 wins in 2003-04 and 2004-05
- Only coach in Big Ten history to win at least 11 conference games in each of his first four seasons
- Highest career winning percentage of any active Division I coach with at least 20 years experience
- Led Wisconsin to a share of the 2002 Big Ten title and the outright conference title in 2003
- Named Big Ten Coach of the Year in 2002 and 2003
- One of just five coaches to earn Big Ten coach of the Year honors in consecutive seasons
- One of four coaches in Big Ten history to win conference titles in each of his first two seasons
- Led the Badgers to first back-to-back conference titles since 1923 and 1924.
- Guided Wisconsin to first-ever Big Ten tourney crown in 2004
- Has led UW to 58-3 home record, including 31-1 mark in Big Ten home contests
- Has won 10 conference titles in 21 years
- All-time winningest coach in Division III history (353-76, .822)
- Led UW-Platteville to four national titles
- Has had just one sub-.500 season in his career (1984-85, his first season at UW-Platteville)
- Recipient of the 2004 NABC Guardians of the Game Award for Service

MEET THE STAFF

Ryan's Record vs. Division I Teams

Team	Home	Away	Neut.	Total	Team	Home	Away	Neut.	Total
Alabama	1-0	0-1	0-0	1-1	Mt. Senario	1-0	0-0	0-0	1-0
Ball State	0-0	0-1	0-0	0-1	New Hampshire	1-0	0-0	0-0	1-0
Bethune-Cookman	1-0	1-0	0-0	2-0	North Carolina	0-0	0-0	0-1	0-1
Buxknell	0-0	0-0	1-0	1-0	UNC Greensboro	1-0	0-0	0-0	1-0
Butler	0-2	0-2	0-1	0-5	NC State	0-0	0-0	1-0	1-0
UC Santa Barbara	1-0	0-0	0-0	1-0	N. Illinois	1-0	0-0	0-0	1-0
Canisius	0-0	0-0	0-1	0-1	Northern Iowa	0-0	0-0	1-0	1-0
C. Michigan	0-0	1-0	0-0	1-0	Northwestern	3-0	1-2	0-0	4-2
Chicago State	2-0	1-0	0-0	3-0	Ohio	1-0	1-0	1-0	3-0
Cincinnati	0-0	0-1	0-0	0-1	Ohio State	3-0	3-0	1-1	7-1
Cleveland State	1-1	1-1	0-0	2-2	Pennsylvania	1-0	1-0	0-0	2-0
Coll. of Charles	1-0	0-0	0-0	1-0	Penn State	2-0	1-2	0-0	3-2
Colorado	0-1	0-0	0-0	0-1	Pepperdine	0-0	0-1	0-0	0-1
Detroit	3-0	1-1	0-0	4-1	Pittsburgh	0-0	0-0	0-1	0-1
Eastern Illinois	1-0	0-0	0-0	1-0	Purdue	3-0	1-2	0-0	4-2
E. Washington	1-0	0-0	0-0	1-0	Richmond	0-0	0-0	1-0	1-0
Farleigh Dickinson	1-0	0-0	0-0	1-0	Rutgers	1-0	1-0	0-0	2-0
Florida Atlantic	0-0	0-0	1-0	1-0	St. John's	0-0	0-0	1-0	1-0
Furman	1-0	0-0	0-0	1-0	San Diego	1-0	1-0	0-0	2-0
Georgia Tech	0-0	0-1	0-0	0-1	Stony Brook	1-0	0-0	0-0	1-0
Hawaii	0-0	0-0	0-1	0-1	Temple	0-1	1-0	0-0	1-1
Illinois	3-1	0-5	2-1	4-7	Tennessee	1-0	0-0	0-0	1-0
Illinois-Chicago	2-0	0-2	0-0	2-2	Texas Southern	1-0	0-0	0-0	1-0
Indiana	3-0	2-1	0-0	5-1	Troy State	0-0	0-0	1-0	1-0
Iowa	3-0	2-2	1-1	5-3	Tulsa	0-0	0-0	1-0	1-0
Iowa State	0-0	0-1	0-0	0-1	UNLV	1-0	0-1	0-0	1-1
Kentucky	0-0	0-0	0-1	0-1	Utah	0-0	0-1	0-0	0-1
Lipscomb	1-0	0-0	0-0	1-0	Wake Forest	0-1	0-0	0-0	0-1
Loyola (Ill.)	2-0	1-1	0-0	3-1	Weber State	0-0	0-0	1-1	1-1
Marquette	2-0	1-1	0-0	2-2	Western Carolina	1-0	0-0	0-0	1-0
Maryland	1-0	0-1	0-1	1-2	Wisconsin	0-1	0-1	0-0	0-2
Michigan	4-0	1-3	0-0	5-3	UW-Green Bay	5-0	1-2	1-0	7-2
Michigan State	3-0	2-1	1-0	6-1	UW-Milwaukee	3-0	1-0	0-0	4-0
Michigan Tech	1-0	0-0	0-0	1-0	Wright St.	2-0	0-2	0-1	2-3
Minnesota	3-0	2-1	1-0	6-1	Valparaiso	1-0	0-0	0-0	1-0
UMKC	0-0	1-0	0-0	1-0	Xavier	0-0	0-1	0-0	0-1

Assistant Coach Greg Gard



Greg Gard, a veteran of 12 seasons with Wisconsin coach Bo Ryan, is in his fifth season on the Badger basketball staff as an assistant coach.

"Greg is one of the most thorough and organized coaches I have ever been around," Ryan said. "His attention to detail and his ability to communicate that to the student-athletes separates him from other coaches."

Gard came to the Badgers after spending the previous two seasons as Ryan's assistant at UW-Milwaukee, where he had responsibilities in scouting, summer basketball camp operations and on-floor coaching, as well as involvement with recruiting.

Gard served as an assistant coach to Ryan at UW-Platteville from 1993-99. During Gard's years on the Pioneer staff, UW-Platteville compiled a 161-13 (.925) record and won three NCAA Division III titles, five straight Wisconsin Intercollegiate Athletic Conference (WIAC) championships and appeared in six consecutive NCAA Tournaments. In his final year at UW-Platteville, Gard served as Ryan's top assistant in charge of recruiting, basketball camp operations and scouting. He also worked as an advisor in the university's admissions office.

Prior to joining Ryan's staff in Platteville, Gard spent three seasons at Southwestern High School and one at Platteville High School, where he served in junior high and assistant varsity coaching capacities.

Gard is a 1995 graduate of UW-Platteville with a degree in physical and health education. He and his wife, Michelle, have two children, Mackenzie and Isaac.



THE GREG GARD FILE

Personal

Born Dec. 3, 1970 in Dodgeville, Wis.

Family

Wife: Michelle; daughter: Mackenzie; son: Isaac

Education

B.S., physical and health education, UW-Platteville, 1995

Coaching Experience

Assistant Coach, Wisconsin (2001-present); Assistant Coach, Wisconsin-Milwaukee (1999-2001); Assistant Coach, Wisconsin-Platteville (1993-99); Assistant Coach, Platteville High School (1993-94); Assistant Coach, Southwestern (Wis.) High School (1990-93)

Assistant Coach Gary Close



Gary Close, a veteran of 18 years in Division I, is entering his third season with the Badgers. Close was an assistant for 16 years at Iowa and Stanford before joining UW's staff in the spring of 2003.

"From the first time I met Gary at Stanford, I knew he was someone with exceptional teaching and coaching skills," Head Coach Bo Ryan said. "The University of Wisconsin will benefit greatly from his addition to our staff and we are looking forward to working together for many years to come."

Close spent three years as the head coach of Regina High School in Iowa City, leading them to two state tournament appearances, and as the Director of Basketball Operations for Championship Productions in Ames, Iowa.

Prior to that, he spent 13 years as an assistant at Iowa under Tom Davis. During that time, the Hawkeyes made nine NCAA tournament appearances, advancing to the "Sweet 16" twice and the regional final once. At Iowa he coached 13 future NBA choices including B.J. Armstrong, Roy Marble, Acie Earl, Matt Bullard, Ricky Davis and Ryan Bowen. A renowned shooting coach, Iowa shot better than 48.0 percent from the field five times during his tenure, including a school-record .528 in 1987-88.

Close was also an assistant for three years under Davis at Stanford. In his first season, Stanford won 19 games, the most at the school since 1961-62. He was also part of the staff that was responsible for recruiting the Cardinal's all-time leading scorer, Todd Lichti.

A veteran of a number of international tours, Close served as the assistant to Davis on a Pac-10 all-star team that toured Australia in 1985. During the summer of 1995, he and fellow Iowa assistant Rich Walker served as co-coaches for a Big Ten all-star team on an eight-game tour in Europe.

Under Close's direction in 1996, the People-to-People Sports team became the first American team to win the Malgrat International Tournament in Malgrat, Spain. In 1997, Close coached a team comprised of current and former Iowa players to a perfect 6-0 record on a six-game tour in Germany.

A native of Moorestown, New Jersey, Close earned a bachelor's degree in business-agricultural with a minor in physical education (1978) and a master's degree in athletic administration and coaching (1982) from Arizona State. Close, his wife Kellie and their son Sam live in Middleton.



THE GARY CLOSE FILE

Personal

Born July 14, 1956 in Mount Holly, N.J.

Family

Wife: Kellie; son: Sam


Education

B.S., Business-Agriculture (minor in P.E.), Arizona State, 1978
M.S., Athletic Administration and Coaching, Arizona State, 1982

Coaching Experience

Assistant Coach, Wisconsin (2003-present); Head Coach, Regina (Iowa) High School (2000-03); Assistant Coach, Iowa (1986-99); Assistant Coach, Stanford (1983-86)

Assistant Coach Howard Moore



Former University of Wisconsin basketball player Howard Moore begins his first season as a Badger assistant this year. Moore played for UW from 1990-95 and was part of the 1993 NIT team and 1994 NCAA Tournament team.

"We're proud to announce the return of one of the most popular figures in Badger basketball, this time in the coaching ranks," Head Coach Bo Ryan said. "Howard knows the campus and the climate of the University and that will definitely be an advantage on the recruiting trail just as his knowledge as a coach and teacher will be a benefit on the floor."

Moore spent last season as an assistant at the University of Loyola-Chicago, handling off-campus recruiting and working primarily with the team's post players. The Ramblers, who were 9-20 overall and 4-12 in the Horizon League in 2003-04, went 13-17 last season, including 8-8 in the Horizon League. They won six of their last seven games, losing to UW-Milwaukee in the Horizon League Tournament semifinals.

Prior to joining the Loyola staff, Moore was an assistant under Tim Buckley at Ball State for one season. At Ball State, Moore helped the Cardinals become the top three-point field percentage defense team in the Mid-American Conference, limiting foes to .315 shooting from beyond the arc. On the recruiting trail, Moore helped land what was considered by many experts to be the top class in the MAC.

Before his stint at Ball State, Moore served as the head off-campus recruiter and also mentored the guards and post players at Bradley from 2000-03. In that stretch he helped mold Phillip Gilbert and James Gillingham into All-Missouri Valley Conference selections. Moore also served as an administrative assistant at Bradley in 1999-2000.


After a two-year stint as an assistant boys varsity coach at Taft High School, Moore commenced his collegiate coaching career as an assistant at the University of Chicago.

Moore played at UW from 1990-95, playing for Steve Yoder, Stu Jackson and Stan Van Gundy. The Badgers earned an NIT bid in 1991, Moore's redshirt season. His sophomore year, Wisconsin returned to the NIT and as a junior, he was a part of UW's first NCAA tournament team in 47 years.

Moore played in 47 games as a Badger, including 21 as a senior. He represented the Big Ten by touring Argentina with a group of league all-stars in 1994. Moore, who was the recipient of the University of Wisconsin African-American Alumni Association Student Leadership Award in 1993, graduated from Wisconsin in 1995 with a bachelor's degree in African-American Studies.

A 1990 graduate of Taft High School in Chicago, Moore guided his team to the Chicago Public League semifinals as a senior and was named to the Chicago Public League Hall of Fame in 1999.

Moore and his wife, Jennifer, live in Madison.



THE HOWARD MOORE FILE

Personal

Born Sept. 22, 1972 in Chicago, Ill.

Family

Wife: Jennifer

Education

B.A., African-American Studies, Wisconsin, 1995


Coaching Experience

Assistant Coach, Loyola-Chicago (2004-05); Assistant Coach, Ball State (2003-04); Assistant Coach, Bradley (2000-03); Administrative Assistant, Bradley (1999-2000); Assistant Coach, University of Chicago (1998-99), Assistant Coach, Taft H.S. (1996-98)

Playing Experience

University of Wisconsin, 1990-95

Director of Basketball Operations Will Ryan



Will Ryan, who spent the last two seasons as Wisconsin's video coordinator for men's basketball, is in his first season as the team's director of basketball operations. Ryan takes over for Duffy Conroy, who served as UW's director of basketball operations last season but took an assistant coaching job at UW-Milwaukee in the spring.

"I'm excited to take on this new opportunity," Ryan said. "I think my familiarity with the program—the coaches, players and staff—will definitely help my transition. I've enjoyed my


two years as video coordinator and look forward to the new challenges this job will bring."

Ryan, the oldest of head coach Bo Ryan's two sons, graduated from UW-Milwaukee in December of 2002 with a B.S. in Educational Studies/Youth Leadership. Ryan played for his father on the 1998 and 1999 Division III national championship teams at UW-Platteville and also played at UW-Milwaukee in 2000-01.

"With the increased demands on coaches in recent years, the job of director of basketball operations has evolved into a key role in the program," Coach Ryan said. "The person in that position has a lot of administrative duties, such as coordinating the travel, dealing with personal requests that come in for the coaches and handling much of the paperwork that passes through the office, among many other things. By working with us in the last couple of years, I think Will understands the details of what needs to be done to make sure the program runs smoothly and I know he will do a great job to ensure that happens."

In addition to his video coordinator duties, Ryan has served as an AAU coach for the last two seasons, last year as the head coach of the Wisconsin Swing.

Ryan lives in Middleton.



THE WILL RYAN FILE

Personal

Born July 8, 1978, in Madison, Wis.

Family

Single

Education

B.S., educational studies/youth leadership, UW-Milwaukee, 2002


Coaching Experience

Head coach AAU Swing, Summer 2005

Playing Experience

UW-Platteville, 1998-99; UW-Milwaukee, 2000-01

Basketball Support Staff



Scott Hettenbach Strength & Conditioning Coach

Scott Hettenbach is in his 11th full season as strength and conditioning coach for the Badger basketball team and his 12th year overall at Wisconsin.


A member of the National Strength and Conditioning Association (NSCA), he also works with the

Wisconsin football, swimming and diving, golf and track teams as a strength and conditioning coach. He is a Certified Strength and Conditioning Specialist (CSCS). A frequent speaker at basketball camps and clinics, Hettenbach recently produced two strength and conditioning training videos for high school and college coaches and athletes.

Prior to coming to UW-Madison, Hettenbach coached four sports at Brookfield (Wis.) Central High School. Under his direction, the boys track squad won three conference titles.

Hettenbach graduated from UW-La Crosse in 1987 with a bachelor's degree in business administration and a minor in health and nutrition. He also earned a master's degree in exercise science and sports administration from UW-L. As an undergrad, Hettenbach was a hurdler with the UW-La Crosse track team for three seasons.

Hettenbach resides in Madison with his wife, JoDeen, son, Scott and daughter, Kaitlyn.



Joe Robinson Video Coordinator

Joe Robinson is in his first season as the video coordinator for the men's basketball team. He is in charge of the team's film exchange program, editing scout and teaching tapes, as well as the team's end-of-the-year highlight video.

Robinson graduated from Wisconsin with a B.S. in zoology in May, 2004. He served as a student manager for the basketball team during his five years as an undergraduate at UW. He is currently working toward a teaching certificate at Edgewood College.

Last season Robinson served as an administrative assistant, helping with the day-to-day operations of the basketball team and also assisting former video coordinator Will Ryan. For the past four years he has helped extensively with the Wisconsin Boys Basketball Summer Camps.

A graduate of Janesville Craig High School in Wisconsin, Robinson was the head coach of the Janesville Craig Summer Basketball Program this past summer.

Robinson, 25, lives in Madison and is engaged to Sarah Bertagnoli. The couple is planning on getting married in August, 2006.



Henry Perez-Guerra Athletic Trainer

Henry Perez-Guerra is in his 13th year as an athletic trainer at the UW-Madison and his sixth year with the men's basketball team after working with women's basketball the previous five years. He also has responsibilities with the track and cross country teams.

Perez-Guerra moved to Kansas City, Mo., to join Sports Rehabilitation and Physical Therapy Associates as an athletic trainer and was assigned to the University of Missouri-Kansas City athletic program in 1987. After serving UMKC as a member of the Sports Rehab staff, he became the school's first full-time Athletic Trainer, responsible for all 12 NCAA Division I sports and starting the sports medicine program from the ground up.

Perez-Guerra received his B.S. in physical education, with an emphasis in athletic training, from UW-Madison in 1985. He also completed his master's degree in health education in 1994 at UW. Following his graduation in 1985, he spent the summer with the Philadelphia Eagles as a student athletic trainer.

Henry is a licensed athletic trainer and a certified member of the National Athletic Trainers Association. He and his wife Jill have three children: Andrew, Carlie and Casey.

Program Assistants




Peg Cullen



Laura Strang

Director of Athletics Barry Alvarez



Barry Alvarez Director of Athletics

Barry Alvarez, the winningest football coach in Wisconsin history, has completed 15 seasons at the head of the program he transformed from a perennial second-division finisher to one that is nationally respected and is a fixture on the postseason bowl scene.

Alvarez, whose overall record with the Badgers is 108-70-4, became Wisconsin's Director of Athletics in April of 2004. He is one

of just two people (UAB's Watson Brown) at the Division I level who serves as head football coach and athletic director. Alvarez will step down as head football coach after the completion of the 2005 season and concentrate on his administrative duties.

Alvarez's list of accomplishments at Wisconsin is remarkable. Consider just a few of the most notable ...

- winningest coach in school history
- coached three Big Ten and Rose Bowl champions
- only Big Ten coach ever to win the Rose Bowl in consecutive seasons
- just the 10th coach in Big Ten history with 100 victories at one conference institution
- has coached five national award winners, including Ron Dayne (Heisman, Doak Walker, Maxwell), Jamar Fletcher (Jim Thorpe) and Kevin Stemke (Ray Guy)
- guided UW to back-to-back Big Ten titles in 1998 and 1999 (hadn't happened at Wisconsin since 1896-97)
- bowl record of 7-3 (.700)
- coached the three winningest teams in school history

When Alvarez arrived in Madison in 1990, Wisconsin had compiled a 9-36 record during the previous four seasons and attendance at Camp Randall Stadium had dipped to an average of 41,734 per game (54 percent of capacity). The program sorely needed a boost and got it when new Director of Athletics Pat Richter hired Alvarez from Notre Dame, where he had been an assistant coach under Lou Holtz.


Alvarez's coaching career began at the high school level. He served as an assistant at Lincoln (Neb.) Northeast High from 1971-73 before taking over as head coach at Lexington (Neb.) High from 1974-75. His last prep coaching stop was at Mason City (Iowa) High where he was head coach from 1976-78 and where his team won a 4A state title in his final year.

Iowa's Hayden Fry hired Alvarez as an assistant coach in 1979. The Hawkeyes played in six bowl games (two Rose Bowls) during Alvarez's eight years in Iowa City, compiling a 61-33-1 mark in the process. Alvarez's standout player with the Hawkeyes was LB Larry Station, a two-time All-American and two-time Academic All-American.

Alvarez left Iowa after the 1986 season to become linebackers coach at Notre Dame. He was promoted (linebackers to defensive coordinator to assistant head coach) by Holtz each of his three seasons as the Fighting Irish went 32-5 and won the 1988 national title. While in South Bend, Alvarez coached All-America linebackers Michael Stonebreaker, Ned Bolcar, Cedric Figaro and Wes Pritchett.


Alvarez grew up in Langeloth, Pa., a small town among the coal mines and steel mills in western Pennsylvania. He starred as a prep linebacker and went on to play at Nebraska (1965-67) for legendary head coach Bob Devaney. Alvarez was the leading tackler for the 1967 Cornhuskers, who led the nation in total defense and created a school-record 40 turnovers. Alvarez played in both the Sugar and Orange Bowls at Nebraska (the Cornhuskers were 25-7 during his three varsity seasons). Alvarez earned his bachelor's degree in 1969 and added a master's degree in 1971, both from Nebraska.

Alvarez's family includes his wife, Cindy, daughters Dawn (Mrs. Brad Ferguson) and Stacy (Mrs. Mike Delzer), son Chad (wife Stephanie), grandsons Joe and Jake Ferguson and Jackson Delzer, and granddaughter Grace Delzer.



Athletic Department Senior Staff

Doug Beard Administration



Doug Beard, a college sports administrator in the state of Wisconsin since 1987, is in his second season on the UW's senior-level administrative team as associate athletic director for administration. Beard supervises the budget and finance, event man-

agement, food and beverage service, human resources and sports medicine units.

Beard joined the UW staff in 2001 as assistant AD for event management as well as helping administer the department's internal operations. He was promoted to associate AD in 2002. Before coming to Wisconsin, Beard worked at UW-Milwaukee from 1989-2001 and UW-Stout from 1987-89.

Beard, originally from Kennebunkport, Maine, has a B.S. degree in business administration from New Hampshire (1985) and an M.A. degree in athletic administration from Kent State (1987). His wife's name is Patricia and his stepdaughter is Lindsay.

David Harris Academic Services



David Harris, director of academic services at Wisconsin since 2002, was named associate AD for academic services in July of 2004.

Harris came to Wisconsin after serving as director of academic support for the athletic department at the

University of Mississippi since 1998. His responsibility at Ole Miss was to develop and execute a comprehensive academic support program for more than 350 student-athletes. He also coordinated the school's CHAMPS Life Skills program.

Harris worked in the Ole Miss registrar's office in 1998 and from 1995-97 in student recruitment for the Office of Admissions. A defensive tackle at Mississippi, he earned his B.B.A. (in 1993) and his M.B.A. (1995) from Ole Miss. He is a 2002 graduate of the NCAA Leadership Institute for Ethnic Minority Males. He also was a facilitator for the 2002 and 2003 NCAA Student-Athlete Leadership Conference and was a team leader for the 2002 CHAMPS Life Skills Continuing Education Conference.

Harris and his fiance, Felicia King, have a 2-year-old daughter, Kaitlyn.

John Chadima Operations



John Chadima began serving as the department's associate AD for operations in 2003. He is in charge of managing capital projects, including the renovation of Camp Randall Stadium, and supervising the facilities, maintenance and strength and condition-

ing staffs. He is the department liaison with University Ridge Golf Course and continues to supervise the administrative operations of the football program.

Chadima was previously the director of football operations (2000-03) where he was responsible for coordinating team travel, scheduling, preseason training camp, the summer jobs program and maintaining the sport's multi-million dollar budget. Chadima had similar duties from 1990-97 as the team's administrative assistant. He was the UW's director of facilities and events from 1997-2000.

Chadima has a B.S. degree (1988) in physical education with an emphasis in athletic administration from Iowa. He also studied in the master's programs (for athletic administration) at both Iowa and Wisconsin.

Steve Malchow Communications



Steve Malchow was named to the department's senior staff as associate athletic director for communications in 2003. He oversees the athletic communications, web site, computer and video service functions of the department. Malchow served the UW as director

of men's sports information (1990-2001) until a promotion to assistant AD for communications.

He was UW's football media contact for 11 years and served as the chief strategist for Ron Dayne's Heisman Trophy-winning campaign in 1999, when he was named SID of the Year by the National Football Foundation. Malchow was also Media Coordinator for the 2002 NCAA Men's Basketball Midwest Regional at the Kohl Center.

Malchow worked in the sports information office (1985-89) at Iowa, where he was the media contact for the men's basketball team.

Malchow has B.B.A. degrees in marketing (1984) and management information systems (1990) from Iowa. He and his wife, Barb (the former SID at Illinois), have a son (Bryce).

Terry Gawlik Sports Administration




Terry Gawlik was promoted to associate AD for sports administration and Senior Woman Administrator in 2005 after serving seven years as assistant AD for sports administration. Gawlik oversees men's and women's cross country, men's and women's soccer,

softball, men's and women's swimming, men's and women's tennis, men's and women's track, volleyball and wrestling.

Prior to becoming an AD, Gawlik served as an administrative assistant and event coordinator from 1994-98, supervising game-day operations, post-season tournaments and booster club events for men's and women's basketball and volleyball, as well as assisting with marketing and promotions.

A 1981 graduate of Southwestern University with a bachelor's degree in physical education and English, Gawlik earned her master's in physical education and educational administration from Texas State University in 1983. She resides in Middleton with her husband, Dan.

Vince Sweeney External Relations



Vince Sweeney was named senior associate athletic director for external relations in the summer of 2003. He manages the marketing and promotions, ticketing and fundraising components of the division and is the department liaison with the Wisconsin Alumni


Association, National W Club, Trademark Licensing Office and Badger Sports Properties.

After more than a decade in sports journalism in Madison, Milwaukee and Los Angeles, Sweeney returned to UW in 1990 as director of trademark licensing. He was given additional responsibilities in 1991 and served as director of marketing. Sweeney was promoted to associate athletic director for external relations in 1994.

Sweeney was named 1994 Marketer of the Year by the American Marketing Association. Under Sweeney's direction as sports editor of *The Capital Times*, the paper won three best sports sections awards. Sweeney has a B.A. degree in journalism and mass communications from UW (1978). He and his wife, Sharon, have two daughters (Kelsey and Keara).


2004-05 REVIEW

Season Review62-65
Season Results66
Season Statistics67
Game-by-Game Statistics68
Team Highs / Lows69
Individual Superlatives70
Season Boxscores71-82



Mike Wilkinson earned first-team All-Big Ten honors after averaging 14.3 points and 7.4 rebounds last year. He ended his career ranked among the top 10 in 11 categories in UW's all-time record book.

2004-05 Season Review



Wisconsin advanced to the Elite Eight of the 2005 NCAA Tournament. The Badgers lost to eventual national champion North Carolina, 88-82, at the Carrier Dome in Syracuse, N.Y.

• Wisconsin finished the 2004-05 season with a 25-9 record, including an 11-5 mark in the Big Ten that was good for third place.

In the postseason, the Badgers advanced to the title game of the Big Ten tournament for the second consecutive season. During the NCAA tournament, UW defeated Northern Iowa, Bucknell and NC State before falling to eventual national champion North Carolina in the Syracuse Regional final.

• The Badgers tied a school record by winning 25 games last season. They also won 25 games in 2003-04. Wisconsin is one of just eight teams in the country to have won at least 24 games in each of the last three years. The others are Duke, Gonzaga, Illinois, Kentucky, Southern Illinois, Utah and Utah State.

• UW earned its seventh straight bid to the NCAA tournament, a school-record. Michigan State is the only other Big Ten team that has been to the NCAA tournament seven straight years. The Badgers are one of 11 teams that made their seventh straight tourney appearance in 2005. The others are: Arizona, Cincinnati, Duke, Florida, Kansas, Kentucky, Michigan State, Oklahoma State, Stanford and Texas.

• UW has advanced to the NCAA Tournament Sweet 16 three times in the last six years, including two trips to the Elite Eight. In addition to last year's tourney run, Wisconsin advanced to the Final Four in Indianapolis in 2000 and the 2003 Sweet 16 in Minneapolis.

• Prior to Bo Ryan's arrival in 2001, UW had four 20-win seasons. Ryan, who has led the Badgers to three straight 20-win seasons, has coached the three winningest teams in school history. UW has averaged 22.1 wins over the last seven years.

• Wisconsin finished the Big Ten season with an 11-5 record. For the first time in school history, UW has won at least 11 conference games in four consecutive seasons. From 1943-2001, Wisconsin had just three seasons with double-digit win totals in Big Ten play.

• UW finished with at least a .500 record in Big Ten play for the seventh consecutive season. That is the longest such streak for UW since a 13-year stretch from 1906-18.

• In four seasons under Bo Ryan, Wisconsin has recorded a 46-18 record in Big Ten play. During that span, only Illinois (50) has more wins than UW.

• Ryan is the first coach in Big Ten history to win at least 11 conference games in each of his first four seasons. Ryan has a career record of 46-18 (.719) in Big Ten play, the highest winning percentage of any coach in league history with at least 50 games coached.

• The Badgers finished the season ranked 10th in the final ESPN/USA Today Coaches Poll. That is the highest finish in school history.

• Wisconsin has a 16-10 all-time record in the NCAA tournament and made its 11th appearance in the Big Dance this year. Under Bo Ryan, the Badgers are 7-4 in the NCAA tournament with first-round wins in each of his four seasons.

• UW is one of just six teams in the country to have won a first-round game in each of the last four seasons. The other teams are Connecticut, Duke, Illinois, Kentucky and Wake Forest.

• Under Bo Ryan, Wisconsin is 7-0 in the NCAA tournament against lower-seeded teams. Last season, UW was 20-1 when wearing its home white uniforms (15-1 at the Kohl Center and 5-0 in the postseason).

• Ryan has guided the Badgers to seven NCAA tournament victories, the most by any coach in school history. Harold "Bud" Foster and Dick Bennett had both coached four NCAA tourney victories while at UW.

• Senior Clayton Hanson and sophomore Alando Tucker were both named to the Syracuse Regional All-Tournament team. Hanson made 11-of-18 3-pointers during the tournament while Tucker averaged 17.5 points in the four games.

• In the last two seasons, including the Big Ten tournament, Wisconsin is 9-3 in the postseason.


• For the second straight season, UW advanced to the finals of the Big Ten tournament. Wisconsin defeated Ohio State in the quarterfinals and Iowa in the semis before losing to No. 1 Illinois in the final.

- Senior forward Zach Morley and Alando Tucker were named to the Big Ten All-Tournament team. Morley scored a career-high 23 points vs. Ohio State and averaged 15.0 points in the three games. Tucker hit the game-winning 3-pointer vs. Iowa in the tourney semifinals at the buzzer and was the Badgers' second-leading scorer in the three games.

- Two Badgers were honored when the Big Ten announced its award winners. Senior Mike Wilkinson was a consensus first-team all-conference selection while sophomore Alando Tucker was a consensus third-team choice. Wilkinson and Illinois' Dee Brown were the only unanimous choices by the coaches. There were no unanimous selections by the media.

- Wisconsin has had a first-team all-conference player four years in a row. Prior to 2002, UW had just two consensus first-team All-Big Ten choices since 1952 (Michael Finley in 1993 and Joe Franklin in 1968).

- Wilkinson is the third different UW player to earn first-team honors in the last three years. Wisconsin has had multiple honorees five straight years.



Alando Tucker, a consensus third-team All-Big Ten selection, was named to the Big Ten All-Tournament team as well as the Syracuse Regional All-Tournament team. This running, 3-pointer as time expired gave UW a win over Iowa in the Big Ten tournament semifinal.

- Wilkinson finished his career as just the second player in UW history to score more than 1,500 points and grab more than 800 rebounds in a career (Claude Gregory is the other). Wilkinson leaves UW in sixth place in career points (1,532) and third in career rebounds (856).

- In addition to points and rebounds, Wilkinson ended his career among the top 10 on nine other UW career lists. He set school records for career games (130) and minutes played (4,023) as well as offensive rebounds (311). He finished among the top 10 in field goals, free throws, free throw attempts, steals, blocks and games started.

- Wilkinson and Clayton Hanson were a part of a school-record 93 wins during their four-year careers. Wilkinson never missed a game in his career, making him the only UW player to participate in more than 85 victories.

- In addition to wins, Wisconsin set team records for points scored (2,290), 3-pointers made (250) and attempted (640) in 2004-05.

- Six Badgers made at least 20 3-pointers last season, a school record.


- Hanson led the Big Ten in 3-point percentage last season (55-121, .455). That is the sixth-best 3-point percentage in UW history. Hanson's career 3-point percentage of .419 is also good for sixth in school annals.

- As a team, Wisconsin shot .391 from beyond the arc. That was good for second-best in the Big Ten and was the team's best percentage since 1991-92.

- UW made at least 40.0 percent of its 3-pointers in 21 games last season. The Badgers were 16-5 in those games and are 40-8 under Bo Ryan when connecting on at least .400 of its treys.

- Badger opponents shot just .299 from 3-point range, the lowest mark in the Big Ten and seventh-lowest in the country. That was by far the lowest opponent 3-point percentage in school history, bettering the mark of .314 set in 1996-97.

- UW opponents made five or less 3-pointers in 23 of the 34 games last season. Wisconsin made 78 more treys than its opponents last season.



Mike Wilkinson was one of two players to earn unanimous first-team All-Big Ten honors in 2005 (Illinois' Dee Brown was the other). He averaged 16.3 points and 7.9 rebounds while shooting .553 from the field during the Big Ten season.


- The Badgers were 14-1 last season when scoring at least 70 points. Their lone loss came in the Elite Eight to North Carolina (88-82). Under Bo Ryan, UW is 56-2 when scoring at least 70 points.

- UW led the Big Ten and ranked 12th in the country in scoring defense, allowing just 60.2 points per game. Over the last 10 games of the season, only eventual national champion North Carolina scored more than 62 points against the Badgers. UW is 55-6 under Bo Ryan when limiting opponents to less than 62 points.

- The Badgers limited Illinois to 54 points in the Big Ten tournament title game, the Illini's lowest output of the season. Big Ten Player of the Year Dee Brown was 0-of-8 from the field and held scoreless for the first time in his career.

- The Badgers averaged 11.4 turnovers per game last season, seventh-best in the country. Bo Ryan-coached teams account for three of the top four seasons in terms of fewest turnovers per game at UW.

- For the third season in a row, UW ranked among the top 10 in the country in fewest personal fouls. The Badgers



Zach Morley was named to the Big Ten all-tournament team after averaging 15.0 points in the Badgers' three games. He scored a career-high 23 points vs. Ohio State in the Big Ten tourney quarterfinals.

averaged 15.1 fouls per game, eighth-best in the country. They led the nation in that category in 2002-03 and were seventh in 2003-04.

- Wisconsin has won 12 games in its history on shots in the last second or as time ran out. Alando Tucker was responsible for two of those in a two-week span. His putback at the horn gave UW a 62-60 win over Indiana on March 1. Then he hit a running, off-balance 3-pointer vs. Iowa in the Big Ten tournament semifinals. That was named "Top Play of Championship Week" on ESPN's Sportscenter.

- Wisconsin was 6-0 last season in games decided by five points or less.

- The Badgers were 16-2 last season in games played during the week. They were 9-7 in weekend games.

- UW's starting frontcourt of Mike Wilkinson and Alando Tucker carried much of the scoring load for Wisconsin last season. The duo averaged a combined 29.5 points and 13.5 rebounds. UW was 13-4 last season when Wilkinson and Tucker combined for at least 30 points.

- On the season, Wisconsin's frontcourt accounted for 1406 of the Badgers' 2290 points (61.4 percent). In 2003-04, UW forwards accounted for just 45.4 percent of the scoring offense.

- Bo Ryan was one of 20 finalists named by the Atlanta Tipoff Club for the Naismith Coach of the Year Award.

- Nineteen of Wisconsin's 34 games last season came against teams ranked among the top 70 in the final RPI Ratings (UW was 13-6 against those teams). The Badgers played the seventh-toughest schedule in the country according to the RPI.

- The Badgers played a total of six games against Final Four teams last season, facing Illinois three times, Michigan State twice and North Carolina once.

- UW was the only team in the Big Ten to play three "true" road games against non-conference foes last season.

- UW's school-record 38-game home winning streak came to end on Jan. 25 when Illinois defeated UW, 75-65, at the Kohl Center. At the time, it was the longest Division I home winning streak in the country. The loss was also the first conference home loss for UW under Bo Ryan.

- Wisconsin is 37-2 under Bo Ryan in games in which at least four players score in double figures. The Badgers were 5-1 last season in such games, with the lone loss coming to North Carolina in the Elite Eight.

- In eight games last season against ranked opponents, Alando Tucker averaged 18.5 points while shooting .505 (52-103) from the field.

- Mike Wilkinson scored in double figures 25 times last season. In his career, UW was 68-12 when he scored at least 10 points.

- Wilkinson did not miss a game in his career (130 straight) and started the last 98 games in a row.

- In his only season as a point guard, senior Sharif Chambliss registered an assist-to-turnover ratio of 2.32. That is the sixth-best ratio in school history.

- Wisconsin shot 25 free throws vs. NC State. The Badgers were 8-1 last season when shooting at least 25 free throws and are 32-3 under Bo Ryan when doing so.

- Wisconsin returned only one player who started more than half its games last year (Mike Wilkinson). Every other team



Wisconsin has played in front of 36 consecutive sell-out crowds at the Kohl Center and has compiled a 58-3 home record under head coach Bo Ryan. Last year marked the first season of the Kohl Center's new scoreboard and ring beam.



Sharif Chambliss (left) and Clayton Hanson (right) combined to hit 115 3-pointers as Wisconsin set a school record with 250 treys as a team. The duo combined to make 23-of-50 (.460) 3-pointers in the NCAA tournament and Hanson was named to the Syracuse Regional All-Tournament team.

in the A.P. Top 25 returned at least two starters from the previous season.

- Five different Badgers (Wilkinson, Tucker, Chambliss, Morley and Taylor) scored at least 20 points in a game last season. The last time five different UW players scored at least 20 points in a game was 1995-96 (Sam Okey, Sean Daugherty, Darnell Hoskins, Sean Mason, Mosezell Peterson).

- Wisconsin gave up only 171 fast-break points last season, an average of 5.0 per game.

- UW finished second in the Big Ten in rebounding margin at +3.6. That is Wisconsin's biggest advantage since outrebounding opponents by 4.8 boards per game in 1979-80.

- The Badgers were 16-3 this season when outrebounding opponents and are 62-11 in such games under Bo Ryan.

- Wisconsin played three games against its in-state rivals in nine days. The Badgers defeated UW-Green Bay and

UWM at home and lost at Marquette. The four Division I schools in Wisconsin were a combined 87-38 (.696) and two of them, UW and UWM, advanced to the NCAA tournament Sweet 16.

- Fifteen of the Badgers' 34 games last season were televised nationally. UW's game against Illinois earned a 2.78 rating, making it the most-watched regular season college basketball game on ESPN in the last three seasons.

- For the second year in a row, all tickets for Wisconsin's home games were sold out prior to the start of the season. In 2003-04, the Badgers ranked sixth nationally (and tops in the Big Ten) in average attendance.

- The Badgers have played in front of sold-out crowds at the Kohl Center 36 games in a row. UW's average attendance of 17,142 was fifth-best in the country last year, behind only Syracuse, Kentucky, North Carolina and Louisville. For the third straight season, Wisconsin led the Big Ten in attendance.

Career Games Played

Player	GS	GP
Mike Wilkinson	98	130
Sharif Chambliss	73	113
Clayton Hanson	35	97
Andreas Helmigk	27	87
Ray Nixon	1	81
Alando Tucker	59	67
Zach Morley	24	65
Kammron Taylor	12	52
Michael Flowers	0	30
Brian Butch	0	27
Jason Chappell	0	22
Tanner Bronson	0	12
Greg Stiemsma	0	10

Consecutive Starts

Player	Starts
Mike Wilkinson	98
Clayton Hanson	34
Sharif Chambliss	30
Alando Tucker	7
Zach Morley	4

Double-Digit Scoring Games

Player	Career	2004-05	Cons.
Mike Wilkinson	80	26	3
Sharif Chambliss	65	12	0
Alando Tucker	50	24	3
Zach Morley	23	10	0
Clayton Hanson	13	8	1
Kammron Taylor	10	10	1
Brian Butch	3	3	0
Andreas Helmigk	2	0	0
Ray Nixon	1	1	0

20-Point Scoring Games

Player	Career	2004-05	Cons.
Mike Wilkinson	14	8	0
Alando Tucker	12	9	2
Sharif Chambliss	10	1	0
Kammron Taylor	3	3	0
Zach Morley	2	2	0

Starting Lineup Record

Lineup	Record
Tuck, Morl, Wilk, Hans, Cham	11-3
Tuck, Wilk, Helm, Hans, Cham	6-0
Tuck, Wilk, Helm, Hans, Tayl	2-1
Wilk, Helm, Hans, Tayl, Cham	2-0
Tuck, Wilk, Hans, Tayl, Cham	1-5
Nix, Morl, Wilk, Hans, Cham	1-0
Tuck, Morl, Wilk, Hans, Tayl	1-0
Morl, Wilk, Helm, Hans, Cham	1-0

2004-05 Season Results

**Record: 25-9 Overall, 11-5 Big Ten (3rd Place)
(15-1 Home, 5-6 Away, 5-2 Neutral, 3-5 vs. Ranked Teams)**

Date	Opp. (AP Rank)	W/L	Score	Att.	UW High Scorer	UW High Rebounder
Nov. 20	PENNSYLVANIA	W	77-44	17,142 - c	Wilkinson - 19	Wilkinson - 11
Nov. 23	UC SANTA BARBARA	W	72-61	17,142 - c	Hanson - 18	Tucker - 7 Morley - 7
Nov. 27	at Pepperdine	L	61-75	3,024	Tucker - 18	Wilkinson - 9
ACC-Big Ten Challenge (Kohl Center - Madison, Wis.)						
Nov. 30	MARYLAND (#12)	W	69-64	17,142 - c	Tucker - 27	Wilkinson - 8
Dec. 4	at Rutgers	W	70-62	8,079	Wilkinson - 26	Morley - 9
Dec. 7	UW-GREEN BAY	W	65-55	17,142 - c	Wilkinson - 18	Morley - 7
Dec. 11	at Marquette	L	54-63	18,611	Tucker - 13	Morley - 5 Hanson - 5 Butch - 5
Dec. 15	UW-MILWAUKEE	W	66-37	17,142 - c	Chambliss - 21	Wilkinson - 12
Dec. 23	UNC-GREENSBORO	W	85-53	17,142 - c	Tucker - 21	Tucker - 15
Dec. 27	WESTERN CAROLINA	W	89-49	17,142 - c	Tucker - 21	Tucker - 10
Dec. 29	ALABAMA (#18)	W	76-62	17,142 - c	Tucker - 21	Tucker - 7 Morley - 7
Jan. 5	at Purdue	W	77-68	7,925	Morley - 22	Morley - 7
Jan. 8	at Indiana	L	61-74	17,320 - c	Tucker - 22	Wilkinson - 11
Jan. 11	OHIO STATE	W	72-66	17,142 - c	Wilkinson - 29	Wilkinson - 10
Jan. 16	MICHIGAN STATE (#15)	W	62-59	17,142 - c	Hanson - 15	Morley - 8
Jan. 22	at Michigan	W	72-61	13,751	Wilkinson - 28	Wilkinson - 15
Jan. 25	ILLINOIS (#1)	L	65-75	17,142 - c	Tucker - 16	Tucker - 8
Jan. 29	at Penn State	W	76-50	9,142	Taylor - 20	Wilkinson - 9
Feb. 2	NORTHWESTERN	W	73-58	17,142 - c	Taylor - 18	Butch - 5 Morley - 5
Feb. 5	at Minnesota	L	50-60	14,244 - c	Wilkinson - 14	Wilkinson - 9
Feb. 9	IOWA	W	72-69	17,142 - c	Taylor - 26	Tucker - 8
Feb. 12	at Illinois (#1)	L	59-70	16,865 - c	Tucker - 24	Tucker - 8
Feb. 16	MICHIGAN	W	76-50	17,142 - c	Wilkinson - 22	Wilkinson - 9
Feb. 24	at Michigan State (#10)	L	64-77	14,759 - c	Tucker - 18	Wilkinson - 7
Feb. 27	at Ohio State	W	64-56	17,763	Tucker - 19	Tucker - 9
March 1	INDIANA	W	62-60	17,142 - c	Wilkinson - 28	Wilkinson - 9
March 5	PURDUE	W	64-52	17,142 - c	Wilkinson - 14 Tucker - 14	Morley - 6
2005 Big Ten Tournament (United Center - Chicago, Ill.)						
March 11	vs. No. 6 Ohio State	W	60-49	21,517	Morley - 23	Wilkinson - 8
March 12	vs. No. 7 Iowa	W	59-56	23,697	Tucker - 20	Morley - 6 Wilkinson - 6
March 13	vs. No. 1 Illinois (#1)	L	43-54	22,157	Tucker - 9	Wilkinson - 8
2005 NCAA Tournament 1st and 2nd Rounds (Ford Center - Oklahoma City, Okla.)						
March 18	vs. No. 11 Northern Iowa	W	57-52	18,567 - c	Taylor - 16	Wilkinson - 11
March 20	vs. No. 14 Bucknell	W	71-62	18,567 - c	Wilkinson - 23	Wilkinson - 9
2005 NCAA Tournament Regional Semifinals and Final (Carrier Dome - Syracuse, N.Y.)						
March 25	vs. No. 10 NC State	W	65-56	30,713	Tucker - 22	Morley - 8
March 20	vs. No. 1 North Carolina (#2)	L	82-88	30,123	Tucker - 25	Wilkinson - 7

Home games in CAPS

2004-05 Season Statistics

Overall: 25-9

Home: 15-1

Away: 5-6

Neutral: 5-2

Player	GP	GS	Min	Avg	TOTAL			3-PTS			FT	FTA	Pct	REBOUNDS					PF	FO	A	TO	Blk	Stl	Pts	Avg
					FG	FGA	Pct	3FG	FGA	Pct				Off	Def	Tot	Avg									
Tucker, Alando	31	30	983	31.7	162	334	.485	23	73	.315	125	183	.683	68	121	189	6.1	40	1	52	60	2	22	472	15.2	
Wilkinson, Mike	34	34	1081	31.8	179	349	.513	27	73	.370	101	148	.682	83	167	250	7.4	66	0	62	56	31	38	486	14.3	
Taylor, Kammron	34	12	816	24.0	85	224	.379	26	77	.338	89	116	.767	9	73	82	2.4	37	0	56	69	2	18	285	8.4	
Chambliss, Sharif	34	30	839	24.7	81	226	.358	60	154	.390	33	49	.673	4	78	82	2.4	65	1	95	41	0	20	255	7.5	
Morley, Zach	33	17	750	22.7	84	178	.472	28	56	.500	47	72	.653	29	127	156	4.7	70	0	58	53	5	27	243	7.4	
Hanson, Clayton	34	34	1019	30.0	73	169	.432	55	121	.455	19	31	.613	18	64	82	2.4	65	1	59	28	1	20	220	6.5	
Butch, Brian	27	0	261	9.7	35	83	.422	8	25	.320	20	34	.588	26	41	67	2.5	35	0	6	16	9	5	98	3.6	
Nixon, Ray	33	1	385	11.7	31	79	.392	17	42	.405	5	8	.625	12	26	38	1.2	57	1	19	18	5	6	84	2.5	
Helmigk, Andreas	34	12	296	8.7	34	82	.415	0	0	.000	14	24	.583	25	39	64	1.9	44	0	14	22	2	4	82	2.4	
Flowers, Michael	30	0	270	9.0	12	39	.308	6	17	.353	7	14	.500	13	34	47	1.6	22	0	15	17	2	16	37	1.2	
Stiemsma, Greg	10	0	27	2.7	5	6	.833	0	0	.000	1	2	.500	1	5	6	0.6	5	0	0	1	2	1	11	1.1	
Chappell, Jason	14	0	48	3.4	6	12	.500	0	1	.000	2	2	1.000	6	10	16	1.1	7	0	5	5	0	0	14	1.0	
Bronson, Tanner	12	0	16	1.3	1	5	.200	0	1	.000	0	0	.000	0	0	0	0.0	1	0	3	0	0	2	2	0.2	
Wade, Boo	1	0	9	9.0	0	3	.000	0	0	.000	1	2	.500	0	2	2	2.0	2	0	0	0	1	0	1	1.0	
TEAM														48	47	95	2.8	0				3				
Total	34		6800		788	1789	.440	250	640	.391	464	685	.677	342	834	1176	34.6	516	4	444	389	62	179	2290	67.4	
Opponents	34		6800		767	1805	.425	172	575	.299	341	504	.677	282	772	1054	31.0	658	-	397	404	99	190	2047	60.2	

SCORE BY PERIODS:	1st	2nd	OT	Total
Wisconsin	1082	1208	--	2290
Opponents	909	1138	--	2047

DEADBALL REBOUNDS:	OFF	DEF	TOTAL
Wisconsin	99	20	119
Opponents	65	10	75

Big Ten: 11-5

Home: 7-1

Away: 4-4

Player	GP	GS	Min	Avg	TOTAL			3-PTS			FT	FTA	Pct	REBOUNDS					PF	FO	A	TO	Blk	Stl	Pts	Avg
					FG	FGA	Pct	3FG	FGA	Pct				Off	Def	Tot	Avg									
Wilkinson, Mike	16	16	528	33.0	94	170	.553	14	35	.400	59	88	.670	48	78	126	7.9	34	0	30	21	16	14	261	16.3	
Tucker, Alando	13	12	400	30.8	64	131	.489	12	31	.387	44	58	.759	34	55	89	6.8	16	1	20	32	0	7	184	14.2	
Taylor, Kammron	16	8	444	27.8	47	123	.382	14	39	.359	59	75	.787	5	40	45	2.8	18	0	30	41	2	7	167	10.4	
Chambliss, Sharif	16	16	413	25.8	37	107	.346	25	69	.362	13	25	.520	2	36	38	2.4	33	1	43	19	0	5	112	7.0	
Hanson, Clayton	16	16	515	32.2	34	81	.420	25	56	.446	10	17	.588	8	32	40	2.5	40	1	31	16	0	12	103	6.4	
Morley, Zach	15	5	273	18.2	30	64	.469	11	18	.611	15	31	.484	10	42	52	3.5	27	0	20	22	2	8	86	5.7	
Butch, Brian	9	0	87	9.7	11	23	.478	3	8	.375	8	11	.727	7	13	20	2.2	13	0	2	8	2	2	33	3.7	
Nixon, Ray	16	1	207	12.9	17	48	.354	11	29	.379	3	4	.750	7	10	17	1.1	31	0	13	9	3	4	48	3.0	
Helmigk, Andreas	16	6	148	9.3	15	43	.349	0	0	.000	7	11	.636	9	20	29	1.8	17	0	8	11	1	4	37	2.3	
Chappell, Jason	7	0	22	3.1	4	8	.500	0	0	.000	2	2	1.000	5	4	9	1.3	6	0	3	1	0	0	10	1.4	
Flowers, Michael	15	0	143	9.5	7	17	.412	4	7	.571	3	4	.750	5	18	23	1.5	14	0	7	5	2	7	21	1.4	
Stiemsma, Greg	6	0	13	2.2	3	3	1.000	0	0	.000	1	2	.500	1	2	3	0.5	1	0	0	1	0	1	7	1.2	
Bronson, Tanner	5	0	7	1.4	0	3	.000	0	1	.000	0	0	.000	0	0	0	0.0	1	0	2	0	0	0	0	0.0	
TEAM														21	22	43	2.7	0			1					
Total	16		3200		363	821	.442	119	293	.406	224	328	.683	162	372	534	33.4	251	3	209	187	28	71	1069	66.8	
Opponents	16		3200		371	840	.442	83	262	.317	180	264	.682	137	347	484	30.3	305	-	193	170	43	91	1005	62.8	

SCORE BY PERIODS:	1st	2nd	OT	Total
Wisconsin	522	547	--	1069
Opponents	445	560	--	1005

DEADBALL REBOUNDS:	OFF	DEF	TOTAL
Wisconsin	45	11	56
Opponents	33	8	41

2004-05 Game-by-Game Statistics

	BADGER STARTERS	FG-FGA	PCT.	3P-3PA	PCT.	FT-FTA	PCT.	Reb. O-D-T	PF	A	TO	BK	ST	Final Score			
														1st	2nd	OT Final	
Wisconsin	Tuc, Wil, Hel, Han, Tay	24-47	.511	8-14	.571	21-28	.750	7-33-40	21	17	16	3	6	36	41	--	77
Penn		15-47	.319	5-20	.250	9-17	.529	3-20-23	29	11	18	1	11	20	24	--	44
Wisconsin	Tuc, Wil, Hel, Han, Tay	27-48	.563	8-18	.444	10-16	.625	8-20-28	12	17	11	1	4	34	38	--	72
UC Santa Barbara		25-51	.490	6-18	.333	5-7	.714	6-17-23	17	13	11	0	7	26	35	--	61
Wisconsin	Tuc, Wil, Hel, Han, Tay	21-51	.412	3-17	.176	16-23	.696	17-22-39	12	7	22	1	5	34	27	--	61
@ Pepperdine		28-58	.483	8-18	.444	11-14	.786	10-17-27	20	12	14	2	8	34	41	--	75
Wisconsin	Tuc, Mor, Wil, Han, Tay	22-55	.400	4-20	.200	21-30	.700	9-23-32	17	9	12	5	10	38	31	--	69
Maryland		26-61	.426	5-16	.313	7-13	.538	13-28-41	24	15	18	4	6	32	32	--	64
Wisconsin	Tuc, Mor, Wil, Han, Cha	25-51	.490	11-26	.423	9-17	.529	8-27-35	19	16	12	3	6	29	41	--	70
@ Rutgers		24-57	.421	4-16	.250	10-18	.556	11-25-36	20	11	10	4	4	23	39	--	62
Wisconsin	Tuc, Mor, Wil, Han, Cha	23-50	.460	4-19	.211	15-23	.652	11-20-31	14	12	11	0	6	35	30	--	65
UW-Green Bay		21-46	.457	6-13	.462	7-11	.636	5-20-25	23	10	14	3	6	21	34	--	55
Wisconsin	Tuc, Mor, Wil, Han, Cha	18-52	.346	10-22	.455	8-13	.615	4-24-28	17	7	10	1	8	23	31	--	54
@ Marquette		21-57	.368	8-25	.320	13-17	.765	14-30-44	16	8	11	4	2	34	29	--	63
Wisconsin	Tuc, Mor, Wil, Han, Cha	22-58	.379	7-18	.389	15-21	.714	13-32-45	14	10	12	4	8	25	41	--	66
UW-Milwaukee		14-55	.255	4-21	.190	5-7	.714	10-26-36	22	6	17	4	5	14	23	--	37
Wisconsin	Tuc, Mor, Wil, Han, Cha	32-65	.492	8-21	.381	13-30	.433	22-28-50	14	22	15	2	9	29	56	--	85
UNC-Greensboro		21-49	.429	0-8	.000	11-21	.524	5-18-23	21	10	20	1	8	22	31	--	53
Wisconsin	Tuc, Mor, Wil, Han, Cha	34-76	.447	8-20	.400	13-20	.650	19-34-53	16	16	9	4	11	40	49	--	89
Western Carolina		19-55	.345	2-14	.143	9-16	.563	7-26-33	20	12	21	1	5	20	29	--	49
Wisconsin	Tuc, Mor, Wil, Han, Cha	26-52	.500	11-22	.500	13-20	.650	4-25-29	14	15	5	2	4	33	43	--	76
Alabama		24-54	.444	5-15	.333	9-13	.692	6-27-33	19	7	10	5	3	23	39	--	62
Wisconsin	Tuc, Mor, Wil, Han, Cha	24-50	.480	14-22	.636	15-22	.682	7-22-29	14	19	12	2	2	30	47	--	77
@ Purdue		29-54	.537	1-9	.111	9-17	.529	6-21-27	18	19	9	4	3	26	42	--	68
Wisconsin	Tuc, Mor, Wil, Han, Cha	16-45	.356	3-18	.167	26-32	.813	12-22-34	27	5	18	0	3	20	41	--	61
@ Indiana		23-47	.489	5-14	.357	23-32	.719	7-21-28	23	9	9	3	5	34	40	--	74
Wisconsin	Nix, Mor, Wil, Han, Cha	26-54	.481	4-11	.364	16-24	.667	6-28-34	14	13	9	3	4	31	41	--	72
Ohio State		27-64	.422	7-23	.304	5-9	.556	11-24-35	23	12	10	1	4	26	40	--	66
Wisconsin	Tuc, Mor, Wil, Han, Cha	21-55	.382	12-28	.429	8-13	.615	9-25-34	14	16	9	2	3	28	34	--	62
Michigan State		24-57	.421	5-17	.294	6-11	.545	11-27-38	17	10	10	0	5	32	27	--	59
Wisconsin	Tuc, Wil, Hel, Han, Cha	22-55	.400	2-10	.200	26-33	.788	15-32-47	18	10	14	1	4	37	35	--	72
@ Michigan		22-60	.367	5-17	.294	12-19	.632	9-23-32	25	12	10	9	6	32	29	--	61
Wisconsin	Tuc, Wil, Tay, Han, Cha	25-54	.463	10-24	.417	5-12	.417	8-22-30	15	14	13	3	4	33	32	--	65
Illinois		25-54	.463	8-15	.533	17-20	.850	7-26-33	15	17	10	4	9	35	40	--	75
Wisconsin	Hel, Wil, Tay, Han, Cha	31-58	.534	8-18	.444	6-12	.500	10-23-33	19	17	6	4	6	41	35	--	76
@ Penn State		18-51	.353	4-14	.286	10-15	.667	13-19-32	17	8	13	0	4	25	25	--	50
Wisconsin	Hel, Wil, Tay, Han, Cha	23-48	.479	10-22	.455	17-23	.739	8-17-25	13	16	11	1	10	42	31	--	73
Northwestern		21-41	.512	6-14	.429	10-18	.556	7-19-26	23	12	16	1	5	26	32	--	58
Wisconsin	Tuc, Wil, Tay, Han, Cha	19-58	.328	6-22	.273	6-6	1.000	15-25-40	14	10	17	3	3	24	26	--	50
@ Minnesota		25-55	.455	2-13	.154	8-12	.667	8-24-32	11	12	11	5	9	22	38	--	60
Wisconsin	Tuc, Wil, Hel, Han, Cha	20-43	.465	5-11	.455	27-35	.771	7-27-34	17	5	8	4	1	34	38	--	72
Iowa		27-60	.450	8-21	.381	7-14	.500	11-20-31	27	12	6	3	4	34	35	--	69
Wisconsin	Tuc, Wil, Tay, Han, Cha	22-47	.468	8-19	.421	7-16	.438	8-17-25	16	10	14	1	7	26	33	--	59
@ Illinois		22-48	.458	8-18	.444	18-19	.947	8-21-29	15	11	11	1	9	27	43	--	70
Wisconsin	Tuc, Wil, Hel, Han, Cha	27-56	.482	8-17	.471	14-24	.583	15-24-39	12	20	7	2	8	37	39	--	76
Michigan		18-49	.367	5-18	.278	9-12	.750	8-20-28	16	10	14	4	3	17	33	--	50
Wisconsin	Tuc, Wil, Tay, Han, Cha	23-55	.418	6-14	.429	12-15	.800	10-16-26	22	16	10	1	4	25	39	--	64
@ Michigan State		28-50	.560	4-14	.286	17-23	.739	10-24-34	17	19	10	2	6	33	44	--	77
Wisconsin	Tuc, Wil, Hel, Han, Cha	24-48	.500	8-15	.533	8-14	.571	9-28-37	13	15	17	0	4	37	27	--	64
@ Ohio State		20-50	.400	5-22	.227	11-15	.733	5-19-24	17	11	12	1	7	27	29	--	56
Wisconsin	Tuc, Wil, Tay, Han, Cha	20-49	.408	6-20	.300	16-27	.593	10-22-32	11	10	8	1	6	37	25	--	62
Indiana		23-52	.442	5-17	.294	9-17	.529	11-24-35	22	11	10	3	5	30	30	--	60
Wisconsin	Wil, Mor, Hel, Han, Cha	20-46	.435	9-22	.409	15-20	.750	13-22-35	12	13	14	0	2	40	24	--	64
Purdue		19-48	.396	5-16	.313	9-11	.750	5-15-20	19	8	9	2	7	19	33	--	52
Wisconsin	Tuc, Wil, Hel, Han, Cha	22-56	.393	2-12	.167	14-19	.737	11-30-41	10	8	9	2	6	29	31	--	60
vs. Ohio State		21-61	.344	2-20	.100	5-6	.833	10-26-36	16	11	11	1	6	18	31	--	49
Wisconsin	Tuc, Wil, Hel, Han, Cha	23-56	.411	7-22	.318	6-12	.500	11-20-31	17	16	6	1	8	27	32	--	59
vs. Iowa		20-44	.455	4-17	.235	12-15	.800	7-25-32	16	13	13	6	2	26	30	--	56

2004-05 SEASON REVIEW

Wisconsin vs. Illinois	Tuc, Wil, Tay, Han, Cha	14-54	.259	7-19	.368	8-8	1.000	9-27-36	12	11	7	2	2	18	25	--	43
		19-53	.358	7-22	.318	9-12	.750	9-31-40	11	13	6	6	3	26	28	--	54
Wisconsin vs. Northern Iowa	Tuc, Mor, Wil, Han, Cha	20-48	.417	11-26	.423	6-10	.600	5-25-30	13	14	8	2	3	30	27	--	57
		22-53	.415	4-17	.235	4-8	.500	8-27-35	15	8	8	2	4	22	30	--	52
Wisconsin vs. Bucknell	Tuc, Mor, Wil, Han, Cha	21-46	.457	7-17	.412	22-29	.759	8-22-30	12	14	7	1	5	35	36	--	71
		23-50	.460	5-15	.333	11-14	.786	7-22-29	24	13	10	2	4	29	33	--	62
Wisconsin vs. NC State	Tuc, Mor, Wil, Han, Cha	21-42	.500	4-10	.400	19-25	.760	4-31-35	14	7	18	0	2	21	44	--	65
		19-50	.380	9-22	.409	9-13	.692	2-19-21	25	12	13	5	10	30	26	--	56
Wisconsin vs. North Carolina	Tuc, Mor, Wil, Han, Cha	30-61	.492	11-24	.458	11-13	.846	10-19-29	17	17	12	0	5	44	38	--	82
		34-64	.531	5-16	.313	15-18	.833	12-21-33	15	19	9	5	5	44	44	--	88

2004-05 Team Highs/Lows

Wisconsin Highs

POINTS: 89 vs. W. Carolina (12/27/04)
FIELD GOALS MADE: 34 vs. W. Carolina (12/27/04)
FIELD GOAL ATTEMPTS: 76 vs. W. Carolina (12/27/04)
FIELD GOAL PCT.: .563 (27-48) vs. UCSB (11/23/04)
3-PT FIELD GOALS MADE: 14 at Purdue (1/5/05)
3-PT FG ATTEMPTS: 28 vs. Michigan State (1/15/05)
3-PT FG PCT.: .636 (14-22) at Purdue (1/5/05)
FREE THROWS MADE: 27 vs. Iowa (2/9/05)
FREE THROW ATTEMPTS: 35 vs. Iowa (2/9/05)
FREE THROW PCT.: 1.000 vs. Illinois (8-8) (3/13/05) and at Minnesota (6-6) (2/5/05)
REBOUNDS: 53 vs. W. Carolina (12/27/04)
ASSISTS: 22 vs. UNC Greensboro (12/23/04)
STEALS: 11 vs. W. Carolina (12/27/04)
BLOCKED SHOTS: 5 vs. Maryland (11/30/04)
TURNOVERS: 22 at Pepperdine (11/27/04)
FOULS: 27 at Indiana (1/8/05)

Wisconsin Lows

POINTS: 43 vs. Illinois (3/13/05)
FIELD GOALS MADE: 14 vs. Illinois (3/13/05)
FIELD GOAL ATTEMPTS: 42 vs. NC State (3/25/05)
FIELD GOAL PCT.: .259 (14-54) vs. Illinois (3/13/05)
3-PT FIELD GOALS MADE: 2 at Michigan (1/22/05) and vs. Ohio State (3/11/05)
3-PT FG ATTEMPTS: 10 at Michigan (1/22/05) and vs. NC State (3/25/05)
3-PT FG PCT.: .167 at Indiana (3-18) (1/8/05) and vs. Ohio State (2-12) (3/11/05)
FREE THROWS MADE: 5 vs. Illinois (1/25/05)
FREE THROW ATTEMPTS: 6 at Minnesota (2/5/05)
FREE THROW PCT.: .417 (5-12) vs. Illinois (1/25/05)
REBOUNDS: 25 vs. Northwestern (2/2/05) and at Illinois (2/12/05)
ASSISTS: 5 at Indiana (1/8/05) and vs. Iowa (2/9/05)
STEALS: 1 vs. Iowa (2/9/05)
BLOCKED SHOTS: 0, six times, MR: vs. North Carolina (3/27/05)
TURNOVERS: 5 vs. Alabama (12/29/04)
FOULS: 10 vs. Ohio State (3/11/05)

Opponent Highs

POINTS: 88 vs. North Carolina (3/27/05)
FIELD GOALS MADE: 34 vs. North Carolina (3/27/05)
FIELD GOAL ATTEMPTS: 64 vs. Ohio State (1/11/05) and vs. North Carolina (3/27/05)
FIELD GOAL PCT.: .560 (28-50) at Michigan State (2/25/05)
3-PT FIELD GOALS MADE: 9 vs. NC State (3/25/05)
3-PT FG ATTEMPTS: 25 at Marquette (12/11/04)
3-PT FG PCT.: .533 (8-15) vs. Illinois (1/25/05)
FREE THROWS MADE: 23 at Indiana (1/8/05)
FREE THROW ATTEMPTS: 32 at Indiana (1/8/05)
FREE THROW PCT.: .947 (18-19) at Illinois (2/12/05)
REBOUNDS: 44 at Marquette (12/11/04)
ASSISTS: 19, three times, MR: vs. North Carolina (3/27/05)
STEALS: 11 vs. Penn (11/20/04)
BLOCKED SHOTS: 9 at Michigan (1/22/05)
TURNOVERS: 21 vs. W. Carolina (12/27/04)
FOULS: 29 vs. Penn (11/20/04)

Opponent Lows

POINTS: 37 vs. UW-Milwaukee (12/15/04)
FIELD GOALS MADE: 14 vs. UW-Milwaukee (12/15/04)
FIELD GOAL ATTEMPTS: 41 vs. Northwestern (2/2/05)
FIELD GOAL PCT.: .255 (14-55) vs. UW-Milwaukee (12/15/04)
3-PT FIELD GOALS MADE: 0 vs. UNC Greensboro (12/23/04)
3-PT FG ATTEMPTS: 8 vs. UNC Greensboro (12/23/04)
3-PT FG PCT.: .000 (0-8) vs. UNC Greensboro (12/23/04)
FREE THROWS MADE: 4 vs. Northern Iowa (3/18/05)
FREE THROW ATTEMPTS: 6 vs. Ohio State (3/11/05)
FREE THROW PCT.: .500 (7-14) vs. Iowa (2/9/05) and (4-8) vs. Northern Iowa (3/18/05)
REBOUNDS: 20 vs. Purdue (3/5/05)
ASSISTS: 6 vs. UW-Milwaukee (12/15/04)
STEALS: 2 at Marquette (12/11/04) and vs. Iowa (3/12/05)
BLOCKED SHOTS: 0, three times, MR: at Penn State (1/29/05)
TURNOVERS: 6 vs. Iowa (2/9/05) and vs. Illinois (3/13/05)
FOULS: 11 at Minnesota (2/5/05) and vs. Illinois (3/13/05)

2004-05 Individual Superlatives

	WISCONSIN	OPPONENTS
Points	29, Mike Wilkinson vs. Ohio State (1/11/05)	32, Vincent Greer, Minnesota (2/5/05)
Field Goals	12, Mike Wilkinson vs. Ohio State (1/11/05)	14, Vincent Greer, Minnesota (2/5/05)
Field Goal Attempts	18, Mike Wilkinson vs. Ohio State (1/11/05) 18, Alando Tucker at Illinois (2/12/05)	22, Bracey Wright, Indiana (1/8/05)
FG Pct. (5 made)	.857 (6-7), Zach Morley vs. Bucknell (3/20/05)	1.000 (10-10), Alan Anderson, Mich. St. (2/24/05)
3-Point FG	6, Zach Morley at Purdue (1/5/05)	5, Travis Diener, Marquette (12/11/04) 5, Jeff Horner, Iowa (2/9/05)
3-Pt. FG Pct. (3 made)	1.000 (3-3), Mike Wilkinson vs. Penn (11/20/04)	1.000 (3-3), Casey Cook, UCSB (11/23/04)
Free Throws Made	15, Alando Tucker vs. Bucknell (3/20/05)	12, Luther Head, Illinois (2/12/05)
Free Throw Attempts	18, Alando Tucker vs. Bucknell (3/20/05)	13, Luther Head, Illinois (2/12/05)
FT Pct. (6 made)	1.000 (9-9), Alando Tucker at Indiana (1/8/05) 1.000 (8-8), Sharif Chambliss vs. UWM (12/15/04) 1.000 (9-9), Alando Tucker at Mich. St. (2/24/05) 1.000 (6-6), Zach Morley vs. Iowa (3/12/05) 1.000 (6-6), Mike Wilkinson vs. Illinois (3/13/05)	1.000 (7-7), Alan Anderson, Mich. St. (2/24/05) 1.000 (6-6), Luther Head, Illinois (1/25/05) 1.000 (6-6), Maurice Ager, Mich. St. (2/24/05) 1.000 (6-6), Raymond Felton, UNC (3/27/05)
Rebounds	15, Alando Tucker vs. UNC Greens. (12/23/04) 15, Mike Wilkinson at Michigan (1/22/05)	15, Marcus Jackson, Marquette (12/11/04)
Assists	9, Sharif Chambliss vs. UNC Greens. (12/23/04)	8, John Gilchrest, Maryland (11/30/04)
Blocked Shots	4, Mike Wilkinson vs. Iowa (2/9/05)	5, Brent Petway, Michigan (1/22/05)
Steals	4, Sharif Chambliss vs. W. Carolina (12/27/04)	5, Ibrahim Jaaber, Penn (11/20/04)
Minutes Played	39, Kammron Taylor vs. Northwestern (2/2/05) 39, Alando Tucker vs. NC State (3/25/05) 39, Mike Wilkinson vs. North Carolina (3/27/05)	40, Jeff Horner, Iowa (2/9/05) 40, Dion Harris, Michigan (2/16/05) 40, Engin Astur, NC State (3/25/05)

2004-05 Season Boxscores

**Wisconsin 77,
Penn 44**

(Nov. 20, Kohl Center - 17,142)

UW	MP	FG	3P	FT	R	F	A	TO	TP
Tucker	28	2-7	0-1	4-6	3	1	1	1	8
Wilkinson	29	6-9	3-3	4-4	11	1	1	2	19
Helmigk	19	2-5	0-0	1-2	4	3	1	2	5
Hanson	27	2-5	1-3	2-2	5	2	3	1	7
Taylor	28	1-2	0-0	5-5	6	2	1	3	7
Chambliss	13	1-3	1-3	0-0	1	0	0	1	3
Nixon	9	3-3	2-2	0-0	2	5	1	0	8
Bronson	2	0-0	0-0	0-0	0	0	0	0	0
Flowers	10	0-0	0-0	3-6	1	3	3	2	3
Butch	15	4-9	0-1	2-3	4	2	0	2	10
Morley	20	3-4	1-1	0-0	3	2	6	2	7
TOTALS	200	24-47	8-14	21-28	40	21	17	16	77
		(.511)	(.571)	(.750)					

Blocks (3): Wilkinson 1, Hanson 1, Nixon 1**Steals (6):** Taylor 2, Flowers 2, Morley 2

Penn	MP	FG	3P	FT	R	F	A	TO	TP
Danley	26	4-6	0-0	2-6	3	3	1	1	10
Fikiel	16	2-4	0-0	1-2	1	3	1	1	5
Jaaber	29	1-10	1-6	0-2	1	5	3	2	3
Osmndsn	23	0-5	0-2	2-2	1	4	0	1	2
Begley	36	5-10	3-7	2-2	8	2	5	3	15
Kach	14	1-3	1-3	0-0	2	2	0	2	3
Whitehurst	5	0-2	0-2	0-0	0	2	0	1	0
Gill	2	0-0	0-0	0-0	0	1	0	0	0
Zoller	13	1-3	0-0	0-0	0	3	0	2	2
Ebede	11	1-2	0-0	1-1	2	1	1	1	3
Pettinella	12	0-0	0-0	1-2	3	2	0	4	1
Heil	11	0-2	0-0	0-0	1	1	0	0	0
Majette	2	0-0	0-0	0-0	0	0	0	0	0
TEAM									1
TOTALS	200	15-47	5-20	9-17	23	29	11	18	44
		(.319)	(.250)	(.529)					

Blocks (1): Jaaber 1**Steals (11):** Jaaber 5, Pettinella 2, Danley 1, Begley 1, Zoller 1, Ebede 1**Halftime:** Wisconsin 36, Penn 20**Officials:** Greenwood, Hughes, McDonald**Game Notes****Key Plays**

- Holding a slim 14-11 advantage with just over eight minutes left in the first half, Sharif Chambliss hits a 3-pointer to spark a 10-0 Wisconsin run over the next four minutes for a 24-11 lead.

Key Stats

- The Badgers limit Penn to 31.9 percent shooting from the field.
- UW forced the Quakers into 29 fouls.

Notables

- The Badgers improved to 80-27 all-time in season openers and 6-0 all-time against Penn.

**Wisconsin 72,
UC-Santa Barbara 61**

(Nov. 23, Kohl Center - 17,142)

UW	MP	FG	3P	FT	R	F	A	TO	TP
Tucker	36	7-11	0-1	2-5	7	0	2	1	16
Wilkinson	30	2-5	0-0	2-3	2	0	1	3	6
Helmigk	13	1-2	0-0	0-0	1	2	2	1	2
Hanson	24	7-9	4-6	0-1	1	2	2	1	18
Taylor	26	4-5	0-1	0-1	3	2	2	2	8
Chambliss	11	0-3	0-2	0-0	1	1	4	0	0
Nixon	16	0-3	0-2	0-0	2	0	2	0	0
Flowers	6	0-0	0-0	0-0	1	0	0	2	0
Butch	12	2-3	0-0	4-4	1	2	1	0	8
Morley	26	4-7	4-6	2-2	7	2	1	1	14
TEAM									2
TOTALS	200	27-48	8-18	10-16	28	12	17	11	72
		(.563)	(.444)	(.625)					

Blocks (1): Wilkinson 1**Steals (4):** Wilkinson 2, Tucker 1, Morley 1

UCSB	MP	FG	3P	FT	R	F	A	TO	TP
Cook	37	8-11	3-3	2-4	6	3	0	2	21
Turner	21	2-2	0-0	1-1	6	5	1	2	5
Davis	32	4-12	0-2	2-2	4	2	1	0	10
See	24	0-6	0-6	0-0	1	2	3	1	0
Oliver	31	3-7	1-3	0-0	3	1	5	4	7
Rasp	12	3-3	1-1	0-0	0	0	1	1	7
Harris	18	3-4	1-1	0-0	1	2	2	1	7
Chambers	7	1-5	0-2	0-0	0	1	0	0	2
Moore	18	1-1	0-0	0-0	1	1	0	0	2
TEAM									1
TOTALS	200	25-51	6-18	5-7	23	17	13	11	61
		(.490)	(.333)	(.714)					

Blocks (0):**Steals (7):** Davis 3, Oliver 2, Turner 1, Harris 1**Halftime:** Wisconsin 34, UCSB 26**Officials:** Hillary, Eades, Bracco**Game Notes****Key Plays**

- Leading 63-56 with 4:29 remaining, Clayton Hanson is able to distance UW from the Gauchos when he hits a 3-pointer followed by another jumper to put the Badgers up 68-56.

Key Stats

- The Badgers shoot 56.3 percent from the field, their best shooting percentage in a game since Feb. 1, 2003.
- Zach Morley hits four 3-pointers in the first half, while Clayton Hanson hits four in the second half.

Notables

- Senior forward Zach Morley hit each of his first four shots, all from 3-point range.
- Senior guard Clayton Hanson scored 16 of his career-high 18 points in the second half.

**Pepperdine 75,
Wisconsin 61**

(Nov. 27, Firestone Fieldhouse - 3,024)

UW	MP	FG	3P	FT	R	F	A	TO	TP
Tucker	27	9-11	0-1	0-1	7	2	1	3	18
Wilkinson	29	2-4	0-0	2-2	9	2	4	7	6
Helmigk	9	1-2	0-0	1-1	2	1	0	2	3
Hanson	28	2-6	2-3	2-2	3	1	0	3	8
Taylor	32	3-11	0-4	9-12	4	0	2	1	15
Chambliss	8	0-3	0-2	0-0	0	2	0	0	0
Nixon	14	0-1	0-1	0-0	2	1	0	3	0
Flowers	13	1-3	0-2	1-2	2	0	0	1	3
Butch	12	1-3	0-2	1-3	2	2	0	0	3
Morley	28	2-7	1-2	0-0	4	1	0	2	5
TEAM									4
TOTALS	200	21-51	3-17	16-23	39	12	7	22	61
		(.412)	(.176)	(.696)					

Blocks (1): Wilkinson 1**Steals (5):** Wilkinson 3, Flowers 1, Hanson 1

Pepp.	MP	FG	3P	FT	R	F	A	TO	TP
McGowan	36	12-21	4-8	1-2	3	2	0	0	29
Diawara	27	4-8	0-1	0-0	3	3	2	3	8
Pinegar	27	3-5	2-3	0-0	3	3	0	0	8
Acker	37	6-16	1-3	4-4	9	1	7	1	17
Lea	25	2-3	0-0	2-4	1	2	1	4	6
Forehan	1	0-0	0-0	2-2	0	0	0	2	2
Costain	13	1-3	1-2	2-2	0	1	1	3	5
Jarbo	13	0-1	0-0	0-0	1	2	1	0	0
Grubb	1	0-0	0-0	0-0	0	1	0	0	0
Turner	1	0-0	0-0	0-0	0	0	0	0	0
Griffin	3	0-1	0-1	0-0	0	1	0	0	0
Horning	4	0-0	0-0	0-0	1	1	0	0	0
Hicks	11	0-0	0-0	0-0	4	3	0	0	0
Henry	1	0-0	0-0	0-0	0	0	0	0	0
TEAM									2
TOTALS	200	28-58	8-18	11-14	27	20	12	14	75
		(.483)	(.444)	(.786)					

Blocks (2): Pinegar 1, Hicks 1**Steals (8):** Pinegar 3, McGowan 1, Diawara 1, Lea 1, Jarbo 1, Hicks 1**Halftime:** Wisconsin 34, Pepperdine 34**Officials:** Reischling, Scyphers, Ditty**Game Notes****Key Plays**

- Game was tied 34-34 at halftime, when Pepperdine opens second half on a 25-4 run to take a 59-38 lead.

Key Stats

- UW makes just 8-of-25 shots (32 percent) in the second half after shooting 50 percent (13-of-26) in the first half.

Notables

- Glen McGowan scores 19 of his game-high 29 points in the second half.

**Wisconsin 69,
Maryland 64**

(Nov. 30, Kohl Center - 17,142)

UW	MP	FG	3P	FT	R	F	A	TO	TP
Tucker	37	8-14	0-2	11-15	2	1	2	2	27
Morley	30	2-6	0-1	8-10	7	3	0	1	12
Wilkinson	30	2-7	0-2	0-1	8	1	2	2	4
Hanson	26	0-3	0-3	0-0	3	0	1	1	0
Taylor	12	0-3	0-2	0-0	0	4	0	2	0
Chambliss	26	5-12	3-6	2-4	3	3	3	3	15
Nixon	14	2-3	1-1	0-0	2	1	0	0	5
Helmigk	6	1-1	0-0	0-0	1	2	0	0	2
Flowers	6	0-2	0-1	0-0	1	0	0	1	0
Butch	13	2-4	0-2	0-0	4	0	1	0	4
TEAM									1
TOTALS	200	22-55	4-20	21-30	32	17	9	12	69
		(.400)	(.200)	(.700)					

Blocks (5): Wilkinson 3, Butch 2
Steals (10): Chambliss 3, Tucker 2, Morley 1, Wilkinson 1, Hanson 1, Flowers 1, Butch 1

Maryland	MP	FG	3P	FT	R	F	A	TO	TP
Garrison	33	4-8	1-2	2-2	7	2	1	1	11
Caner-Med	24	2-9	1-2	2-2	4	4	2	6	7
Ibekwe	33	10-13	0-0	1-3	12	5	0	4	21
Gilchrist	38	2-14	1-7	1-4	5	2	8	2	6
McCray	27	6-8	2-3	0-0	2	5	2	4	14
Strawberry	24	1-4	0-0	0-0	1	3	2	0	2
Gist	9	0-0	0-0	1-2	1	3	0	0	1
Jones	10	1-5	0-2	0-0	3	0	0	1	2
Bowers	2	0-0	0-0	0-0	0	0	0	0	0
TEAM									6
TOTALS	200	26-61	5-16	7-13	41	24	15	18	64
		(.426)	(.313)	(.538)					

Blocks (4): Ibekwe 2, Garrison 1, Gist 1
Steals (6): Gilchrist 2, McCray 2, Ibekwe 1, Jones 1
Halftime: Wisconsin 38, Maryland 32
Officials: Hightower, O'Neill, Sanzere

Game Notes

Key Plays

• UW's Sharif Chambliss steals the ball from Nik Caner-Medley as he goes up for a potential game-tying 3-point attempt with four seconds remaining.

Key Stats

• UW's bench outscores Maryland's 26-5.
 • Alando Tucker scores 20 of his career-high 27 points in the first half.

Notables

• The Badgers improve to 2-4 all-time in ACC/Big Ten Challenge games.
 • Bo Ryan coaches his 100th game as UW head coach. His 71-29 record through 100 games is the second-best start in school history, trailing only Walter Meanwell (1912-17) who went 91-9 in his first 100 games.

**Wisconsin 70,
Rutgers 62**

(Dec. 4, Louis Brown Ath. Cen. - 8,079)

UW	MP	FG	3P	FT	R	F	A	TO	TP
Tucker	37	2-7	0-3	1-2	4	2	2	0	5
Morley	26	3-6	1-2	1-3	9	3	3	3	8
Wilkinson	36	10-14	3-5	3-7	6	1	1	2	26
Chambliss	17	5-7	4-6	0-0	3	3	2	1	14
Hanson	30	2-4	2-4	0-0	0	2	5	1	6
Nixon	10	0-2	0-1	0-0	2	3	0	1	0
Helmigk	5	0-0	0-0	0-0	0	2	0	0	0
Flowers	4	0-0	0-0	0-0	0	0	0	0	0
Taylor	21	3-6	1-3	2-3	2	1	3	2	9
Butch	14	0-5	0-2	2-2	5	2	0	2	2
TEAM									4
TOTALS	200	25-51	11-26	9-17	35	19	16	12	70
		(.490)	(.423)	(.529)					

Blocks (3): Butch 2, Wilkinson 1
Steals (6): Wilkinson 3, Tucker 2, Nixon 1

Rutgers	MP	FG	3P	FT	R	F	A	TO	TP
Bailey	30	8-10	0-0	4-5	5	4	0	2	20
Joynes	20	0-1	0-0	1-2	5	4	0	2	1
Webb	38	3-7	1-3	1-2	10	2	3	1	8
Shields	33	5-19	0-6	2-2	6	3	3	1	12
Douby	36	7-14	3-6	2-5	2	2	4	1	19
Wiggan	20	1-4	0-1	0-0	4	2	1	0	2
Waterstradt	6	0-1	0-0	0-2	0	0	1	1	0
Inglis	17	0-1	0-0	0-0	1	2	0	2	0
TEAM									3
TOTALS	200	24-57	4-16	10-18	36	20	11	10	62
		(.421)	(.250)	(.556)					

Blocks (4): Douby 2, Joynes 1, Wiggan 1
Steals (4): Joynes 1, Shields 1, Douby 1, Inglis 1
Halftime: Wisconsin 29, Rutgers 23
Officials: Corbett, Connely, Welmer

Game Notes

Key Plays

• Mike Wilkinson scores 12 consecutive points for Wisconsin during a span of 2:41 in the second half, the final points coming on a 3-pointer that put the Badgers ahead 61-51 with 5:57 remaining. Rutgers doesn't get closer than seven points the rest of the way.

Key Stats

• Wisconsin shoots a sizzling .609 (14-23) from the field in the second half, including .545 (6-11) from 3-point range.
 • Mike Wilkinson, Sharif Chambliss, Clayton Hanson and Zach Morley combined to make 10-of-17 (.588) 3-pointers.

Notables

• Mike Wilkinson's 26 points are a career high.
 • Rutgers scores the first points of the game but Wisconsin scores the next 11 points and the Scarlet Knights never lead again.

**Wisconsin 65,
UW-Green Bay 55**

(Dec. 7, Kohl Center - 17,142)

UW	MP	FG	3P	FT	R	F	A	TO	TP
Tucker	32	6-11	0-1	4-8	5	1	1	3	16
Morley	26	3-6	1-4	0-0	7	4	3	3	7
Wilkinson	29	7-14	1-4	3-5	6	0	1	0	18
Hanson	27	0-2	0-1	0-0	2	1	0	0	0
Chambliss	30	4-6	2-3	3-4	1	2	3	0	13
Taylor	17	0-2	0-2	0-0	0	0	1	3	0
Nixon	13	0-2	0-1	2-2	1	0	0	0	2
Helmigk	10	3-4	0-0	3-4	6	2	0	1	9
Flowers	6	0-1	0-1	0-0	1	3	0	0	0
Butch	6	0-1	0-1	0-0	1	1	0	0	0
Bronson	0+	0-0	0-0	0-0	0	0	0	0	0
TEAM									1
TOTALS	200	23-50	4-19	15-23	31	14	12	11	65
		(.460)	(.211)	(.652)					

Blocks (0):
Steals (6): Hanson 3, Taylor 2, Tucker 1

UWGB	MP	FG	3P	FT	R	F	A	TO	TP
Koenig	20	2-3	1-1	0-1	2	3	1	0	5
Lawrence	30	4-7	1-1	1-2	6	3	1	0	10
Evanochko	35	2-7	0-1	2-2	4	4	2	2	6
Rohde	37	2-7	2-4	0-0	1	2	3	4	6
Mendiburu	33	3-7	1-3	3-4	1	3	2	4	10
Flores	14	4-8	0-2	0-0	3	5	0	1	8
Evans	12	2-4	1-1	0-0	3	2	1	0	5
Morris	19	2-3	0-0	1-2	4	1	0	2	5
TEAM									1
TOTALS	200	21-46	6-13	7-11	25	23	10	14	55
		(.457)	(.462)	(.636)					

Blocks (3): Morris 2, Lawrence 1
Steals (6): Lawrence 1, Evanochko 1, Mendiburu 1, Flores 1, Evans 1, Morris 1

Halftime: Wisconsin 35, UW-Green Bay 21
Officials: Hightower, Sanzere, Collins

Game Notes

Key Plays

• UW opens the game on a 12-0 run.
 • After the Phoenix close to within 16-9, the Badgers go on a 16-2 run over the next 6:37 to go ahead 32-11.

Key Stats

• Wisconsin hits 13 of its first 22 shots from the field while the Phoenix make just 5 of their first 18 field goal attempts.
 • The Badgers turn 14 UWGB turnovers into 20 points.

Notables

• The Badgers improve to 11-0 all-time vs. UWGB and 18-1 in its last 19 games against in-state rivals UWGB, UW-Milwaukee and Marquette.
 • The victory increases the Badgers' home winning streak to 32 games, the longest in the nation.

**Marquette 63,
Wisconsin 54**

(Dec. 11, Bradley Center - 18,611)

UW	MP	FG	3P	FT	R	F	A	TO	TP
Tucker	31	4-8	3-4	2-5	3	3	0	4	13
Morley	33	2-9	0-2	5-6	5	2	1	1	9
Wilkinson	23	1-8	0-1	0-0	1	0	0	1	2
Hanson	35	3-8	2-5	1-2	5	2	0	0	9
Chambliss	26	4-11	4-9	0-0	0	3	4	3	12
Taylor	15	2-3	0-0	0-0	2	1	2	1	4
Nixon	14	0-0	0-0	0-0	1	3	0	0	0
Helmigk	10	0-0	0-0	0-0	4	1	0	0	0
Chappell	0+	0-0	0-0	0-0	0	0	0	0	0
Butch	12	2-4	1-1	0-0	5	2	0	0	5
Bronson	0+	0-1	0-0	0-0	0	0	0	0	0
TEAM					2				
TOTALS	200	18-52	10-22	8-13	28	17	7	10	54
		(.346)	(.455)	(.615)					

Blocks (1): Butch 1
Steals (8): Chambliss 2, Morley 2, Tucker 1, Wilkinson 1, Taylor 1, Butch 1

Marq.	MP	FG	3P	FT	R	F	A	TO	TP
Novak	35	4-10	3-9	0-0	2	3	0	4	11
Jackson	21	1-2	0-0	2-2	15	4	3	0	4
Grimm	26	0-0	0-0	0-0	3	0	0	0	0
Mason	34	2-10	0-1	4-5	7	3	2	2	8
Diener	34	9-20	5-12	6-8	5	0	2	2	29
Townsend	11	0-3	0-2	0-0	0	0	0	1	0
Hanley	1	0-0	0-0	0-0	0	0	0	0	0
Grube	1	0-0	0-0	0-0	0	0	0	0	0
Chapman	19	4-7	0-1	1-2	2	0	0	1	9
Barro	5	0-0	0-0	0-0	0	0	0	0	0
Amoroso	13	1-5	0-0	0-0	8	2	1	1	2
TEAM					5				
TOTALS	200	21-57	8-25	13-17	44	16	8	11	63
		(.457)	(.462)	(.636)					

Blocks (4): Jackson 1, Diener 1, Townsend 1, Amoroso 1
Steals (2): Diener 1, Chapman 1

Halftime: Marquette 34, Wisconsin 23
Officials: Sanzere, O'Neill, Higgins

Game Notes

Key Plays

- Marquette opens the game on a 12-1 run.
- Wisconsin closes to within 49-40 when Steve Novak hits a three-pointer for Marquette to push the lead to 12 with 4:43 remaining.

Key Stats

- Marquette outrebounds Wisconsin 44-28.
- Hobbled by a lower leg injury, UW's Mike Wilkinson is limited to two points on 1-of-8 shooting and one rebound in just 23 minutes of play.

Notables

- Wisconsin loses for just the fourth time in the Bo Ryan era when shooting better than 40.0 percent from 3-point range.

**Wisconsin 66,
UW-Milwaukee 37**

(Dec. 15, Kohl Center - 17,142)

UW	MP	FG	3P	FT	R	F	A	TO	TP
Tucker	29	3-7	1-3	4-9	9	2	1	0	11
Morley	27	1-4	0-1	0-0	4	2	2	3	2
Wilkinson	32	4-13	0-3	2-2	12	2	2	1	10
Chambliss	33	5-9	3-4	8-8	4	1	2	2	21
Hanson	25	0-3	0-2	0-0	2	0	1	1	0
Nixon	8	2-4	0-1	0-0	1	3	1	0	4
Chappell	2	1-1	0-0	0-0	2	0	0	0	2
Bronson	2	0-0	0-0	0-0	0	0	1	0	0
Helmigk	6	0-1	0-0	0-0	2	3	0	1	0
Flowers	6	1-2	0-0	0-0	1	0	0	0	2
Taylor	12	2-7	1-2	0-0	2	0	0	1	5
Butch	18	3-7	2-2	1-2	4	1	0	3	9
TEAM					2				
TOTALS	200	22-58	7-18	15-21	45	14	10	12	66
		(.379)	(.389)	(.714)					

Blocks (4): Wilkinson 3, Taylor 1
Steals (8): Morley 2, Wilkinson 2, Tucker 1, Bronson 1, Taylor 1

UWM	MP	FG	3P	FT	R	F	A	TO	TP
Tucker	23	3-13	1-3	2-3	3	4	0	4	9
Tigert	30	1-4	0-1	0-0	5	3	1	2	2
Wright	23	2-4	0-0	0-0	7	3	0	2	4
McCants	28	2-11	1-8	0-0	2	4	1	2	5
Davis	15	1-5	0-3	0-0	2	3	0	0	2
Hill	28	1-5	0-2	3-3	3	0	2	3	5
Hanson	6	0-3	0-0	0-1	3	0	0	2	0
Wimmer	2	0-1	0-1	0-0	0	0	0	0	0
McCoy	12	0-2	0-1	0-0	1	1	2	1	0
Homan	2	0-0	0-0	0-0	0	0	0	0	0
Hansen	15	2-2	2-2	0-0	2	0	0	0	6
Bendall	2	0-0	0-0	0-0	0	1	0	0	0
Ford	14	2-5	0-0	0-0	5	2	0	1	4
TEAM					3	1			
TOTALS	200	14-55	4-21	5-7	36	22	6	17	37
		(.255)	(.190)	(.714)					

Blocks (4): Ford 3, Tigert 1
Steals (5): Tigert 1, McCants 1, Hill 1, Hansen 1, Ford 1

Halftime: Wisconsin 25, UW-Milwaukee 14
Officials: Hillary, Hartzell, Mayborg

Game Notes

Key Plays

- Leading 41-31 with 10:28 remaining, Mike Wilkinson makes two free throws and Sharif Chambliss hits a 3-pointer for UW to extend lead to 15.
- Wisconsin finishes the game on a 17-0 run.

Key Stats

- UW-Milwaukee makes just 14 of its 55 field goal attempts (25.5 percent).
- Wisconsin converts 17 Panther turnovers into 23 points.

Notables

- Wisconsin improves to 21-0 all-time vs. UW-Milwaukee.

**Wisconsin 85,
UNC Greensboro 53**

(Dec. 23, Kohl Center - 17,142)

UW	MP	FG	3P	FT	R	F	A	TO	TP
Tucker	30	6-10	2-3	7-12	15	2	2	2	21
Morley	17	2-4	0-0	0-0	2	2	1	4	4
Wilkinson	29	8-15	1-2	3-4	5	2	4	0	20
Chambliss	28	0-7	0-5	0-0	4	2	9	1	0
Hanson	30	3-7	2-6	2-3	3	1	3	0	10
Nixon	11	2-3	1-1	0-2	2	2	0	1	5
Chappell	6	0-1	0-0	0-0	1	0	0	1	0
Bronson	3	1-1	0-0	0-0	0	0	0	0	2
Helmigk	8	3-4	0-0	0-2	4	1	0	0	6
Flowers	10	2-2	2-2	0-1	2	0	1	3	6
Taylor	5	0-1	0-1	0-0	1	1	0	3	0
Butch	20	5-9	0-1	1-6	9	0	2	0	11
Stiemsma	3	0-1	0-0	0-0	0	1	0	0	0
TEAM					2				
TOTALS	200	32-65	8-21	13-30	50	14	22	15	85
		(.492)	(.381)	(.433)					

Blocks (2): Wilkinson 1, Helmigk 1
Steals (9): Morley 2, Tucker 2, Wilkinson 1, Chambliss 1, Bronson 1, Flowers 1, Butch 1

UNCG	MP	FG	3P	FT	R	F	A	TO	TP
Gross	26	3-8	0-0	2-2	5	1	0	1	8
Burrell	32	6-12	0-1	0-0	3	3	3	3	12
Hines	16	2-3	0-0	0-1	2	5	0	3	4
Johnson	24	0-1	0-1	0-0	3	2	2	4	0
Hickman	32	5-12	0-4	4-5	3	3	4	2	14
Bristow	15	2-5	0-1	0-2	1	1	0	2	4
Oleksiak	13	2-4	0-0	4-4	2	0	0	1	8
Beckford	21	1-3	0-1	1-5	2	3	1	2	3
Clifton	6	0-0	0-0	0-2	0	2	0	2	0
Everette	14	0-1	0-0	0-0	1	1	0	0	0
Moore	1	0-0	0-0	0-0	0	0	0	0	0
TEAM					1				
TOTALS	200	21-49	0-8	11-21	23	21	10	20	53
		(.429)	(.000)	(.524)					

Blocks (1): Hines 1
Steals (8): Johnson 3, Bristow 2, Gross 1, Hickman 1, Oleksiak 1

Halftime: Wisconsin 29, UNC Greensboro 22
Officials: Gray, Wood, Chrisman

Game Notes

Key Plays

- After a first half that saw 11 lead changes, Wisconsin opened the second half with a 14-4 run and never led by less than 12 points after that.

Key Stats

- The Badgers made 63.6 percent of their shots in the second half after connecting on just 11-of-32 (.344) in the first half.
- UW outrebounded UNC Greensboro by 27, grabbing almost as many offensive rebounds (22) as UNCG's total rebounds (23).

Notables

- Wisconsin's 85 points were the most since scoring 89 vs. UW-Milw. on Dec. 13, 2003.

**Wisconsin 89,
Western Carolina 49**

(Dec. 27, Kohl Center - 17,142)

UW	MP	FG	3P	FT	R	F	A	TO	TP
Tucker	25	8-17	0-2	5-7	10	0	2	3	21
Morley	21	2-4	0-1	2-2	6	2	3	1	6
Wilkinson	23	5-12	0-3	2-2	7	2	1	0	12
Chambliss	25	2-5	2-3	2-2	4	3	3	2	8
Hanson	23	4-7	3-5	0-0	3	1	2	0	11
Chappell	8	1-1	0-0	0-0	3	0	1	0	2
Wade	9	0-3	0-0	1-2	2	2	0	0	1
Bronson	2	0-0	0-0	0-0	0	0	0	0	0
Helmigk	13	3-8	0-0	0-2	4	1	1	0	6
Flowers	12	0-3	0-1	0-0	1	0	1	1	0
Taylor	18	5-8	2-3	1-3	0	0	2	1	13
Butch	13	3-7	1-2	0-0	7	2	0	1	7
Stiemsma	8	1-1	0-0	0-0	3	3	0	0	2
TEAM									3
TOTALS	200	34-76	8-20	13-20	53	16	16	9	89
		(.447)	(.400)	(.650)					

Blocks (4): Wade 1, Butch 1, Stiemsma 2

Steals (11): Chambliss 4, Morley 3, Flowers 3, Tucker 1

WCU	MP	FG	3P	FT	R	F	A	TO	TP
Outing	23	4-6	0-0	3-7	1	2	1	2	11
Woodyard	24	2-5	0-2	0-0	3	1	0	0	4
Berghoefer	30	3-9	0-0	0-1	10	4	0	5	6
Russell	24	0-5	0-2	3-4	4	3	4	2	3
Hopkins	21	2-7	1-4	2-2	4	1	3	6	7
Muirhead	14	2-7	0-1	0-0	2	4	0	3	4
Brempong	15	3-6	0-1	0-0	2	4	0	2	6
Wilson	3	0-1	0-0	0-0	0	0	0	0	0
McKenna	13	3-3	1-1	0-0	0	0	0	0	7
Nlandu	12	0-2	0-0	1-2	2	0	0	0	1
Greathouse	21	0-4	0-3	0-0	3	1	4	1	0
TEAM									2
TOTALS	200	19-55	2-14	9-16	33	20	12	21	49
		(.345)	(.143)	(.563)					

Blocks (1): McKenna 1

Steals (5): Muirhead 1, Brempong 1, McKenna 1, Nlandu 1, Greathouse 1

Halftime: Wisconsin 40, Western Carolina 20

Officials: Monje, Skiles, Crawford

Game Notes

Key Plays

- After a 6-6 tie, UW explodes with a 26-6 run.
- In the second half, the Badgers hold the Catamounts scoreless for several stretches and limits them to just five points (all free throws) in the final 5:51.

Key Stats

- UW dominates inside, outrebounding 53-33 and outscoring in the paint 34-20.
- UW commits a season-low nine turnovers.

Notable

- Under head coach Bo Ryan, Wisconsin is 47-1 when scoring at least 70 points.

**Wisconsin 76,
Alabama 62**

(Dec. 29, Kohl Center - 17,142)

UW	MP	FG	3P	FT	R	F	A	TO	TP
Tucker	31	7-13	3-4	4-6	7	2	5	0	21
Morley	27	4-7	1-2	4-7	7	3	1	0	13
Wilkinson	34	6-9	2-4	1-2	3	2	0	1	15
Chambliss	35	3-7	3-6	2-2	4	2	5	2	11
Hanson	32	2-4	1-2	0-0	2	1	2	1	5
Nixon	14	1-2	1-2	0-0	1	1	1	0	3
Helmigk	9	2-4	0-0	0-0	1	0	0	0	4
Taylor	9	0-4	0-2	2-2	0	0	1	1	2
Butch	9	1-2	0-0	0-1	2	3	0	0	2
TEAM									2
TOTALS	200	26-52	11-22	13-20	29	14	15	5	76
		(.500)	(.500)	(.650)					

Blocks (2): Morley 2

Steals (4): Morley 1, Wilkinson 1, Nixon 1, Taylor 1

Alabama	MP	FG	3P	FT	R	F	A	TO	TP
Davis	36	8-15	1-3	1-2	7	4	1	2	18
Winston	36	7-16	1-2	3-4	5	4	1	1	18
Shelton	30	1-5	0-2	0-1	6	4	1	2	2
Steele	36	4-7	1-4	4-4	4	2	3	0	13
Davidson	19	2-2	0-0	0-0	6	2	0	3	4
Weber	16	1-4	1-2	0-0	1	1	1	0	3
Brock	11	0-2	0-0	0-0	2	1	0	0	0
Felix	12	1-3	1-2	1-2	0	1	0	1	4
Jonus	4	0-0	0-0	0-0	0	0	0	0	0
TEAM									2
TOTALS	200	24-54	5-15	9-13	33	19	7	10	62
		(.444)	(.333)	(.692)					

Blocks (5): Davis 2, Davidson 1, Weber 1, Brock 1

Steals (3): Felix 2, Steele 1

Halftime: Wisconsin 33, Alabama 23

Officials: Hillary, Valentine, Smith

Game Notes

Key Plays

- Leading 25-22 with 2:39 left in the first half, the Badgers close the half on an 8-1 run to go to the locker room with a 10-point lead.
- After Alabama closed within five points (42-37) with 14:50 left in the game, UW turns up the defense, allowing the Crimson Tide just nine points over the next 11:37. Over that span, the Badgers increase their lead to 62-46.

Key Stats

- Wisconsin never trails in the game.
- The Badgers become the first team this season to make at least 50.0 percent of their shots vs. Alabama.

Notable

- Alando Tucker scores 21 points for the third consecutive game.
- It is Wisconsin's seventh consecutive win over a ranked opponent at home.

**Wisconsin 77,
Purdue 68**

(Jan. 5, Mackey Arena - 7,925)

UW	MP	FG	3P	FT	R	F	A	TO	TP
Tucker	35	3-9	2-3	1-2	3	1	3	1	9
Morley	32	8-14	6-8	0-1	7	1	1	1	22
Wilkinson	32	4-7	1-2	2-5	6	4	5	2	11
Chambliss	34	4-9	3-5	5-6	4	1	6	0	16
Hanson	26	2-4	0-1	2-2	0	2	3	1	6
Nixon	13	1-3	1-2	0-0	1	3	1	1	3
Helmigk	5	0-0	0-0	0-0	3	1	0	1	0
Taylor	12	1-3	0-0	5-6	0	0	0	4	7
Butch	11	1-1	1-1	0-0	0	1	0	1	3
TEAM									5
TOTALS	200	24-50	14-22	15-22	29	14	19	12	77
		(.480)	(.636)	(.682)					

Blocks (2): Morley 1, Nixon 1

Steals (2): Morley 1, Helmigk 1

Purdue	MP	FG	3P	FT	R	F	A	TO	TP
Landry	24	8-10	0-0	7-9	3	4	1	2	23
Ware	14	0-0	0-0	0-0	2	2	0	0	0
Teague	39	9-16	0-3	2-2	6	3	0	0	20
Ford	12	0-1	0-1	0-0	1	0	2	1	0
McKnight	34	5-12	0-2	0-2	2	2	7	2	10
Dillon	19	1-4	0-1	0-0	1	1	4	0	2
Price	20	1-3	0-0	0-2	2	4	4	2	2
Kiefer	25	4-7	1-2	0-2	6	1	1	2	9
Davis	13	1-1	0-0	0-0	1	1	0	0	2
TEAM									3
TOTALS	200	29-54	1-9	9-17	27	18	19	9	68
		(.537)	(.111)	(.529)					

Blocks (4): Landry 1, Ware 1, Teague 1, Ford 1

Steals (3): Ware 1, Teague 1, Price 1

Halftime: Wisconsin 30, Purdue 26

Officials: Hillary, Clark, Steed

Game Notes

Key Plays

- Wisconsin goes on a 17-6 run to increase its 30-28 lead to 47-34 with 12:59 left in the game. Zach Morley scores nine of the UW's points, making three 3-pointers. Purdue cuts the lead to nine points with 5:51 left but never gets closer than that.

Key Stats

- UW makes 14-of-22 3-pointers, its best 3-point percentage of the season.
- Wisconsin makes 9-of-10 free throws in the final 45 seconds.

Notable

- The Badgers broke a 29-game losing streak at Purdue's Mackey Arena.
- Zach Morley's six 3-pointers were one shy of tying the UW school record. His 22 points were a career high.

**Indiana 74,
Wisconsin 61**

(Jan. 8, Assembly Hall - 17,320)

UW	MP	FG	3P	FT	R	F	A	TO	TP
Tucker	31	6-10	1-3	9-9	8	5	1	5	22
Morley	10	1-5	0-2	0-0	0	4	0	3	2
Wilkinson	31	2-6	0-1	6-10	11	4	1	0	10
Chambliss	21	0-7	0-5	0-0	2	2	0	4	0
Hanson	34	1-3	1-2	0-0	1	1	2	4	3
Nixon	21	0-2	0-1	1-2	2	3	0	0	1
Helmigk	4	0-0	0-0	0-0	0	1	1	0	0
Flowers	15	1-2	0-0	0-0	3	1	0	0	2
Taylor	29	5-10	1-4	10-11	4	2	1	4	21
Butch	4	0-0	0-0	0-0	1	1	0	0	0
TEAM					2				
TOTALS	200	16-45	3-18	26-32	34	27	5	18	61
		(.356)	(.167)	(.813)					

Blocks (0):
Steals (3): Wilkinson 2, Tucker 1

Indiana	MP	FG	3P	FT	R	F	A	TO	TP
White	26	4-5	0-0	5-8	7	5	1	0	13
Vaden	33	2-6	1-3	6-7	4	2	3	1	11
Wright	38	11-22	1-6	7-10	4	3	1	3	30
Ratliff	27	2-4	2-3	0-1	1	3	1	0	6
Strickland	36	2-4	1-2	4-4	4	2	3	1	9
Ewing	16	0-1	0-0	0-0	1	3	0	1	0
Hardy	12	0-1	0-0	1-2	3	1	0	0	1
Wilmont	10	2-4	0-0	0-0	2	3	0	3	4
Roberts	2	0-0	0-0	0-0	0	1	0	0	0
TEAM					2				
TOTALS	200	23-47	5-14	23-32	28	23	9	9	74
		(.489)	(.357)	(.719)					

Blocks (3): White 1, Wright 1, Ratliff 1
Steals (5): Ewing 2, Wright 1, Ratliff 1, Strickland 1
Halftime: Indiana 34, Wisconsin 20
Officials: Hightower, Collins, Yorkovich

Game Notes

- Key Plays**
- After a 3-3 tie, Indiana scores the next 10 points of the game, taking a 13-3 lead with 15:15 left in the first half. Wisconsin never gets closer than five points after that.
- Key Stats**
- UW makes just 6 of its 21 shots (.286) in the first half.
 - Indiana makes eight of its first 13 shots.

- Notable**
- The Badgers' free throws made, attempted and percentage were a season-high.
 - Kammron Taylor's 21 points were a career-high, as were his 10-of-11 free throws.

**Wisconsin 72,
Ohio State 66**

(Jan. 11, Kohl Center - 17,142)

UW	MP	FG	3P	FT	R	F	A	TO	TP
Nixon	15	0-2	0-1	0-0	0	3	4	0	0
Morley	19	0-3	0-0	0-2	6	3	1	2	0
Wilkinson	31	12-18	1-1	4-7	10	3	2	1	29
Chambliss	34	4-8	2-4	1-1	2	0	1	1	11
Hanson	36	3-5	1-3	7-8	4	2	2	0	14
Helmigk	8	2-4	0-0	0-0	2	2	1	0	4
Flowers	11	1-2	0-0	0-0	2	0	0	1	2
Taylor	26	2-7	0-0	3-4	2	0	2	2	7
Butch	20	2-5	0-2	1-2	5	1	0	2	5
TEAM					1				
TOTALS	200	26-54	4-11	16-24	34	14	13	9	72
		(.481)	(.364)	(.667)					

Blocks (3): Wilkinson 1, Flowers 1, Butch 1
Steals (4): Wilkinson 2, Taylor 2

Ohio St.	MP	FG	3P	FT	R	F	A	TO	TP
Harris	12	2-5	1-3	0-0	1	2	1	1	5
Dials	24	6-13	0-0	3-5	8	5	0	1	15
Sullinger	29	4-7	0-1	1-1	7	2	1	1	9
Fuss-Cheat	25	3-8	2-4	0-1	2	3	4	1	8
Stockman	30	4-17	1-9	0-0	1	2	1	0	9
Butler	14	0-1	0-0	0-0	2	1	1	1	0
Foster	21	1-2	1-2	0-0	4	4	1	2	3
Sylvester	29	6-10	2-4	0-0	2	2	3	1	14
Marinchick	16	1-1	0-0	1-2	6	2	0	2	3
TEAM					2				
TOTALS	200	27-64	7-23	5-9	35	23	12	10	66
		(.422)	(.304)	(.556)					

Blocks (1): Sullinger 1
Steals (4): Dials 1, Sullinger 1, Stockman 1, Foster 1
Halftime: Wisconsin 31, Ohio State 26
Officials: Burr, O'Neill, Gray

Game Notes

- Key Plays**
- After Ohio State cuts a 13-point deficit to four, Mike Wilkinson hits a three-pointer with the shot clock winding down and 2:09 remaining to push the lead back to seven.
 - UW leads 65-61 with 47 seconds left when Zach Morley is fouled and misses both free throws. Clayton Hanson grabs an offensive rebound following the second miss, is fouled and makes a pair from the line to seal the win.
- Key Stats**
- Wilkinson goes 8-for-8 from the field in the second half on the way to scoring 19 of his career-high 29 points.
 - The Badgers shoot 58.3 percent (14-of-24) from the field in the second half.

- Notable**
- Wisconsin's 11 3-point attempts are a season-low.
 - UW leading scorer Alando Tucker missed the game due to a right foot injury.

**Wisconsin 62,
Michigan State 59**

(Jan. 16, Kohl Center - 17,142)

UW	MP	FG	3P	FT	R	F	A	TO	TP
Tucker	26	3-9	1-2	1-4	6	0	2	1	8
Morley	28	1-4	0-1	3-4	8	2	2	2	5
Wilkinson	36	4-10	0-2	4-5	7	1	4	1	12
Chambliss	31	5-12	4-10	0-0	3	2	3	2	14
Hanson	35	5-8	5-7	0-0	3	3	3	1	15
Nixon	15	1-5	1-3	0-0	1	1	0	0	3
Helmigk	3	0-0	0-0	0-0	0	0	0	0	0
Flowers	2	0-1	0-0	0-0	0	0	0	0	0
Taylor	17	2-3	1-2	0-0	0	2	2	1	5
Butch	7	0-3	0-1	0-0	3	3	0	1	0
TEAM					3				
TOTALS	200	21-55	12-28	8-13	34	14	16	9	62
		(.382)	(.429)	(.615)					

Blocks (2): Wilkinson 2
Steals (3): Wilkinson 1, Morley 1, Tucker 1

Mich. St.	MP	FG	3P	FT	R	F	A	TO	TP
Anderson	24	3-6	0-0	2-2	6	5	3	2	8
Davis	28	9-15	1-1	1-4	5	2	0	0	20
Brown	27	3-9	0-2	0-0	4	1	1	3	6
Hill	30	2-9	2-7	2-3	3	1	4	2	8
Ager	24	1-8	0-4	0-0	4	2	0	1	2
Neitzel	10	1-4	0-0	0-0	2	1	1	1	2
Trannon	19	0-0	0-0	1-2	8	1	0	0	1
Torbert	24	3-4	2-3	0-0	2	2	1	0	8
Bograkos	5	1-1	0-0	0-0	1	0	0	0	2
Rowley	9	1-1	0-0	0-0	1	2	0	1	2
TEAM					2				
TOTALS	200	24-57	5-17	6-11	38	17	10	10	59
		(.421)	(.294)	(.545)					

Blocks (0):
Steals (5): Bograkos 2, Davis 1, Trannon 1, Torbert 1
Halftime: Michigan State 32, Wisconsin 28
Officials: Hightower, Hillary, Welmer

Game Notes

- Key Plays**
- With UW trailing 59-51, Sharif Chambliss hits a 3-pointer with 1:57 remaining to spark an 11-0 run to end the game.
 - Kammron Taylor connects on a runner in the lane with 32.3 seconds remaining to give UW a 60-59 lead.
- Key Stats**
- UW attempts a season-high 28 3-pointers, making 12. Clayton Hanson ties a career high with five 3-pointers made.
 - MSU, the top free throw shooting team in the nation, twice misses on the front end of the bonus in the final two minutes of play.

- Notable**
- The Badgers improve to 6-0 against Michigan State under Bo Ryan.

**Wisconsin 73,
Northwestern 58**

(Feb. 2, Kohl Center - 17,142)

UW	MP	FG	3P	FT	R	F	A	TO	TP
Helmigk	12	1-4	0-0	1-2	0	1	2	1	3
Wilkinson	34	4-8	0-2	3-3	3	1	3	1	11
Chambliss	22	4-8	2-4	0-0	1	4	1	1	10
Hanson	36	4-7	3-6	0-0	4	0	2	0	11
Taylor	39	5-12	3-6	5-6	4	1	5	2	18
Nixon	11	0-2	0-2	0-0	0	1	1	1	0
Chappell	1	1-1	0-0	0-0	0	0	0	0	0
Bronson	1	0-0	0-0	0-0	0	0	1	0	0
Flowers	6	0-0	0-0	0-0	2	0	0	1	0
Butch	14	3-5	2-2	4-5	5	3	0	2	12
Stiemsma	1	0-0	0-0	0-0	0	0	0	0	0
Morley	23	1-1	0-0	4-7	5	2	1	2	6
TEAM									1
TOTALS	200	23-48	10-22	17-23	25	12	16	11	73
		(.479)	(.455)	(.739)					

Blocks (1): Helmigk 1
Steals (10): Hanson 3, Morley 2, Butch 2, Helmigk 1, Chambliss 1, Taylor 1

NU	MP	FG	3P	FT	R	F	A	TO	TP
Vukusic	27	3-6	2-4	1-2	1	5	0	2	9
Duvancic	28	3-6	0-1	0-0	4	4	2	1	6
Thompson	31	3-6	0-0	1-4	3	4	2	2	7
Parker	31	3-7	2-3	1-4	3	5	2	2	9
Jenkins	36	1-3	0-2	5-6	4	0	2	4	7
Doyle	19	2-4	0-0	2-2	5	2	2	2	6
Kennedy	1	0-0	0-0	0-0	0	0	0	0	0
Hachad	16	6-8	2-3	0-0	2	3	0	2	14
Lee	2	0-0	0-0	0-0	0	0	0	0	0
Scott	9	0-1	0-1	0-0	2	0	2	1	0
TEAM									2
TOTALS	200	21-41	6-14	10-18	26	23	12	16	58
		(.512)	(.429)	(.556)					

Blocks (1): Thompson 1
Steals (5): Thompson 2, Duvancic 1, Hachad 1, Jenkins 1

Halftime: Wisconsin 42, Northwestern 26
Officials: Hightower, Clark, Anderson

Game Notes

- Key Plays**
- Wisconsin's lead is trimmed to seven at 58-51 when it goes on a 7-0 run to push the lead back up to 14 with 3:45 remaining.
- Key Stats**
- UW converts 16 Northwestern turnovers into 23 points.
 - Brian Butch scores a career-high 12 points off the bench for the Badgers.

- Notable**
- Wisconsin has five players score in double figures for the first time since Dec. 13, 2003.
 - Wisconsin played without forward Alando Tucker for the second consecutive game.

**Minnesota 60,
Wisconsin 50**

(Feb. 5, Williams Arena - 14,244)

UW	MP	FG	3P	FT	R	F	A	TO	TP
Tucker	31	5-10	0-2	0-0	6	2	1	3	10
Wilkinson	33	5-10	2-3	2-2	9	1	1	2	14
Chambliss	25	2-8	1-4	0-0	2	1	4	2	5
Hanson	34	2-8	2-5	0-0	3	4	2	0	6
Taylor	34	2-13	1-5	2-2	7	1	1	4	7
Helmigk	3	0-0	0-0	0-0	1	0	0	0	0
Flowers	4	0-0	0-0	0-0	1	0	0	0	0
Butch	7	0-1	0-1	2-2	3	0	0	2	2
Nixon	15	3-6	0-2	0-0	2	3	1	1	6
Morley	14	0-2	0-0	0-0	3	2	0	2	0
TEAM									3
TOTALS	200	19-58	6-22	6-6	40	14	10	17	50
		(.328)	(.273)	(1.000)					

Blocks (3): Wilkinson 3
Steals (3): Hanson 1, Tucker 1, Nixon 1

Minn.	MP	FG	3P	FT	R	F	A	TO	TP
Coleman	28	3-6	0-1	0-0	7	1	0	1	6
Lawson	29	3-4	1-2	1-1	1	4	2	1	8
Hagen	34	3-8	0-0	1-2	8	0	2	0	7
Grier	38	14-21	0-2	4-6	5	0	0	3	32
Robinson	37	1-6	1-6	0-0	4	2	7	2	3
Stamper	11	0-0	0-0	0-0	2	3	0	2	0
Tucker	17	1-8	0-2	2-3	4	0	1	1	4
Tollackson	6	0-2	0-0	0-0	0	1	0	0	0
TEAM									1
TOTALS	200	25-55	2-13	8-12	32	11	12	11	60
		(.455)	(.154)	(.667)					

Blocks (5): Hagen 3, Coleman 1, Stamper 1
Steals (9): Lawson 4, Robinson 3, Tucker 1, Grier 1

Halftime: Wisconsin 24, Minnesota 22
Officials: Hillary, Valentine, Rodeheffer

Game Notes

- Key Plays**
- Trailing by one point with 15:47 left in the game, Minnesota goes on a 15-4 run over the next 7:21 to take control of the game. Wisconsin never gets closer than six points after that.
- Key Stats**
- Minnesota shoots 61.5 percent from the field (16-of-26) in the second half.
 - The Badgers' 50 points and .328 field goal percentage are season lows.

- Notable**
- Minnesota snaps Wisconsin's seven-game winning streak in the series.
 - Vincent Grier's 26 second-half points match Wisconsin's entire team total after halftime.

**Wisconsin 72,
Iowa 69**

(Feb. 9, Kohl Center - 17,142)

UW	MP	FG	3P	FT	R	F	A	TO	TP
Helmigk	11	1-2	0-0	0-0	1	1	0	1	2
Tucker	35	4-6	0-0	5-7	8	2	1	4	13
Wilkinson	38	5-15	0-3	10-12	7	3	3	0	20
Chambliss	31	2-6	2-3	3-6	7	1	1	0	9
Hanson	35	0-0	0-0	0-0	1	0	1	4	0
Nixon	8	0-2	0-1	0-0	0	0	0	0	2
Chappell	3	1-2	0-0	0-0	3	1	0	0	2
Flowers	4	0-0	0-0	0-0	1	2	0	0	0
Taylor	32	7-10	3-4	9-10	1	1	0	1	26
Stiemsma	3	0-0	0-0	0-0	1	0	0	1	0
TEAM									4
TOTALS	200	20-43	5-11	27-35	34	17	5	8	72
		(.465)	(.455)	(.771)					

Blocks (4): Wilkinson 4
Steals (1): Wilkinson 1

Iowa	MP	FG	3P	FT	R	F	A	TO	TP
Brunner	37	12-21	2-5	1-2	7	4	1	0	27
Hansen	17	0-1	0-0	0-2	4	5	2	2	0
Haluska	35	5-11	1-5	5-7	1	4	1	0	16
Horner	40	7-19	5-10	0-0	5	4	4	0	19
Henderson	29	2-2	0-0	0-1	5	3	2	3	4
Thompson	13	0-2	0-0	0-0	2	4	1	0	0
Thomas	11	1-2	0-0	1-1	2	3	0	0	3
Reed	15	0-2	0-1	0-0	1	0	1	1	0
Gorney	3	0-0	0-0	0-1	1	0	0	0	0
TEAM									3
TOTALS	200	27-60	8-21	7-14	31	27	12	6	69
		(.450)	(.381)	(.500)					

Blocks (3): Hansen 2, Brunner 1
Steals (4): Horner 2, Hansen 1, Brunner 1

Halftime: Wisconsin 34, Iowa 34
Officials: Higgins, Skiles, Wymer

Game Notes

- Key Plays**
- Trailing by 13 points with 12:27 remaining, Wisconsin goes on a 22-4 run to take a 61-56 lead with 3:27 left in the game. Kamron Taylor and Mike Wilkinson combined for 18 of UW's 22 points during the run.
- Key Stats**
- The Badgers make 27-of-35 free throws while Iowa is just 7-of-14 from the line.
 - The two teams combine for just 14 turnovers.

- Notable**
- Taylor's 26 points are a career high.
 - Wisconsin played without forwards Zach Morley (left leg) and Brian Butch (mononucleosis)
 - The Badgers' 27 free throws made and 35 attempted were season highs.

2004-05 SEASON REVIEW

**Illinois 70,
Wisconsin 59**

(Feb. 12, Assembly Hall - 16,865)

UW	MP	FG	3P	FT	R	F	A	TO	TP
Tucker	35	9-18	2-5	4-7	8	1	1	2	24
Wilkinson	32	4-4	0-0	0-1	6	3	0	3	8
Chambliss	24	2-6	2-4	0-2	2	2	4	0	6
Hanson	30	0-1	0-1	0-0	1	4	3	1	0
Taylor	31	2-8	1-3	2-4	2	2	1	4	7
Nixon	15	2-4	2-3	0-0	1	2	0	0	6
Helmigk	2	0-0	0-0	0-0	3	0	0	2	0
Flowers	12	0-0	0-0	1-2	0	2	0	0	1
Morley	19	3-6	1-3	0-0	1	0	1	2	7
TEAM									1
TOTALS	200	22-47	8-19	7-16	25	16	10	14	59
		(.468)	(.421)	(.438)					

Blocks (1): Nixon 1
Steals (7): Hanson 2, Chambliss 2, Tucker 1, Nixon 1, Morley 1

Illinois	MP	FG	3P	FT	R	F	A	TO	TP
Head	34	7-14	0-3	12-13	8	1	4	5	26
Powell, Jr.	18	0-2	0-0	2-2	1	4	0	0	2
Augustine	38	2-4	0-0	0-0	6	0	0	1	4
Williams	39	6-15	3-7	0-0	4	2	3	2	15
Brown	26	5-8	4-6	2-2	1	5	2	3	16
McBride	20	1-1	1-1	0-0	3	1	2	0	3
Smith	10	1-2	0-1	2-2	1	0	0	0	4
Ingram	15	0-2	0-0	0-0	1	2	0	0	0
TEAM									4
TOTALS	200	22-48	8-18	18-19	29	15	11	11	70
		(.458)	(.444)	(.947)					

Blocks (1): Augustine 1
Steals (9): Augustine 3, Williams 2, Head 2, Brown 1, Smith 1

Halftime: Illinois 27, Wisconsin 26
Officials: Hillary, Clark, Collins

Game Notes

Key Plays

• Alando Tucker makes two free throws on the Badgers' first possession of the second half, giving UW a 28-27 lead. Illinois then rips off a 10-0 run, with Deron Williams scoring the first eight points. Wisconsin never got closer than five points after that.

Key Stats

• Illinois converts 18-of-19 free throws while Wisconsin makes just 7-of-16 from the line.
 • Wisconsin's starting frontcourt outscored Illinois' starting frontcourt 32-6.

Notable

• Brian Butch missed his second straight game with mononucleosis.
 • Only one Badger scored in double figures for the first time this season.

**Wisconsin 76,
Michigan 50**

(Feb. 16, Kohl Center - 17,142)

UW	MP	FG	3P	FT	R	F	A	TO	TP
Helmigk	13	0-2	0-0	2-4	1	1	1	1	2
Tucker	25	4-7	0-1	2-2	7	1	2	0	10
Wilkinson	30	8-12	0-1	6-7	9	1	0	0	22
Chambliss	22	1-5	1-3	0-4	1	0	1	0	3
Hanson	28	2-5	2-4	0-0	1	0	3	1	6
Nixon	18	4-4	2-2	0-0	4	3	2	1	10
Chappell	8	0-3	0-0	2-2	4	3	1	1	2
Bronson	2	0-1	0-0	0-0	0	0	1	0	0
Flowers	7	1-2	1-2	0-0	1	1	0	1	3
Taylor	22	1-5	0-2	0-0	6	0	5	2	2
Stiemsma	5	2-2	0-0	0-0	2	1	0	0	4
Morley	20	4-8	2-2	2-5	2	1	4	0	12
TEAM									1
TOTALS	200	27-56	8-17	14-24	39	12	20	7	76
		(.482)	(.471)	(.583)					

Blocks (2): Wilkinson 2
Steals (8): Hanson 2, Flowers 2, Helmigk 1, Tucker 1, Wilkinson 1, Morley 1

Michigan	MP	FG	3P	FT	R	F	A	TO	TP
Coleman	27	3-8	1-5	0-0	1	1	0	0	7
Brown	29	2-4	0-0	2-3	5	3	0	2	6
Hunter	9	1-3	0-2	0-0	2	2	0	1	2
Harris	40	5-17	3-8	2-2	2	2	4	5	15
Harrell	29	0-2	0-1	0-0	1	0	3	3	0
Wohl	4	0-0	0-0	0-0	1	0	0	0	0
Andrews	5	0-0	0-0	0-0	0	0	1	1	0
Bell	15	0-0	0-0	0-0	0	1	2	1	0
Petway	12	1-4	0-1	0-0	3	2	0	0	2
Mathis	4	0-1	0-0	2-2	2	1	0	0	2
Sims	26	6-10	1-1	3-5	8	4	0	1	16
TEAM									3
TOTALS	200	18-49	5-18	9-12	28	16	10	14	50
		(.367)	(.278)	(.750)					

Blocks (4): Sims 3, Hunter 1
Steals (3): Andrews 1, Petway 1, Sims 1

Halftime: Wisconsin 37, Michigan 17
Officials: O'Neil, Monje, Collins

Game Notes

Key Plays

• Leading 10-8, Wisconsin goes on an 11-0 run to go up 21-8 as Michigan goes scoreless for 6 minutes and 37 seconds.
 • The Badgers open the second half on an 18-5 run to take a 30-point lead at 55-25.

Key Stats

• Wisconsin outrebounds Michigan 39-28.
 • Michigan's 17 first-half points mark its lowest point total for a half this season.

Notable

• UW improves to 12-1 in weekday games this season.
 • Eleven different Badger players score, tying a season high.

**Michigan State 77,
Wisconsin 64**

(Feb. 24, Breslin Center - 14,759)

UW	MP	FG	3P	FT	R	F	A	TO	TP
Chambliss	20	1-7	1-5	0-0	2	5	3	1	3
Hanson	23	1-2	1-2	0-0	2	5	4	4	3
Taylor	29	2-7	1-2	0-0	4	1	3	3	5
Tucker	34	5-8	0-1	8-8	3	1	1	1	18
Wilkinson	37	7-14	0-0	2-2	7	1	1	0	16
Nixon	14	0-2	0-1	0-0	1	0	1	0	0
Helmigk	6	1-4	0-0	0-1	0	2	0	0	2
Flowers	18	2-3	2-2	0-0	2	3	2	0	6
Morley	19	4-8	1-1	2-4	2	4	1	1	11
TEAM									3
TOTALS	200	23-55	6-14	12-15	26	22	16	10	64
		(.418)	(.429)	(.800)					

Blocks (1): Morley 1
Steals (4): Taylor 1, Wilkinson 1, Nixon 1, Flowers 1

Mich. St.	MP	FG	3P	FT	R	F	A	TO	TP
Brown	25	4-10	1-5	2-4	2	1	3	2	11
Neitzel	17	1-2	1-1	1-2	1	1	2	0	4
Ager	27	2-7	1-2	6-6	4	0	4	2	11
Anderson	29	10-10	1-1	7-7	4	4	1	1	28
Davis	28	6-8	0-0	1-2	11	3	2	1	13
Hill	21	1-4	0-3	0-0	4	1	3	1	2
Trannon	15	1-1	0-0	0-2	3	2	0	2	2
Torbert	24	2-6	0-2	0-0	3	2	3	1	4
Bograkos	9	1-2	0-0	0-0	1	1	1	0	2
Rowley	5	0-0	0-0	0-0	0	2	0	0	0
TEAM									1
TOTALS	200	28-50	4-14	17-23	34	17	19	10	77
		(.560)	(.286)	(.739)					

Blocks (2): Davis 2
Steals (6): Brown 2, Anderson 2, Hill 1, Bograkos 1

Halftime: Michigan State 33, Wisconsin 25
Officials: Hightower, Hillary, Welmer

Game Notes

Key Plays

• Michigan State starts the game on a 20-6 run over the first 10:05 of the game. Wisconsin never gets closer than eight points the rest of the way.
 • Holding an eight-point lead at halftime, MSU begins the second half with an 8-2 run.

Key Stats

• The Spartans' Alan Anderson is perfect, going 10-of-10 from the field and 7-of-7 from the free throw line.
 • Michigan State shoots .652 (15-23) in the second half.

Notable

• MSU's 77 points is the most by a Badger opponent this season.
 • The Spartan victory snapped a six-game winning streak by the Badgers in the series.

**Wisconsin 64,
Ohio State 56**

(Feb. 27, Value City Arena - 17,763)

UW	MP	FG	3P	FT	R	F	A	TO	TP
Helmigk	26	3-7	0-0	0-0	5	1	1	2	6
Tucker	36	7-13	1-1	4-4	9	2	2	4	19
Wilkinson	24	5-11	3-6	1-5	8	2	3	4	14
Chambliss	24	1-2	0-1	0-0	1	3	4	2	2
Hanson	32	3-7	3-5	0-0	7	1	2	1	9
Nixon	4	0-0	0-0	0-0	1	0	0	1	0
Chappell	1	0-0	0-0	0-0	0	1	0	0	0
Flowers	15	2-3	1-2	0-0	1	1	1	0	5
Taylor	18	1-2	0-0	2-3	1	0	1	2	4
Morley	20	2-3	0-0	1-2	2	2	1	1	5
TEAM									2
TOTALS	200	24-48	8-15	8-14	37	13	15	17	64
		(.500)	(.533)	(.571)					

Blocks (0):

Steals (4): Tucker 1, Wilkinson 1, Flowers 1, Morley 1

OSU	MP	FG	3P	FT	R	F	A	TO	TP
Sullinger	24	2-7	0-0	1-3	8	3	0	0	5
Harris	12	1-3	1-2	0-0	1	1	0	0	3
Dials	38	8-10	0-0	4-5	4	3	0	4	20
Butler	19	1-2	1-2	2-2	1	3	1	1	5
Foster	34	2-6	1-5	0-0	3	1	5	2	5
F-Cheatham	21	1-2	1-1	2-2	2	1	1	1	5
Stockman	21	2-8	1-5	0-0	2	1	0	1	5
Sylvester	28	3-12	0-7	2-3	3	3	4	3	8
Terwilliger	1	0-0	0-0	0-0	0	0	0	0	0
Marinchick	2	0-0	0-0	0-0	0	1	0	0	0
TEAM									0
TOTALS	200	20-50	5-22	11-15	24	17	11	12	56
		(.400)	(.227)	(.733)					

Blocks (1): Dials 1

Steals (7): Sullinger 2, Harris 1, Dials 1, Foster 1, Fuss-Cheatham 1, Stockman 1

Halftime: Wisconsin 37, Ohio State 27

Officials: Hightower, Welmer, Higgins

Game Notes

Key Plays

• Leading by three points, 30-27, Wisconsin uses a 14-2 run over the final 2:07 of the first half and the first 3:57 of the second half to open up a 15-point lead. Ohio State never gets closer than eight points after that.

Key Stats

• The Badgers make 8-of-15 3-pointers, including 6-of-7 in the first half while OSU connects on just 5-of-22.
• Wisconsin outrebounds Ohio State 37-24.

Notable

• UW won its fourth Big Ten road game of the season, making it three consecutive seasons with 4-4 conference marks on the road. The last time that happened at Wisconsin was 1928-30.

**Wisconsin 62,
Indiana 60**

(March 1, Kohl Center - 17,142)

UW	MP	FG	3P	FT	R	F	A	TO	TP
Tucker	36	6-14	1-5	4-8	8	0	1	2	17
Wilkinson	36	10-17	3-4	5-11	9	2	2	2	28
Chambliss	25	3-5	2-4	0-0	0	4	4	1	8
Hanson	36	0-6	0-6	0-0	3	1	0	1	0
Taylor	36	1-5	0-0	5-6	5	1	2	0	7
Nixon	3	0-0	0-0	0-0	0	2	0	0	0
Helmigk	4	0-1	0-0	0-0	1	0	0	0	0
Flowers	15	0-1	0-1	2-2	2	0	1	1	2
Morley	9	0-0	0-0	0-0	2	1	0	1	0
TEAM									2
TOTALS	200	20-49	6-20	16-27	32	11	10	8	62
		(.408)	(.300)	(.593)					

Blocks (1): Taylor 1

Steals (6): Wilkinson 3, Taylor 2, Tucker 1

Indiana	MP	FG	3P	FT	R	F	A	TO	TP
White	30	7-9	0-0	3-8	2	4	0	1	17
Vaden	33	4-9	2-5	0-0	7	5	2	2	10
Wright	33	3-13	1-5	6-8	6	1	5	2	13
Wilmont	29	2-7	1-3	0-0	8	2	1	2	5
Strickland	25	1-3	0-1	0-1	1	4	2	1	2
Ewing	16	2-3	0-0	0-0	6	4	1	1	4
Hardy	3	0-0	0-0	0-0	0	0	0	0	0
Suhr	17	1-2	0-0	0-0	1	2	0	1	2
Ratliff	14	3-6	1-3	0-0	2	0	0	0	7
TEAM									2
TOTALS	200	23-52	5-17	9-17	35	22	11	10	60
		(.442)	(.294)	(.529)					

Blocks (3): White 2, Wright 1

Steals (5): Vaden 3, Wright 1, Suhr 1

Halftime: Wisconsin 37, Indiana 30

Officials: Hightower, Welmer, Hartzell

Game Notes

Key Plays

• With the score tied 60-60, Alando Tucker misses a three-pointer. Mike Wilkinson gets a rebound and misses, but Tucker grabs the board and gets the putback as time expires to give Wisconsin the win.

Key Stats

• Leading 53-43, Wisconsin doesn't make a field goal over the final 9:35 until Tucker's lay-in at the buzzer.
• Indiana commits 22 fouls compared to 11 for the Badgers.

Notable

• After scoring 30 points on 11-of-22 shooting in the teams' first meeting, IU's Bracey Wright is limited to 13 points on 3-of-13 shooting from the field.
• Wisconsin wins its 10th Big Ten game for the fourth consecutive season, the longest such streak in school history.

**Wisconsin 64,
Purdue 52**

(March 5, Kohl Center - 17,142)

UW	MP	FG	3P	FT	R	F	A	TO	TP
Helmigk	13	1-4	0-0	2-2	1	2	1	1	4
Morley	18	1-1	0-0	2-2	6	1	1	1	4
Wilkinson	36	5-8	1-3	3-4	5	1	1	3	14
Chambliss	24	0-3	0-3	0-2	3	0	3	0	0
Hanson	28	3-8	3-6	0-0	4	2	2	2	9
Nixon	11	2-5	2-3	0-0	1	1	0	1	6
Chappell	4	1-1	0-0	0-0	2	1	1	0	2
Bronson	1	0-2	0-1	0-0	0	1	0	0	0
Flowers	7	0-0	0-0	0-0	0	0	0	1	0
Taylor	25	2-6	1-3	6-8	2	2	1	3	11
Butch	5	0-0	0-0	0-0	0	0	2	0	0
Stiemsma	1	0-0	0-0	0-0	0	0	0	0	0
Tucker	27	5-8	2-3	2-2	4	1	1	2	14
TEAM									7
TOTALS	200	20-46	9-22	15-20	35	12	13	14	64
		(.435)	(.409)	(.750)					

Blocks (0):

Steals (1): Chambliss 1, Taylor 1

Purdue	MP	FG	3P	FT	R	F	A	TO	TP
Ware	29	6-10	0-0	0-0	3	3	1	2	12
Kiefer	23	1-6	0-1	2-2	3	3	0	0	4
Teague	28	6-14	3-6	2-4	8	3	1	0	17
Hartley	15	0-2	0-2	0-0	0	1	1	0	0
McKnight	32	2-6	1-3	2-2	1	1	2	1	7
Ford	20	1-2	0-1	3-3	0	3	2	1	5
Price	14	1-3	1-2	0-0	0	3	0	1	3
Carroll	12	0-0	0-0	0-0	0	1	0	0	0
Liddell	11	1-2	0-1	0-0	1	0	0	1	2
Davis	16	1-3	0-0	0-0	1	1	1	1	2
TEAM									3
TOTALS	200	19-48	5-16	9-11	20	19	8	9	52
		(.396)	(.313)	(.818)					

Blocks (2): Kiefer 1, McKnight 1

Steals (7): Ware 2, Carroll 2, Kiefer 1, Teague 1, Price 1

Halftime: Wisconsin 40, Purdue 19

Officials: Bova, Steed, Smith

Game Notes

Key Plays

• After Purdue scores the opening basket of the game, UW scores the next 13 points. In the first 12:36 of the first half, Wisconsin outscored the Boilermakers 31-8.

Key Stats

• Alando Tucker and Mike Wilkinson combine to score 23 of Wisconsin's first 29 points.
• UW makes 12 of its first 19 shots of the game while Purdue makes just 4 of its first 16.

Notable

• Wisconsin wins its 20th game of the season for the third consecutive year, the longest streak in school history.

**Wisconsin 60,
Ohio State 49**

(March 11, United Center - 21,517)

WU	MP	FG	3P	FT	R	F	A	TO	TP
Helmigk	9	0-1	0-0	0-0	1	2	0	0	0
Tucker	33	4-13	0-1	4-6	7	0	1	0	12
Wilkinson	31	5-15	0-3	2-4	8	2	0	4	12
Chambliss	23	0-3	0-2	2-2	2	1	2	1	2
Hanson	20	0-1	0-1	0-0	3	2	0	1	0
Nixon	8	1-1	0-0	0-0	0	2	0	0	2
Flowers	11	1-4	0-0	0-0	4	1	1	0	2
Taylor	32	2-5	0-1	0-1	5	0	2	0	4
Butch	5	1-2	1-1	0-0	1	0	0	0	3
Morley	28	8-11	1-3	6-6	7	0	2	3	23
TEAM					3				
TOTALS	200	22-56	2-12	14-19	41	10	8	9	60
		(.393)	(.167)	(.737)					

Blocks (2): Tucker 1, Wilkinson 1
Steals (6): Wilkinson 3, Chambliss 2, Hanson 1

OSU	MP	FG	3P	FT	R	F	A	TO	TP
Sullinger	24	4-10	1-3	2-2	6	3	0	0	11
Harris	9	0-1	0-0	0-0	0	0	0	2	0
Dials	31	6-12	0-0	0-0	7	4	1	2	12
Butler	17	0-0	0-0	0-0	1	1	1	2	0
Foster	31	2-5	1-3	0-0	4	2	4	2	5
F-Cheatham	23	1-5	0-2	0-0	4	0	2	2	2
Stockman	25	2-12	0-8	2-2	1	2	1	1	6
Sylvester	32	5-15	0-4	1-2	6	3	2	0	11
Marinchick	8	1-1	0-0	0-0	3	1	0	0	2
TEAM					4				
TOTALS	200	21-61	2-20	5-6	36	16	11	11	49
		(.344)	(.100)	(.833)					

Blocks (1): Harris 1
Steals (6): Sullinger 2, Fuss-Cheatham 2, Stockman 1, Sylvester 1

Halftime: Wisconsin 29, Ohio State 18
Officials: Hillary, McDonald, Skiles

Game Notes

Key Plays

• Leading 52-49 with three minutes remaining, the Badgers score the final nine points of the game.

Key Stats

• Ohio State hits just 34.4 percent (21-of-61) of its field goal attempts including missing 9 of its last 10.
• Teams combine to hit just 4-of-32 3-point attempts.

Notable

• Zach Morley's 23 points off the bench for Wisconsin are a career high.

**Wisconsin 59,
Iowa 56**

(March 12, United Center - 23,697)

WU	MP	FG	3P	FT	R	F	A	TO	TP
Tucker	31	7-12	1-3	5-8	3	1	4	0	20
Wilkinson	24	4-7	1-2	0-1	6	4	1	1	9
Helmigk	11	1-2	0-0	0-0	3	2	0	2	2
Chambliss	24	1-8	1-5	0-0	2	1	4	0	3
Hanson	22	1-3	0-2	0-0	1	4	2	0	2
Taylor	29	2-6	1-2	0-0	3	2	2	1	5
Nixon	8	0-0	0-0	0-0	2	0	1	1	0
Flowers	14	0-1	0-1	0-1	2	0	1	0	0
Butch	5	0-2	0-1	1-2	0	0	0	0	1
Morley	32	7-15	3-6	0-0	6	3	1	0	17
TEAM					3				
TOTALS	200	23-56	7-22	6-12	31	17	16	6	59
		(.411)	(.318)	(.500)					

Blocks (1): Wilkinson 1
Steals (8): Tucker 2, Wilkinson 2, Taylor 2, Morley 1, Flowers 1

Iowa	MP	FG	3P	FT	R	F	A	TO	TP
Haluska	36	4-8	2-6	0-1	3	2	3	2	10
Brunner	36	7-12	0-1	4-5	7	1	1	3	18
Hansen	24	2-4	0-0	5-6	6	3	0	2	9
Horner	39	4-12	2-8	2-2	3	1	6	2	12
Henderson	32	3-6	0-1	1-1	5	4	1	2	7
Thompson	9	0-0	0-0	0-0	1	1	0	0	0
Brownlee	5	0-0	0-0	0-0	1	1	1	1	0
Thomas	10	0-0	0-0	0-0	2	3	0	1	0
Reed	8	0-2	0-1	0-0	1	0	1	0	0
Gorney	1	0-0	0-0	0-0	0	0	0	0	0
TEAM					3				
TOTALS	200	20-44	4-17	12-15	32	16	13	13	56
		(.455)	(.235)	(.800)					

Blocks (6): Hansen 3, Brunner 2, Haluska 1
Steals (2): Hansen 1, Henderson 1

Halftime: Wisconsin 27, Iowa 26
Officials: Hightower, Sanzere, Valentine

Game Notes

Key Plays

• With 3.7 seconds remaining and the score tied, Alando Tucker races the ball up court and banks in a running 3-pointer at the buzzer.

Key Stats

• Wisconsin's bench outscores Iowa's 23-0 behind 17 points by Morley.
• Iowa commits 13 turnovers compared to 6 for the Badgers.

Notable

• Wisconsin advances to its second straight Big Ten tournament championship game.
• The game-winning basket by Tucker is his second in four games. He also scored on a put-back layup as time expired against Indiana on March 1.

**Illinois 54,
Wisconsin 43**

(March 13, United Center - 22,157)

WU	MP	FG	3P	FT	R	F	A	TO	TP
Hanson	27	2-3	2-3	0-0	1	0	0	1	6
Tucker	33	4-14	1-3	0-0	3	1	0	1	9
Wilkinson	34	1-7	0-1	6-6	8	3	4	0	8
Chambliss	21	2-7	1-5	0-0	1	2	2	0	5
Taylor	29	2-9	2-3	2-2	3	2	2	1	8
Nixon	11	1-3	0-0	0-0	1	0	0	1	2
Helmigk	1	0-0	0-0	0-0	0	1	0	0	0
Flowers	17	0-2	0-1	0-0	5	1	1	2	0
Butch	4	0-1	0-1	0-0	1	1	0	0	0
Morley	23	2-8	1-2	0-0	7	1	2	1	5
TEAM					6				
TOTALS	200	14-54	7-19	8-8	36	12	11	7	43
		(.259)	(.368)	(1.000)					

Blocks (2): Tucker 1, Wilkinson 1
Steals (2): Chambliss 1, Hanson 1

Illinois	MP	FG	3P	FT	R	F	A	TO	TP
Head	34	5-12	2-8	0-0	5	1	4	3	12
Powell	31	3-10	2-3	7-8	12	0	0	0	15
Augustine	26	5-5	0-0	2-2	9	4	1	0	12
Williams	36	3-10	2-4	0-2	4	0	3	2	8
Brown	37	0-8	0-5	0-0	3	3	5	1	0
McBride	8	1-1	1-1	0-0	1	1	0	0	3
Carter	5	0-0	0-0	0-0	0	0	0	0	0
Smith	9	0-1	0-0	0-0	0	0	0	0	0
Ingram	14	2-6	0-1	0-0	1	2	0	0	4
TEAM					5				
TOTALS	200	19-53	7-22	9-12	40	11	12	6	54
		(.396)	(.313)	(.818)					

Blocks (6): Augustine 3, Brown 1, Smith 1, Ingram 1
Steals (3): Head 1, Brown 1, Ingram 1

Halftime: Illinois 26, Wisconsin 18
Officials: Hightower, Hillary, Gray

Game Notes

Key Plays

• Wisconsin rallies from down 16 in the second half to trim the deficit to five points with four minutes left, but fails to score on four straight possessions with a chance to get closer.

Key Stats

• Wisconsin shoots a season-low 25.9 percent from the field (14 of 54).
• The Badgers fail to have a player score in double figures for the first time since Jan. 30, 2001.

Notable

• Alando Tucker and Zach Morley are named to the all-tournament team.

**Wisconsin 57,
Northern Iowa 52**

(March 18, Ford Center - 18,567)

UW	MP	FG	3P	FT	R	F	A	TO	TP
Tucker	35	2-8	0-3	2-2	5	1	2	3	6
Wilkinson	32	3-6	1-3	0-2	11	1	3	2	7
Morley	28	0-3	0-1	0-0	4	4	6	1	0
Chambliss	26	5-11	5-10	0-0	3	1	0	1	15
Hanson	30	2-5	2-3	0-0	3	1	1	0	6
Nixon	10	1-2	1-1	0-0	1	0	0	0	3
Helmigk	8	2-3	0-0	0-0	0	2	0	0	4
Flowers	5	0-1	0-0	0-0	1	0	0	0	0
Taylor	20	5-9	2-5	4-6	0	1	2	1	16
Butch	6	0-0	0-0	0-0	0	2	0	0	0
TEAM					2				
TOTALS	200	20-48	11-26	6-10	30	13	14	8	57
		(.417)	(.423)	(.600)					

Blocks (2): Morley 1, Nixon 1
Steals (3): Morley 1, Chambliss 1, Taylor 1

UNI	MP	FG	3P	FT	R	F	A	TO	TP
Stout	35	3-7	0-1	2-2	8	1	1	0	8
Coleman	33	4-8	0-0	0-2	10	3	1	1	8
Crawford	37	6-14	0-5	1-1	10	3	1	1	13
Jacobson	38	8-18	3-7	1-3	3	1	3	4	20
Foster	24	1-4	1-2	0-0	1	3	1	2	3
Little	12	0-0	0-0	0-0	0	2	0	0	0
Schmidt	5	0-0	0-0	0-0	0	0	0	0	0
McKowen	11	0-2	0-2	0-0	0	2	1	0	0
Godfred	5	0-0	0-0	0-0	0	0	0	0	0
TEAM					3				
TOTALS	200	22-53	4-17	4-8	35	15	8	8	52
		(.415)	(.235)	(.500)					

Blocks (2): Stout 1, Coleman 1
Steals (4): Stout 1, Coleman 1, Crawford 1, McKowen 1

Halftime: Wisconsin 30, Northern Iowa 22
Officials: Clougherty, Scagliotta, Clark

Game Notes

Key Plays

• Northern Iowa pulls within 51-48 on a Chris Foster 3-pointer with 4:08 left in the game. The Badgers then hold UNI scoreless until Eric Coleman hits a field goal with four seconds remaining.

Key Stats

• 18 of Wisconsin's first 22 points come off 3-pointers as the Badgers make six of their first nine treys.
• UW's bench outscores Northern Iowa's reserves 23-0.

Notable

• UW guards Kamron Taylor, Sharif Chambliss and Clayton Hanson combine for 37 points and make 9-of-18 3-pointers.

**Wisconsin 71,
Bucknell 62**

(March 20, Ford Center - 18,567)

UW	MP	FG	3P	FT	R	F	A	TO	TP
Tucker	36	1-6	0-1	15-18	7	0	3	2	17
Morley	30	6-7	3-4	0-0	8	3	1	1	15
Wilkinson	38	9-15	0-0	5-7	9	2	1	1	23
Chambliss	24	2-6	1-4	0-0	1	3	4	0	5
Hanson	33	2-5	2-4	2-4	0	1	1	0	8
Nixon	4	0-0	0-0	0-0	0	1	0	1	0
Chappell	0+	0-0	0-0	0-0	0	0	0	0	0
Bronson	0+	0-0	0-0	0-0	0	0	0	0	0
Helmigk	2	0-0	0-0	0-0	0	1	1	0	0
Flowers	2	0-0	0-0	0-0	0	0	0	0	0
Taylor	28	1-6	1-4	0-0	0	1	3	2	3
Butch	3	0-1	0-0	0-0	0	0	0	0	0
Stiemsma	0+	0-0	0-0	0-0	0	0	0	0	0
TEAM					5				
TOTALS	200	21-46	7-17	22-29	30	12	14	7	71
		(.457)	(.412)	(.759)					

Blocks (1): Wilkinson 1
Steals (5): Wilkinson 3, Morley 1, Taylor 1

Bucknell	MP	FG	3P	FT	R	F	A	TO	TP
Mastropaolo	16	0-1	0-0	0-0	0	4	0	2	0
Lee	34	4-13	0-3	0-0	7	5	1	1	8
McNaughton	31	10-14	0-1	3-4	4	2	1	2	23
Badmus	32	1-2	1-1	2-2	2	3	4	2	5
Bettencourt	31	1-9	1-6	0-0	2	4	6	3	3
Thomas	0+	1-1	1-1	0-0	0	0	0	0	3
Brown	17	3-6	0-0	0-0	4	2	0	0	6
Griffin	12	2-3	2-3	3-3	1	2	1	0	9
Clark	4	0-0	0-0	0-0	0	0	0	0	0
Mack	0+	0-0	0-0	0-0	0	0	0	0	0
Morrison	0+	0-0	0-0	0-0	1	0	0	0	0
Niesz	20	1-1	0-0	3-3	4	2	0	0	5
V-McClymont	3	0-0	0-0	0-2	2	0	0	0	0
TEAM					2				
TOTALS	200	23-50	5-15	11-14	29	24	13	10	62
		(.460)	(.333)	(.786)					

Blocks (2): McNaughton 1, Niesz 1
Steals (4): Lee 2, McNaughton 1, Griffin 1

Halftime: Wisconsin 35, Bucknell 29
Officials: Clougherty, McCall, Wood

Game Notes

Key Plays

• Trailing by one point with nine minutes remaining, Wisconsin scores the next eight points to start a 17-5 run and takes a 63-52 lead with 3:46 left in the game.

Key Stats

• Wisconsin's starting frontcourt combines for 55 points and 24 rebounds.
• Bucknell's Kevin Bettencourt, the Bison's leading scorer, makes just 1-of-9 shots, including 1-of-6 treys.

Notable

• Alando Tucker makes a career-high 15-of-18 free throws.

**Wisconsin 65,
NC State 56**

(March 25, Carrier Dome - 30,713)

UW	MP	FG	3P	FT	R	F	A	TO	TP
Tucker	39	9-17	0-2	4-6	1	1	1	3	22
Morley	35	3-5	0-0	4-5	8	3	2	2	10
Wilkinson	31	5-8	0-0	7-8	5	3	1	5	17
Chambliss	30	2-4	2-4	1-2	7	0	1	3	7
Hanson	32	2-5	2-4	0-0	3	1	2	0	6
Nixon	8	0-0	0-0	0-0	2	0	0	0	0
Chappell	6	0-0	0-0	0-0	1	1	0	2	0
Helmigk	5	0-1	0-0	2-2	1	1	0	2	2
Taylor	11	0-2	0-0	1-2	3	0	0	1	1
Butch	3	0-0	0-0	0-0	0	2	0	0	0
TEAM					6				
TOTALS	200	21-42	4-10	19-25	35	14	7	18	65
		(.500)	(.400)	(.760)					

Blocks (0):
Steals (2): Tucker 1, Morley 1

NC State	MP	FG	3P	FT	R	F	A	TO	TP
Hodge	36	4-16	0-2	6-8	5	3	5	3	14
Brackman	14	0-1	0-0	0-0	2	5	0	2	0
Evtimov	38	2-10	2-7	2-2	4	4	3	5	8
Bennerman	31	4-6	2-3	0-1	3	3	1	0	10
Atsur	40	6-12	4-8	0-0	0	4	3	0	16
Grant	11	1-3	0-1	0-0	0	3	0	1	2
Bethel	2	0-0	0-0	0-0	0	0	0	0	0
Collins	19	1-1	1-1	0-0	2	2	0	2	3
Simmons	9	1-1	0-0	1-2	1	1	0	0	3
TEAM					4				
TOTALS	200	19-50	9-22	9-13	21	25	12	13	56
		(.380)	(.409)	(.692)					

Blocks (5): Simmons 3, Brackman 1, Collins 1
Steals (10): Atsur 4, Evtimov 3, Hodge 2,

Halftime: NC State 30, Wisconsin 21
Officials: Corbett, Harris, Lindsay

Game Notes

Key Plays

• Wisconsin opened the second half with a 26-7 run to turn a nine-point halftime deficit into a 47-37 lead with 8:43 remaining in the game.

Key Stats

• The Badgers made 14-of-24 (.583) field goals in the second half while limiting NC State to .321 (9-28) shooting from the field.
• After making its first six 3-pointers, NC State made just 3-of-16 from beyond the arc the rest of the way.

Notable

• With the victory, Wisconsin tied the school record for most wins in a season with 25.

**North Carolina 88,
Wisconsin 82**

(March 27, Carrier Dome - 30,123)

UW	MP	FG	3P	FT	R	F	A	TO	TP
Tucker	33	9-17	0-4	7-9	2	4	2	0	25
Morley	20	0-1	0-0	0-0	3	3	3	2	0
Wilkinson	39	5-11	1-2	0-0	7	4	5	3	11
Chambliss	26	3-7	3-6	0-0	3	2	4	2	9
Hanson	32	5-8	5-8	0-0	2	0	1	1	15
Nixon	6	1-2	0-0	0-0	1	2	0	1	2
Helmigk	4	0-1	0-0	0-0	1	0	1	0	0
Flowers	5	0-1	0-1	0-0	2	0	0	0	0
Taylor	28	6-12	2-3	4-4	3	2	1	2	18
Butch	4	0-0	0-0	0-0	1	0	0	0	0
Stiemsma	3	1-1	0-0	0-0	0	0	0	0	2
TEAM									4
TOTALS	200	30-61	11-24	11-13	29	17	17	12	82
		(.492)	(.458)	(.846)					

Blocks (0):

Steals (5): Wilkinson 2, Tucker 1, Morley 1, Hanson 1

UNC	MP	FG	3P	FT	R	F	A	TO	TP
J. Williams	21	3-6	0-3	0-0	2	0	1	0	6
McCants	31	8-17	3-6	2-4	4	2	4	0	21
May	34	13-19	0-0	3-4	12	2	2	1	29
Felton	33	5-11	1-5	6-6	5	2	7	3	17
Manuel	27	2-2	0-0	0-0	2	3	1	1	4
Scott	15	1-1	1-1	0-0	0	1	1	2	3
Thomas	2	0-0	0-0	0-0	0	0	1	0	0
M. Williams	21	1-6	0-1	4-4	3	2	1	1	6
Noel	16	1-2	0-0	0-0	3	3	1	1	2
TEAM									2
TOTALS	200	34-64	5-16	15-18	33	15	19	9	88
		(.531)	(.313)	(.833)					

Blocks (5): May 2, J. Williams 1, McCants 1, Felton 1

Steals (5): Manuel 3, M. Williams 2

Halftime: Wisconsin 44, North Carolina 44

Officials: Cahill, Cartmell, Hicks

Game Notes

Key Plays

• A Mike Wilkinson jumper cuts North Carolina's lead to one point with 3:54 remaining but the Badgers don't score again until the 1:38 mark. In the final four minutes, UNC makes just one field goal but connects on 11-of-12 free throws

Key Stats

• Wisconsin commits seven turnovers in the second half, compared to just two for UNC.
• North Carolina's 88 points are the most allowed by UW all season.

Notable

• The Badgers lost for just the second time (in 58 games) under Bo Ryan when scoring at least 70 points.

**UW RECORD
WHEN ...**

Under Ryan 2004-05


Ahead at the half	75-6	22-1
Behind at the half	16-27	2-6
Tied at the half	2-4	1-2
FG% of .450 or more	63-7	15-3
FG% less than .450	28-30	8-6
Better FG% than opp.	63-6	18-1
Worse FG% than opp.	29-30	7-7
Same FG% as opp.	1-1	0-1
Opp. FG% less than 45%	63-12	18-2
3FG% of 40% or more	40-8	16-5
3FG% less than 40%	53-29	9-4
Try more than 15 3FGs	59-27	18-8
Try 15 or fewer 3FGs	34-10	7-1
Make at least 70% FT	53-16	10-5
Try at least 25 FTs	32-3	8-1
Try less than 25 FTs	61-34	17-8
Outrebound opponent	62-11	16-3
Tied or outrebounded	31-26	9-6
More TOs than opp.	24-20	7-7
Same or fewer TOs	69-17	18-2
Commit 12 or more TOs	34-24	10-6
Commit less than 12 TOs	59-13	15-3
Score less than 50 pts.	0-4	0-1
Score 50-59 pts.	5-18	2-3
Score 60-69 pts.	32-13	9-4
Score 70-79 pts.	37-0	12-0
Score 80-89 pts.	17-2	2-1
Score 90 or more pts.	2-0	0-0
Allow less than 50 pts.	17-0	4-0
Allow 50-59 pts.	37-8	11-1
Allow 60-69 pts.	30-13	10-2
Allow 70-79 pts.	8-12	0-5
Allow 80-89 pts.	0-3	0-1
Allow 90 or more pts.	1-1	0-0
Overtime	2-2	0-0
vs. A.P. top 25 opponents	11-13	3-5
Home games	58-3	15-1
Road games	22-25	5-6
Neutral site games	13-9	5-2
Day games	36-11	6-4
Night games	57-26	19-5

Games Decided By ...


5 points or less	20-11	6-0
6-10 points	16-13	7-4
11-19 points	32-11	6-5
20 or more points	25-2	6-0

Televised Games

ESPN	11-4	2-2
ESPN2	2-4	2-1
CBS	13-7	5-3
ESPN Plus	36-12	10-1
Fox Sports Net	8-3	0-0
GSTV	1-0	0-0
UPN-14	0-1	0-1




Kammron Taylor averaged 8.4 points per game, third-best for Wisconsin. He had 10 double-figure scoring games, including a career-high 26 points vs. Iowa.



Ray Nixon shot .405 (17-42) from 3-point range last season.

RECORDS

Team Records84-87
Winning Streaks / Best Starts88
Opponent Records89
Individual Records90-95
Freshman Records96-97
1,000-Point Scorers98-101
30-Point Performances102
Kohl Center Records103
Yearly Statistical Leaders104-106



Michael Finley ranks either first or second in eight categories in UW's career record book.

Team Records

Single Season

Most Games

- 36 in 1999-00
- 34 in 2004-05
- 32 in 2003-04
32 in 2002-03
32 in 2001-02
32 in 1998-99
32 in 1995-96

Big Ten: 18, many times

Most Wins

- 25 in 2004-05
25 in 2003-04
- 24 in 2002-03
- 22 in 1999-00
22 in 1998-99

Big Ten: 12 in 1912, 1914, 2003 and 2004

Highest Winning Percentage

- 1.000 (15-0 in 1911-12)
1.000 (15-0 in 1913-14)
- .952 (20-1 in 1915-16)
- .933 (14-1 in 1912-13)
- .882 (15-2 in 1929-30)
.882 (15-2 in 1928-29)

Big Ten: 1.000 (12-0 in 1912 and 1914)

Points

- 2,290 in 2004-05
- 2,259 in 1993-94
- 2,250 in 2002-03
- 2,226 in 1991-92
- 2,193 in 1986-87

Big Ten: 1,338 in 1976

Scoring Average

- 86.3 in 1970-71
- 84.7 in 1961-62
- 81.9 in 1963-64
- 81.8 in 1966-67
- 80.1 in 1967-68

Big Ten: 84.1 in 1971

Scoring Defense

- 52.6 in 1949-50
- 53.0 in 1946-47
- 53.4 in 1947-48
- 55.2 in 1998-99
- 55.3 in 1996-97

Big Ten: 51.4 in 1949

Field Goal Pct. Defense

- .248 in 1946-47
- .276 in 1949-50
- .277 in 1947-48
- .291 in 1950-51
- .300 in 1952-53

Big Ten: .242 in 1947

Field Goals

- 816 in 1993-94
- 814 in 1985-86
- 813 in 1986-87
- 803 in 1984-85
- 798 in 2002-03

Big Ten: 535 in 1976

Field Goal Attempts

- 1,915 in 1963-64
- 1,831 in 1970-71
- 1,818 in 1974-75
- 1,812 in 1961-62
- 1,808 in 1975-76

Big Ten: 1,258 in 1976

Field Goal Percentage

- .503 (743-1476) in 1990-91
- .501 (774-1546) in 1988-89
- .488 (803-1646) in 1984-85
- .483 (814-1686) in 1985-86
- .479 (813-1696) in 1986-87

Big Ten: .486 (417-858) in 1991

3-Point Field Goals

- 250 in 2004-05
- 225 in 1993-94
- 219 in 1992-93
- 211 in 2001-02
- 207 in 1999-00

Big Ten: 138 in 1993

3-Point Field Goal Attempts

- 640 in 2004-05
- 609 in 1993-94
- 602 in 1999-00
- 593 in 2001-02
- 572 in 1998-99

Big Ten: 374 in 1993

3-Point Field Goal Pct.

- .448 (146-326) in 1988-89
- .447 (160-358) in 1986-87
- .432 (126-292) in 1987-88
- .426 (179-420) in 1991-92
- .413 (186-450) in 1990-91

Big Ten: .452 (85-188) in 1988

Free Throws

- 495 in 1954-55
- 492 in 2003-04
- 486 in 1953-54
- 473 in 1995-96
473 in 1952-53

Big Ten: 345 in 1955

Free Throw Attempts

- 717 in 1952-53
- 695 in 1953-54
- 693 in 1954-55
- 687 in 1994-95
- 685 in 2004-05

Big Ten: 479 in 1955

Free Throw Percentage

- .758 (413-545) in 1983-84
- .743 (361-496) in 1984-85
- .740 (413-558) in 1998-99
- .733 (368-502) in 1985-86
- .732 (453-619) in 2002-03

Big Ten: .787 (200-254) in 1999

Rebounds

- 1,268 in 1970-71
- 1,245 in 1972-73
- 1,207 in 1966-67
- 1,196 in 1962-63
- 1,177 in 1961-62

Big Ten: 776 in 1976

Offensive Rebounds

- 362 in 1995-96
- 356 in 2003-04
- 342 in 2004-05
- 332 in 1989-90
- 331 in 1993-94

Rebound Average

- 52.8 in 1970-71
- 51.9 in 1972-73
- 50.3 in 1966-67
- 50.0 in 1950-51
- 49.8 in 1962-63

Big Ten: 51.6 in 1971

Opponents Rebounding Avg.

- 29.5 in 1988-89
- 29.6 in 2000-01
- 29.8 in 1990-91
- 30.2 in 2003-04
- 30.5 in 1983-84

Big Ten: 29.6 in 2004

Assists

- 506 in 1986-87
- 478 in 1999-00
- 472 in 1993-94
- 469 in 1990-91
- 456 in 1984-85

Big Ten: 281 in 1987

Fewest Turnovers

- 320 in 2003-04
- 334 in 2002-03
- 337 in 2000-01
- 374 in 1984-85
- 377 in 1998-99

Big Ten: 166 in 2003

Fewest Turnovers / Game

- 10.0 in 2003-04
- 10.4 in 2002-03
- 11.3 in 1999-00
- 11.4 in 2004-05
- 11.6 in 2000-01

Big Ten: 10.4 in 2003 and 2004

Blocked Shots

- 153 in 1991-92
- 135 in 1993-94
- 103 in 1994-95
- 102 in 1999-00
- 97 in 1996-97

Big Ten: 79 in 1994

Steals

- 236 in 1999-00
- 224 in 1998-99
- 221 in 2002-03
- 220 in 1988-89
- 220 in 2003-04

Big Ten: 140 in 1993

(NOTE: single-season team records in conference games only are listed in italics)

Single Game**Points**

- 120 vs. SMU (120-82), 12/9/67
- 115 vs. Miss. Valley St. (115-79), 12/23/93
115 vs. Gonzaga (115-71), 12/17/63
- 114 vs. Michigan Tech (114-70), 12/5/70
- 113 vs. Iowa (113-87), 2/9/74

Big Ten: 113 vs. Iowa, 2/9/74

Scoring Defense

- 29 vs. Loyola-Chicago (66-29), 11/14/98
29 vs. Michigan State (35-29), 2/24/51
- 30 vs. Brown (52-30), 12/7/96
- 33 vs. Northwestern (56-33), 1/17/98
33 vs. Washington (Mo.) (43-33), 12/9/57

Big Ten: 29 vs. Michigan State (35-29), 2/24/51

Field Goals

- 48 vs. Southern Methodist, 12/9/67
48 vs. Gonzaga, 12/17/63
- 44 vs. Eastern Illinois, 12/1/70
44 vs. Illinois, 3/11/67
44 vs. West Virginia, 12/18/65
44 at LSU, 12/18/54

Big Ten: 44 vs. Illinois, 3/11/67

Field Goal Attempts

- 113 at Michigan State, 1/6/64
- 111 vs. Michigan Tech, 12/5/70
- 102 vs. South Dakota, 12/9/72
- 99 vs. Northern Michigan, 12/11/71
- 97 vs. West Virginia, 12/18/65

Big Ten: 113 at Michigan State, 1/6/64

Field Goal Percentage

- .744 (32-43) vs. Army, 12/30/79
- .687 (33-48) vs. N. Illinois, 12/22/84
- .667 (32-48) at New Mexico, 12/29/84
- .649 (24-37) at Minnesota, 1/3/87
- .648 (35-54) vs. E. Illinois, 12/28/95

Big Ten: .649 (24-37) at Minnesota, 1/3/87

Field Goal Pct. Defense

- .183 vs. Creighton, 1/8/49
.183 vs. Missouri, 12/9/48
- .184 vs. Brown, 12/7/96
.184 vs. Purdue, 1/19/48
.184 vs. Indiana, 1/15/49

Big Ten: .184 vs. Purdue, 1/19/48 and .184 vs. Indiana, 1/15/49

3-Point Field Goals

- 15 vs. Missouri, 3/19/94
15 vs. Alcorn State, 12/29/92
- 14 at Purdue, 1/5/05
14 at Temple, 12/14/00
14 vs. Michigan State, 2/2/94
14 vs. Texas-Arlington, 12/22/90

Big Ten: 14 at Purdue, 1/5/05 and vs. Michigan State, 2/2/94

3-Point Field Goal Attempts

- 40 vs. Temple, 12/3/01
- 37 vs. Missouri, 3/19/94
- 35 at Eastern Michigan, 12/10/94
- 32 at Marquette, 12/31/94
- 31 vs. UW-Milwaukee, 11/27/93
31 vs. Northwestern, 2/3/93

Big Ten: 31 vs. Northwestern, 2/3/93

3-Point Field Goal Pct.

(min. 8 attempts)

- .900 (9-10) at Illinois, 1/25/97
- .889 (8-9) vs. North Dakota State, 12/10/86
- .778 (7-9) vs. Indiana, 3/3/90
.778 (7-9) at Iowa, 2/10/90
- .750 (6-8) vs. Gonzaga, 12/1/89
.750 (9-12) vs. Denver, 12/14/88

Big Ten: .900 (9-10) at Illinois, 1/25/97

Free Throws

- 41 at Illinois, 1/1/55
- 40 vs. Minnesota, 1/12/53
- 37 at Michigan, 2/21/53
- 36 vs. Ohio State, 2/6/02
36 vs. Sam Houston State, 12/13/92

Big Ten: 41 at Illinois, 1/1/55

Free Throw Attempts

- 61 at Michigan, 2/21/53
- 54 at Illinois, 1/1/55
- 50 at Indiana, 2/12/62
- 48 vs. Sam Houston State, 12/13/92
48 vs. Michigan State, 3/9/53
48 vs. Minnesota, 1/12/53

Big Ten: 61 at Michigan, 2/21/53

Free Throw Percentage

(min. 12 attempts)

- 1.000 (22-22) vs. Purdue, 2/7/76
1.000 (13-13) at Loyola, 12/12/87
1.000 (12-12) vs. Marquette, 12/4/90
1.000 (12-12) vs. S. Illinois, 12/3/83
- .962 (25-26) vs. Michigan, 2/26/92

Big Ten: 1.000 (22-22) vs. Purdue, 2/7/76

Rebounds

- 79 vs. Michigan Tech, 12/5/70
- 76 vs. South Dakota, 12/9/72
- 74 vs. Iowa, 2/6/71
74 vs. Washington (Mo.), 12/11/61
- 73 vs. Gonzaga, 12/17/63

Big Ten: 74 vs. Iowa, 2/6/71

Assists

- 33 vs. Northwestern, 3/7/53
- 31 vs. South Dakota, 12/6/84
31 at Louisiana State, 12/18/54
- 30 vs. Iowa, 3/9/94
- 29 vs. Mississippi Valley State, 12/23/93

Big Ten: 33 vs. Northwestern, 3/7/53

Fewest Turnovers

- 2 vs. Penn State, 3/3/93
 - 4 vs. Michigan State, 3/11/00
 - 5, 10 times; MR vs. Alabama, 12/29/04
- Big Ten: 2 vs. Penn State, 3/3/93*

Blocked Shots

- 12 vs. Northwestern, 3/9/00
- 11 at Portland, 11/30/91
- 11 vs. Texas-Arlington, 12/22/90
- 11 vs. Ferris State, 11/28/88
- 11 vs. Rollins, 12/1/73

*Big Ten: 12 vs. Northwestern, 3/9/00**

Steals

- 17 vs. Michigan State, 1/7/88
- 16 vs. New Hampshire, 12/11/02
- 16 vs. Denver, 12/14/88
- 15, five times; MR

Big Ten: 17 vs. Michigan State, 1/7/88

(NOTE: single-game team records in conference games only are listed in italics after each statistical category)

*Big Ten Tournament game

Single Half**Points**

- 67 vs. Iowa, 1/25/88 (2nd)
- 65 vs. Cleveland State, 12/22/79 (2nd)
- 65 vs. Gonzaga, 12/17/63 (2nd)
- 63 vs. Miss. Valley State, 12/23/93 (2nd)
- 63 vs. Southern Methodist, 12/9/67 (1st)

Big Ten: 67 vs. Iowa, 1/25/88 (2nd)

Scoring Defense

- 8 vs. Pittsburgh, 12/12/47 (1st)
- 10 at Marquette, 12/23/98 (1st)
- 10 at Marquette, 12/31/48 (1st)
- 11 vs. Michigan State, 2/9/48 (2nd)
- 12 vs. Brown, 12/7/96 (2nd)
- 12 vs. UNC-Wilmington, 11/30/96 (1st)
- 12 vs. Marquette, 12/2/50 (2nd)

Big Ten: 11 vs. Michigan State, 2/9/48 (2nd)

Field Goals

- 28 vs. Georgia, 12/17/63 (2nd)
- 27 vs. Iowa, 1/25/88 (2nd)
- 26 vs. Southern Methodist, 12/9/67 (1st)
- 25 vs. Purdue, 3/2/68 (2nd)
- 25 vs. West Virginia, 12/18/65 (1st)
- 25 vs. Indiana, 2/25/63 (1st)

Big Ten: 27 vs. Iowa, 1/25/88 (2nd)

Field Goal Attempts

- 58 at Michigan State, 1/6/64 (2nd)
- 57 vs. Michigan Tech, 12/5/70 (2nd)
- 56 vs. SIU-Edwardsville, 12/2/72 (2nd)
- 56 vs. Ohio State, 2/29/70 (2nd)
- 55 at Michigan State, 1/6/64 (1st)

Big Ten: 58 at Michigan State, 1/6/64 (2nd)

Field Goal Percentage

- .778 (14-18) vs. Bowling Green, 3/13/91 (2nd)
- .773 (17-22) vs. N. Illinois, 12/18/84 (2nd)
- .762 (16-21) vs. Northwestern, 1/30/88 (1st)
- .760 (19-25) vs. Army, 12/30/79 (2nd)
- .750 (15-20) vs. NE Illinois, 11/28/95 (1st)

Big Ten: .762 (16-21) vs. Northwestern, 1/30/88 (1st)

Field Goal Pct. Defense

- .118 vs. Brown, 12/7/96 (2nd)
- .136 at Marquette, 12/23/98 (1st)
- .154 vs. Michigan State, 1/17/96 (1st)
- .158 vs. Northwestern, 2/18/01 (1st)
- .158 vs. Northwestern, 2/10/99 (1st)

Big Ten: .154 vs. Michigan State, 1/17/96 (1st)

3-Point Field Goals

- 11 at Eastern Michigan, 12/10/94 (2nd)
- 10 vs. Michigan, 12/16/00 (1st)
- 9, six times; MR at Temple, 12/9/98 (1st)

Big Ten: 10 vs. Michigan, 12/16/00

3-Point Field Goal Attempts

- 24 at Eastern Michigan, 12/10/94 (2nd)
- 22 vs. Missouri, 3/19/94 (2nd)
- 18 vs. Iowa, 1/25/88 (2nd)
- 17, seven times; MR at Tennessee, 11/21/00 (2nd)

Big Ten: 17, four times; MR vs. Michigan State, 2/2/94 (1st)

3-Point Field Goal Pct.

(min. 5 attempts)

- 1.000 (10-10) vs. Michigan, 2/16/00 (1st)
- 1.000 (6-6) at Illinois, 1/25/97 (1st)
- 1.000 (5-5) at Wright St., 12/5/95 (2nd)
- 1.000 (6-6) vs. North Dakota State, 12/10/86 (1st)
- .857 (6-7) at Iowa, 2/10/90 (1st)

Big Ten: 1.000 (10-10) vs. Michigan, 2/16/00 (1st)

Free Throws

- 31 at St. Bonaventure, 12/14/96 (2nd)
- 27 vs. Ohio State, 3/4/89 (2nd)
- 26 vs. Marquette, 2/19/90 (2nd)
- 23 vs. Washington State, 12/1/84 (2nd)
- 22, five times; MR vs. Iowa, 1/16/01 (2nd)

Big Ten: 27 vs. Ohio State, 3/4/89 (2nd)

Free Throw Attempts

- 42 at St. Bonaventure, 12/14/96 (2nd)
- 36 vs. Ohio State, 3/4/89 (2nd)
- 35 vs. Minnesota, 1/7/91 (2nd)
- 33 vs. Marquette, 2/19/90 (2nd)
- 31 at Indiana, 2/12/62 (2nd)

Big Ten: 36 vs. Ohio State, 3/4/89 (2nd)

Free Throw Percentage

(min. 12 attempts)

- 1.000 (15-15) vs. Purdue, 2/7/76 (2nd)
- 1.000 (13-13) vs. Purdue, 2/2/92 (1st)
- 1.000 (13-13) at Ohio St., 1/7/89 (2nd)
- 1.000 (13-13) vs. Florida, 12/20/67 (2nd)
- 1.000 (12-12) at Marquette, 12/4/90 (2nd)
- 1.000 (12-12) vs. Pittsburgh, 12/30/86 (2nd)

Big Ten: 1.000 (15-15) vs. Purdue, 2/7/76 (2nd)

Rebounds

- 46 vs. Michigan Tech, 12/1/71 (2nd)
- 46 vs. Gonzaga, 12/17/63 (2nd)
- 45 vs. South Dakota St., 12/9/72 (1st)
- 43 at Michigan State, 1/6/64 (1st)
- 40 vs. DePauw, 12/15/73 (1st)
- 40 vs. Michigan Tech, 12/5/70 (1st)
- 40 vs. Boston College, 12/18/64 (1st)

Big Ten: NA

Assists

- 17 vs. Miss. Valley State, 12/23/93 (2nd)
- 17 vs. Alcorn State, 12/29/92 (1st)
- 17 vs. UT-Arlington, 12/22/90 (2nd)
- 17 vs. Iowa State, 12/7/74 (1st)
- 16 vs. Iowa, 1/25/88 (2nd)
- 16 vs. LSU, 12/18/54 (1st)

Big Ten: 16 vs. Iowa, 1/25/88 (2nd)

Fewest Turnovers

- 0 vs. Indiana, 1/4/97 (2nd)
- 1, seven times; MR vs. Penn State, 3/3/93 (1st and 2nd)

Big Ten: 0 vs. Indiana, 1/4/97 (2nd)

Blocked Shots

- 7 at Illinois, 1/22/92 (1st)
- 7 vs. UT-Arlington, 12/22/90 (1st)
- 7 vs. San Francisco St., 11/29/90 (2nd)
- 7 vs. Rollins College, 12/1/73 (1st)
- 6, four times; MR vs. Northwestern, 3/9/00 (1st and 2nd)

Big Ten: 7 at Illinois, 1/22/92 (1st)

Steals

- 11 vs. Denver, 12/14/88 (2nd)
- 10 vs. Minnesota, 1/22/00 (1st)
- 10 vs. Michigan State, 1/7/88 (1st)
- 10 at Purdue, 1/30/82 (2nd)
- 9, six times; MR vs. New Hampshire, 12/11/02 (2nd)

Big Ten: 10, three times; MR vs. Minnesota, 1/22/00 (1st)

Scoring Margins

Biggest Wins

- 55 Denver (89-34), 12/14/88
- 52 Morgan State (94-42), 12/23/79
- 52 North Dakota State (102-50), 1/23/62
- 49 New Hampshire (85-36), 12/11/02
- 46 North Dakota (94-48), 12/7/68

Biggest Home Wins

- 55 Denver (89-34), 12/14/88
- 52 Morgan State (94-42), 12/23/79
- 52 North Dakota State (102-50), 1/23/62
- 49 New Hampshire (85-36), 12/11/02
- 46 North Dakota (94-48), 12/7/68

Biggest Road Wins

- 38 at Chaminade (104-66), 11/22/95
- 37 vs. Nebraska (78-41), 11/22/98
- 36 at Loyola Marymount (103-67), 12/4/93
- 35 vs. Navy (93-58), 12/29/91
- 34 at Chicago (54-20), 2/9/42

Attendance

Largest Crowds to Watch the Badgers

No.	Attend.	Arena
1.	43,116	RCA Dome, Indianapolis
2.	30,713	Carrier Dome, Syracuse, N.Y.
3.	30,132	Carrier Dome, Syracuse, N.Y.
4.	28,168	HHH Metrodome, Minneapolis
5.	23,697	United Center, Chicago
6.	23,266	Rupp Arena, Lexington
7.	22,157	United Center, Chicago
8.	22,011	United Center, Chicago
9.	21,739	United Center, Chicago
10.	21,711	United Center, Chicago
	21,711	United Center, Chicago
12.	21,517	United Center, Chicago
13.	20,695	United Center, Chicago
14.	20,297	United Center, Chicago
15.	19,627	United Center, Chicago
16.	19,200	Value City Arena, Columbus
17.	19,165	Chicago Stadium
18.	19,100	Value City Arena, Columbus
19.	18,996	Conseco Fieldhouse, Indianapolis
20.	18,866	Bradley Center, Milwaukee
	18,866	Bradley Center, Milwaukee

Biggest Defeats

- 53 at Iowa (48-101), 2/10/86
- 53 at Indiana (61-114), 1/3/76
- 44 at UCLA (56-100), 12/28/66
- 44 Michigan (59-103), 2/22/64
- 41 at UCLA (53-94), 11/25/72
- 41 at Rice (37-78), 12/6/58

Biggest Home Defeats

- 44 Michigan (59-103), 2/22/64
- 37 Ohio State (69-106), 2/8/60
- 33 Purdue (42-75), 2/7/96
- 32 Ohio State (68-100), 1/30/61
- 31 Minnesota (78-109), 2/12/94
- 31 Michigan State (57-88), 2/2/59

Biggest Road Defeats

- 53 at Iowa (48-101), 2/10/86
- 53 at Indiana (61-114), 1/3/76
- 44 at UCLA (56-100), 12/28/66
- 41 at UCLA (53-94), 11/25/72
- 41 at Rice (37-78), 12/6/58

UW'S 100-POINT GAMES

- 120 Southern Methodist (82), 12/9/67
- 115 Mississippi Valley State (79), 12/23/93
- 115 Gonzaga (71), 12/17/63
- 114 Michigan Tech (70), 12/5/70
- 113 Iowa (87), 2/9/74
- 110 Alcorn State (81), 12/29/92
- 110 Northwestern (94), 2/21/67
- 108 Detroit Mercy (86), 12/23/92
- 107 Michigan Tech (74), 12/1/71
- 107 Louisiana State (68), 12/18/54
- 106 UW-Milwaukee (84), 11/27/93
- 105 Eastern Illinois (70), 12/28/95
- 105 Texas-Arlington (74), 12/22/90
- 105 DePauw (63), 11/29/75
- 105 at Indiana (94), 2/12/62
- 105 vs. Dayton (93), 12/28/61
- 104 vs. Chaminade (66), 11/22/95
- 104 Cal. State-L.A. (88), 12/27/85
- 104 Northern Michigan (65), 12/11/71
- 104 Purdue (84), 3/2/68
- 104 vs. Arizona (77), 12/30/66
- 104 vs. Georgia Tech (84), 12/28/63
- 103 Cleveland State (78), 12/22/79
- 103 Grambling (83), 12/29/93
- 103 at Loyola Marymount (67), 12/4/93
- 103 Michigan State (96), 2/22/75
- 103 Illinois (101), 2/19/62
- 102 Eastern Illinois (84), 12/1/70
- 102 Illinois (92), 3/11/67
- 102* at Michigan (120), 2/12/66
- 102 Indiana (96), 2/25/63
- 102 North Dakota State (50), 1/23/62
- 101 Northwestern (87), 2/3/93
- 101 Charleston Southern (72), 12/14/92
- 101 Illinois (75), 1/19/74
- 101 Michigan State (74), 2/29/72
- 100 Florida A&M (56), 11/26/83
- 100 SIU-Edwardsville (74), 12/2/72
- 100* at Iowa (119), 2/10/70

*losses

Winning Streaks and Best Starts

All-time Badger Winning Streaks

Overall

No.	Began	Opponent	Site	Score	Ended	Opponent	Site	Score
29	Dec. 9, 1911	Beloit	H	31-18	March 7, 1913	Chicago	A	10-23
24	Dec. 13, 1913	Knox	H	48-15	Jan. 23, 1915	Chicago	H	19-24
19	Jan. 11, 1941	Iowa	H	49-35	Dec. 31, 1941	Dartmouth	N	49-57
16	Jan. 29, 1916	Chicago	A	29-18	Jan. 13, 1917	Minnesota	A	25-33
12	Dec. 10, 1915	Beloit	H	38-11	Jan. 22, 1916	Illinois	A	20-27
12	Feb. 1, 1907	Illinois	H	47-13	Feb. 28, 1908	Chicago	A	19-24

Single Season


No.	Began	Opponent	Site	Score	Ended	Opponent	Site	Score
15	Jan. 11, 1941	Iowa	H	49-35	March 29, 1941	Washington St.	N	39-34
15	Dec. 13, 1913	Knox	H	48-15	March 10, 1914	Purdue	A	27-13
15	Dec. 9, 1911	Beloit	H	31-18	March 16, 1912	Indiana	A	32-21
14	Dec. 7, 1912	Ripon	H	40-13	March 7, 1913	Chicago	A	10-23
12	Dec. 10, 1915	Beloit	H	38-11	Jan. 22, 1916	Illinois	A	20-27

Home Games (Overall)

No.	Began	Opponent	Score	Ended	Opponent	Score
38	Dec. 7, 2002	UNLV	91-74	Jan. 25, 2005	Illinois	65-75
33	March 8, 1911	Northwestern	23-11	Jan. 23, 1915	Chicago	19-24
24	Jan. 14, 1929	Indiana	24-20	Feb. 14, 1931	Minnesota	15-42
18	Feb. 19, 1915	Purdue	26-21	Jan. 26, 1917	Chicago	13-21
18	Feb. 27, 1909	Purdue	29-6	March 1, 1911	Minnesota	13-21

Road Games (Overall)

No.	Began	Opponent	Score	Ended	Opponent	Score
12	Dec. 20, 1911	Beloit	20-12	March 7, 1913	Chicago	10-23
10	Jan. 10, 1914	Illinois	26-25	Feb. 8, 1915	Illinois	19-39
7	Jan. 29, 1916	Chicago	29-18	Jan. 13, 1917	Minnesota	25-33
7	Dec. 30, 1915	Ripon	27-15	Jan. 22, 1916	Illinois	20-27
7	March 3, 1905	Co. F Portage	52-28	March 2, 1906	Chicago	18-35



Rashard Griffith was a freshman the last time Wisconsin began a season 11-0 (1993-94).

UW's Best Starts


Unbeaten

6-0: 15 times, last in 1996-97
 7-0: 13 times, last in 1993-94
 8-0: 10 times, last in 1993-94
 9-0: 7 times, last in 1993-94
 10-0: 5 times, last in 1993-94
 11-0: 5 times, last in 1993-94
 12-0: 4 times, last in 1915-16
 13-0: 3 times, last in 1913-14
 14-0: 3 times, last in 1913-14
 15-0: 2 times, last in 1913-14

UW team has never been unbeaten with more than 15 wins.

One-Loss

6-1: 23 times, last in 2003-04
 7-1: 16 times, last in 2003-04
 8-1: 14 times, last in 2003-04
 9-1: 13 times, last in 2000-01
 10-1: 7 times, last in 2000-01
 11-1: 5 times, last in 1998-99
 12-1: 6 times, last in 1998-99
 13-1: 2 times, last in 1928-29
 14-1: 3 times, last in 1928-29
 15-1: once, in 1915-16
 16-1: once, in 1915-16
 17-1: once, in 1915-16
 18-1: once, in 1915-16
 19-1: once, in 1915-16
 20-1: once, in 1915-16



WISCONSIN RECORDS

Opponent Records

Individual

Field Goals

- 18 Lynn Greer (Temple), 12/3/01
- 18 Scott Skiles (Michigan State), 1/30/86
- 18 Bill Bradley (Princeton), 12/21/63

Field Goal Attempts

- 42 Oliver Shannon (Minnesota), 3/6/71
- 42 Pete Maravich (LSU), 12/15/67

Field Goal Percentage (min. 10 att.)

- 1.000 (10-10), Alan Anderson (Michigan State), 2/24/05

3-point Field Goals

- 8 Shawn Respert (Michigan State), 3/11/95

3-point Field Goal Attempts

- 17 Shawn Respert (Michigan State), 3/11/95

3-point FG Percentage (min. 6 att.)

- 1.000 (7-7), Glen Rice (Michigan), 2/25/89
- 1.000 (6-6), Doug Altenberger (Illinois), 2/7/87

Free Throws

- 17 Geno Carlisle (Northwestern), 2/21/96
- 17 Dennis Hopson (Ohio State), 2/12/87

Free Throw Attempts

- 22 Dennis Hopson (Ohio State), 2/12/87

Free Throw Percentage (min. 10 att.)

- 1.000, many times (Most: 14-14, Glenn Robinson (Purdue), 2/13/93)

Rebounds

- 30 Chuck Darling (Iowa), 3/3/52

Assists

- 16 Arriel McDonald (Minnesota), 1/12/94

Blocked Shots

- 9 Acie Earl (Iowa), 1/29/92

Steals

- 8 Brett Etherington (Butler), 12/15/90
- 8 Brent Carmichael (N. Iowa), 12/1/82
- 8 Darryl Mitchell (Minnesota), 1/8/81

Minutes Played

- 55 Steve Alford (Indiana), 2/16/87
- 55 Terry Donnelly (Michigan State), 1/29/77

Team

Points in a Half

- 63 Kentucky, 2nd, 12/20/63

Field Goals

- 49 Michigan, 2/12/66

Field Goal Attempts

- 108 Minnesota, 3/6/71

Field Goal Percentage

- .702 (33-47), Indiana, 2/24/01

Field Goal Percentage in a Half

- .818 (18-22), 2nd, Michigan State, 2/24/68

3-point Field Goals

- 14 Indiana, 2/24/01

3-point Field Goal Attempts

- 33 Illinois, 1/25/97

3-point FG Percentage (min 8 att.)

- .875 (7-8), Illinois, 2/7/87

Free Throws

- 40 Iowa, 1/21/95

Free Throw Attempts

- 52 Iowa, 1/21/95

Free Throw Percentage (min. 12 att.)

- 1.000, many (Most: 25-25, Purdue, 2/7/76)

Rebounds

- 83 Michigan State, 3/2/59

Assists

- 33 UCLA, 11/25/72

Fewest Turnovers

- 4 Illinois, 2/3/96

Blocked Shots

- 13 Georgia, 12/28/74

Steals

- 20 Indiana, 1/31/76

MOST POINTS/INDIVIDUAL

- 50 Terry Dischinger (Purdue), 1/27/62
- 47 Bill Bradley (Princeton), 12/21/63
- 47 Lynn Greer (Temple), 12/3/01
- 44 Henry Wilmore (Michigan), 1/9/71
- 44 Tony Smith (Marquette), 2/19/90
- 44 Jimmy Rayl (Indiana), 2/12/62
- 42 Glenn Robinson (Purdue), 2/13/93
- 42 Oliver Shannon (Minnesota), 3/6/71
- 42 Pete Maravich (LSU), 12/15/67
- 41 Scott May (Indiana), 2/26/76
- 40 Rick Mount (Purdue), 1/9/68
- 40 Gary Bradds (Ohio State), 2/15/64

MOST POINTS/TEAM

- 120 at Michigan (102), 2/12/66
- 119 at Iowa (100), 2/10/70
- 114 at Indiana (61), 1/31/76
- 111 at Minnesota (92), 2/1/64
- 109 vs. Missouri (96), 3/19/94
- 109 Minnesota (78), 2/12/94
- 108 at Indiana (82), 2/24/64
- 108 at Kentucky (85), 12/20/63
- 107 at Michigan (86), 2/2/76
- 107 at Purdue (80), 2/16/74



WISCONSIN RECORDS

Individual Records

Career

Points

1. 2,147 Michael Finley, 1992-95
 2. 1,854 Danny Jones, 1987-90
 3. 1,745 Claude Gregory, 1978-81
 4. 1,736 Rick Olson, 1983-86
 5. 1,545 Trent Jackson, 1986-89
 6. 1,532 Mike Wilkinson, 2002-05
 7. 1,454 Kirk Penney, 2000-03
 8. 1,425 Devin Harris, 2002-04
 9. 1,408 Clarence Sherrod, 1969-71
 10. 1,405 Cory Blackwell, 1982-84
- Big Ten: 1,385, Michael Finley, 1992-95*

Scoring Average


1. 19.6 Clarence Sherrod, 1969-71
 2. 18.7 Michael Finley, 1992-95
 3. 18.1 Wes Matthews, 1978-80
 4. 16.9 Cory Blackwell, 1982-84
 - 16.9 Joe Franklin, 1966-68
 6. 16.6 Leon Howard, 1971-73
 7. 15.9 Claude Gregory, 1978-81
 - 15.9 James Johnson, 1967-69
 9. 15.7 Danny Jones, 1987-90
 10. 15.6 Rashard Griffith, 1994-95
 - 15.6 Trent Jackson, 1986-89
- Big Ten: 21.1, Clarence Sherrod, 1969-71*

Field Goals

1. 739 Michael Finley, 1992-95
 2. 729 Rick Olson, 1983-86
 3. 723 Danny Jones, 1987-90
 4. 656 Claude Gregory, 1978-81
 5. 563 Cory Blackwell, 1982-84
 6. 557 Trent Jackson, 1986-89
 7. 522 Mike Wilkinson, 2002-05
 8. 503 Kirk Penney, 2000-03
 9. 500 Clarence Sherrod, 1969-71
 10. 489 Wes Matthews, 1978-80
- Big Ten: 471, Michael Finley, 1992-95*

Field Goal Attempts

1. 1,681 Michael Finley, 1992-95
 2. 1,535 Rick Olson, 1983-86
 3. 1,492 Claude Gregory, 1978-81
 4. 1,351 Danny Jones, 1987-90
 5. 1,234 Cory Blackwell, 1982-84
 6. 1,230 Clarence Sherrod, 1969-71
 7. 1,218 Bob Litzow, 1956-58
 8. 1,206 Trent Jackson, 1986-89
 9. 1,199 Don Rehfeldt, 1947-50
 10. 1,158 Kirk Penney, 2000-03
- Big Ten: 1,098, Michael Finley, 1992-95*



Danny Jones ranks second on Wisconsin's all-time career scoring list with 1,854 points. His 611 points in 1988-99 are the third-most in school history.

Field Goal Percentage

- (min. 500 attempts)
1. .573 Patrick Tompkins (306-534), '88-91
 2. .557 Andy Kowske (359-645), 1998-01
 3. .554 Rashard Griffith (294-531), 1994-95
 4. .545 Willie Simms (391-717), 1988-91
 5. .535 Danny Jones (723-1351), 1987-90
 6. .527 J.J. Weber (405-768), 1984-87
 7. .512 Joe Chrnlich (465-908), 1977-80
 8. **.510 Alando Tucker (320-628), 2003-pres.**
 9. .493 Mike Heineman (262-532), 1984-87
 - .493 Brad Sellers (356-723), 1982-83
- Big Ten (min. 400 att.): .532, Danny Jones (446-839), 1987-90*

3-Point Field Goals

1. 227 Tim Locum, 1988-91
 2. 217 Kirk Penney, 2000-03
 3. 213 Michael Finley, 1992-95
 4. 193 Trent Jackson, 1986-89
 5. 187 Devin Harris, 2002-04
 6. 167 Tracy Webster, 1992-94
 7. 166 Sean Mason, 1995-99
 8. 162 Andy Kilbride, 1992-95
 9. 120 Jon Bryant, 1999-2000
 10. 103 Duany Duany, 1996-2000
- Big Ten: 141, Michael Finley, 1992-95*

3-Point Field Goal Attempts

1. 631 Michael Finley, 1992-95
 2. 561 Kirk Penney, 2000-03
 3. 499 Devin Harris, 2002-04
 4. 481 Tim Locum, 1988-91
 5. 471 Sean Mason, 1995-99
 6. 430 Trent Jackson, 1986-89
 7. 406 Tracy Webster, 1992-94
 8. 388 Andy Kilbride, 1992-95
 9. 319 Jon Bryant, 1999-2000
 10. 316 Duany Duany, 1996-2000
- Big Ten: 413, Michael Finley, 1992-95*

3-Point Field Goal Pct.

- (min. 60 attempts)
1. .475 Mike Heineman (29-61), 1984-87
 2. .472 Tim Locum (227-481), 1988-91
 3. .449 Trent Jackson (193-430), 1986-89
 4. .431 Brian Good (94-218), 1989-92
 5. .424 Shelton Smith (59-139), 1985-87
 6. .419 Clayton Hanson (93-222), 2002-05
 7. .418 Andy Kilbride (162-388), 1992-95
 8. .412 Zach Morley (42-102), 2002-05
 9. .411 Tracy Webster (167-406), 1992-94
 10. .396 John Ellenson (36-91), 1989-91
- Big Ten (min. 100 att.): .454, Tim Locum (128-282), 1988-91; and Trent Jackson (128-282), 1986-89*

Free Throws

1. 456 Michael Finley, 1992-95
 2. 433 Claude Gregory, 1978-81
 3. 408 Danny Jones, 1987-90
 - 408 Clarence Sherrod, 1969-71
 5. 394 Mike Wilkinson, 2002-05
 6. 362 Devin Harris, 2002-04
 7. 332 Sean Mason, 1995-99
 8. 316 Dick Cable, 1952-55
 9. 307 Paul Morrow, 1952-54
 10. 301 James Johnson, 1967-69
- Big Ten: 302, Michael Finley, 1992-95*

Free Throw Attempts

1. 599 Danny Jones, 1987-90
 2. 593 Michael Finley, 1992-95
 3. 586 Claude Gregory, 1978-81
 4. 534 Mike Wilkinson, 2002-05
 5. 522 Clarence Sherrod, 1969-71
 6. 476 Joe Franklin, 1966-68
 7. 449 Paul Morrow, 1952-54
 8. 429 James Johnson, 1967-69
 9. 423 Leon Howard, 1971-73
 10. 422 Ab Nicholas, 1950-52
- Big Ten: 387, Michael Finley, 1992-95; and Claude Gregory, 1978-81*

Free Throw Percentage

(min. 175 attempts)

- .870 Rick Olson (260-299), 1983-86
- .856 Tim Locum (166-194), 1988-91
- .817 Wes Matthews (273-334), 1978-80
- .804 Mike Carlin (172-214), 1966-68
- .801 Dick Miller (246-307), 1954-56
- .794 Sean Mason (332-418), 1995-99
- .782 C. Sherrod (408-522), 1969-71
- .778 Devin Harris (362-465), 2002-04
- .775 Tracy Webster (207-267), 1992-94
- .773 Trent Jackson (238-308), 1986-89

Big Ten (min. 100 att.): .874, Rick Olson (166-190), 1983-86

Rebounds


- 904 Claude Gregory, 1978-81
- 858 Joe Franklin, 1966-68
- 856 Mike Wilkinson, 2002-05
- 841 Joe Chernelich, 1977-80
- 806 Kim Hughes, 1972-74
- 718 Larry Petty, 1978-81
- 680 Dale Koehler, 1973-76
- 656 Andy Kowske, 1998-01
- 648 Michael Finley, 1992-95
- 644 Sean Daugherty, 1995-98

Big Ten: 609, Claude Gregory, 1978-81

Rebounding Average

(min. 500 rebounds)

- 11.9 Joe Franklin, 1966-68
- 11.2 Kim Hughes, 1972-74
- 10.4 Jack Brens, 1962-64
- 8.9 Tom Gwyn, 1961-63
- 8.7 Dale Koehler, 1973-76
- 8.2 Claude Gregory, 1978-81



Claude Gregory grabbed 904 rebounds during his Badger career, most in UW history.

- 7.8 Kerry Hughes, 1972-74
- 7.7 Joe Chernelich, 1977-80
- 7.6 Leon Howard, 1971-73
- 7.6 Ken Siebel, 1961-63

Big Ten (min. 350 reb.): 12.4, Joe Franklin, 1966-68

Offensive Rebounds

- 311 Mike Wilkinson, 2002-05
- 240 Andy Kowske, 1998-01
- 227 Sean Daugherty, 1995-98
- 205 Michael Finley, 1992-95
- 181 Patrick Tompkins, 1988-91
- 176 Willie Simms, 1988-91
- 161 Alando Tucker, 2003-pres.**
- 150 Rashard Griffith, 1994-95
- 145 Charlie Wills, 1999-02
- 144 Kurt Portmann, 1987-90

Offensive rebounds first tracked in 1987-88

Assists

- 501 Tracy Webster, 1992-94
- 388 Mike Heineman, 1984-87
- 371 Michael Finley, 1992-95
- 344 Mike Kelley, 1998-01
- 335 Tom Molaski, 1986-89
- 311 Mark Vershaw, 1998-01
- 295 Devin Harris, 2002-04
- 290 Arnold Gaines, 1977-80
- 261 Trent Jackson, 1986-89
- 259 Rick Olson, 1983-86

Big Ten: 295, Tracy Webster, 1992-94

Steals

- 275 Mike Kelley, 1998-01
- 183 Tracy Webster, 1992-94
- 169 Mike Wilkinson, 2002-05
- 168 Michael Finley, 1992-95
- 164 Devin Harris, 2002-04
- 151 Trent Jackson, 1986-89
- 133 Hennssy Auriantal, 1996-99
- 131 Claude Gregory, 1978-81
- 113 Wes Matthews, 1978-80
- 111 Ty Calderwood, 1997, '99

Big Ten: 138, Mike Kelley, 1998-01


Blocked Shots

- 124 Rashard Griffith, 1994-95
- 120 Brad Sellers, 1982-83
- 117 Mike Wilkinson, 2002-05
- 102 Kurt Portmann, 1987-90
- 95 J.J. Weber, 1984-87
- 92 Louis Ely, 1991-93
- 86 Andy Kowske, 1998-01
- 78 Michael Finley, 1992-95
- 71 Sam Okey, 1996-98
- 67 Claude Gregory, 1978-81

Big Ten: 80, Rashard Griffith, 1994-95

Games Played

- 130 Mike Wilkinson, 2002-05
- 129 Charlie Wills, 1999-02
- 128 Mike Kelley, 1998-01



Mike Wilkinson played in all 130 games in his career, a school record. Wilkinson also holds UW career records for offensive rebounds and minutes played.

- 128 Andy Kowske, 1998-01
- 128 Mark Vershaw, 1998-01
- 127 Kirk Penney, 2000-03
- 118 Tim Locum, 1988-91
- 118 Danny Jones, 1987-90
- 118 Kurt Portmann, 1987-90
- 117 Sean Daugherty, 1995-98

Big Ten: 72, five players tied

Games Started

- 116 Mike Kelley, 1998-01
- 112 Rick Olson, 1983-86
- 112 Michael Finley, 1992-95
- 109 Andy Kowske, 1998-01
- 109 Danny Jones, 1987-90
- 108 Joe Chernelich, 1977-80
- 99 Larry Petty, 1978-81
- 98 Mike Wilkinson, 2002-05
- 96 Devin Harris, 2002-04
- 92 Kirk Penney, 2000-03

Big Ten: 72, Rick Olson, 1983-86

Minutes Played

- 4,023 Mike Wilkinson, 2002-05
- 3,962 Rick Olson, 1983-86
- 3,945 Michael Finley, 1992-95
- 3,712 Mike Kelley, 1998-01
- 3,623 Danny Jones, 1987-90
- 3,466 Mark Vershaw, 1998-01
- 3,416 Kirk Penney, 2000-03
- 3,410 Claude Gregory, 1978-81
- 3,392 Larry Petty, 1978-81
- 3,356 Devin Harris, 2002-04

Big Ten: 2,588, Michael Finley, 1992-95

Season

Points

- 624 Devin Harris, 2004
 - 620 Michael Finley, 1993
 - 611 Danny Jones, 1989
 - 592 Michael Finley, 1994
 - 574 Trent Jackson, 1989
 - 571 Rick Olson, 1986
 - 570 Clarence Sherrod, 1971
 - 554 Michael Finley, 1995
 - 550 Claude Gregory, 1981
 - 549 Wes Matthews, 1980
- Big Ten: 417, Michael Finley, 1993*

Scoring Average

- 23.8 Clarence Sherrod, 1971
 - 22.7 Joe Franklin, 1968
 - 22.4 Clarence Sherrod, 1970
 - 22.1 Michael Finley, 1993
 - 20.5 Michael Finley, 1995
 - 20.4 Michael Finley, 1994
 - 20.4 Danny Jones, 1989
 - 20.4 Rick Olson, 1986
 - 20.4 Claude Gregory, 1981
 - 20.2 Dick Cable, 1955
- Big Ten: 24.8, Clarence Sherrod, 1970*

Rebounds

- 344 Jim Clinton, 1951
 - 334 Joe Franklin, 1968
 - 306 Jack Brens, 1963
 - 301 Kim Hughes, 1973
 - 290 Paul Morrow, 1952
 - 289 Joe Franklin, 1967
 - 281 Rashard Griffith, 1995
 - 270 James Gregory, 1977
 - 267 Tom Gwyn, 1963
 - 266 Kim Hughes, 1974
- Big Ten: 222, Jim Clinton, 1951*

Rebounding Average

- 15.6 Jim Clinton, 1951
 - 13.9 Joe Franklin, 1968
 - 13.2 Paul Morrow, 1952
 - 12.8 Jack Brens, 1963
 - 12.5 Kim Hughes, 1973
 - 12.0 Joe Franklin, 1967
 - 11.3 Ab Nicholas, 1951
 - 11.1 Tom Gwyn, 1963
 - 11.1 Kim Hughes, 1974
 - 11.0 Al Henry, 1970
- Big Ten: 15.8, Jim Clinton, 1951*

Offensive Rebounds

- 86 Alando Tucker, 2003
- 83 Mike Wilkinson, 2005
- 81 Andy Kowske, 2000
- 81 Sam Okey, 1997
- 80 Osita Nwachuku, 1996
- 79 Mike Wilkinson, 2004
- 76 Rashard Griffith, 1995
- 75 Mike Wilkinson, 2002

- 75 Patrick Tompkins, 1991
- 74 Mike Wilkinson, 2003
- 74 Rashard Griffith, 1994

Offensive rebounds first tracked in 1987-88

Field Goals

- 237 Rick Olson, 1986
- 231 Danny Jones, 1989
- 223 Michael Finley, 1993
- 215 Danny Jones, 1990
- 215 Cory Blackwell, 1983
- 211 Wes Matthews, 1980
- 211 Clarence Sherrod, 1971
- 208 Michael Finley, 1994
- 202 Joe Franklin, 1968
- 201 Trent Jackson, 1989
- 201 Cory Blackwell, 1984

Big Ten: 149, Rick Olson, 1986

Field Goal Attempts

- 519 Clarence Sherrod, 1971
- 505 Don Rehfeldt, 1960
- 485 Rick Olson, 1986
- 478 Michael Finley, 1993
- 470 Michael Finley, 1995
- 468 Bob Litzow, 1957
- 465 Cory Blackwell, 1983
- 449 Danny Jones, 1989
- 446 Michael Finley, 1994
- 439 Cory Blackwell, 1984

Big Ten: 335, Michael Finley, 1995

Field Goal Percentage

(min. 100 attempts)

- .636 Patrick Tompkins (164-258), 1991
- .611 Louis Ely (80-131), 1993
- .592 Jeff Petersen (93-157), 1994
- .583 Andy Kowske (137-235), 2000
- .574 Andy Kowske (85-148), 1999
- .573 Willie Simms (153-267), 1991
- .570 Danny Jones (176-309), 1988
- .570 Al Rudd (81-142), 1976
- .566 Rashard Griffith (167-295), 1995
- .562 J.J. Weber (182-324), 1987

Big Ten: .591 Patrick Tompkins (94-159), 1991

3-Point Field Goals

- 78 Sean Mason, 1999
- 75 Tracy Webster, 1992
- 75 Devin Harris, 2004
- 74 Jon Bryant, 2000
- 74 Trent Jackson, 1988
- 73 Trent Jackson, 1989
- 70 Kirk Penney, 2001
- 67 Tim Locum, 1990
- 66 Michael Finley, 1994
- 65 Tim Locum, 1991

Big Ten: 53, Tracy Webster, 1992

3-Point Field Goal Attempts

- 208 Sean Mason, 1999
- 204 Michael Finley, 1995
- 201 Devin Harris, 2004
- 200 Jon Bryant, 2000

- 182 Michael Finley, 1994
- 173 Michael Finley, 1993
- 165 Ty Calderwood, 1999
- 164 Trent Jackson, 1988
- 163 Trent Jackson, 1989
- 162 Kirk Penney, 2001

Big Ten: 126, Michael Finley, 1993

3-Point Field Goal Pct.

(min. 60 attempts)


- .490 Tracy Webster (75-153), 1992
- .486 Tim Locum (54-111), 1989
- .485 Tim Locum (65-134), 1991
- .475 Mike Heineman (29-61), 1987
- .469 Tim Locum (67-143), 1990
- .458 Andy Kilbride (49-107), 1993
- .458 Brian Good (38-83), 1992
- .455 Clayton Hanson (55-121), 2005
- .451 Trent Jackson (74-164), 1988
- .448 Trent Jackson (73-163), 1989

Big Ten: .500, Tracy Webster (53-106), 1992


Free Throws

- 171 Devin Harris, 2004
- 168 Clarence Sherrod, 1970
- 152 Claude Gregory, 1981
- 149 Danny Jones, 1989
- 148 Clarence Sherrod, 1970
- 145 Dick Miller, 1956
- 140 Michael Finley, 1995
- 140 Joe Franklin, 1968
- 140 Claude Gregory, 1980
- 137 Sean Mason, 1999

Big Ten: 115, Clarence Sherrod, 1970



Clarence Sherrod has two of the three highest single-season scoring averages in UW history.



In 2003-04, Devin Harris established Wisconsin single-season records for points scored, free throws made and attempted and minutes played.

Free Throw Attempts

1. 216 Devin Harris, 2004
 2. 210 Joe Franklin, 1968
 3. 202 Clarence Sherrod, 1970
 - 202 Claude Gregory, 1981
 5. 200 Clarence Sherrod, 1971
 6. 199 Danny Jones, 1989
 7. 192 James Johnson, 1969
 8. 189 Claude Gregory, 1980
 9. 188 Danny Jones, 1990
 10. 183 Alando Tucker, 2005
- Big Ten: 146, Joe Franklin, 1968*

Free Throw Pct.

(min. 50 made)

1. .905 Brian Good (57-63), 1990
 2. .894 Rick Olson (59-66), 1984
 3. .890 Rick Olson (72-82), 1985
 4. .888 Wes Matthews (127-143), 1980
 5. .882 Rick Olson (97-110), 1986
 6. .864 Tim Locum (51-59), 1991
 7. .841 Chuck Nagle (53-63), 1969
 8. .832 Clarence Sherrod (168-202), 1970
 9. .830 Trent Jackson (88-106), 1988
 10. .828 Brad Sellers (82-99), 1983
- Big Ten (min. 40 made): .923, Rick Olson (48-52), 1984*

Consecutive FT Made

1. 35 Wes Matthews, 1980
2. 30 Rick Olson, 1984
3. 28 Tracy Webster, 1993
- 28 Brad Sellers, 1983
5. 27 Dick Miller, 1956
6. 26 Clarence Sherrod, 1970
7. 25 Roy Boone, 2001

8. 24 Brian Good, 1992
9. 23 Michael Finley, 1993
10. 22 Five players tied

Assists

1. 179 Tracy Webster, 1993
 2. 171 Tracy Webster, 1994
 3. 151 Tracy Webster, 1992
 4. 141 Devin Harris, 2004
 5. 137 Mike Heineman, 1987
 6. 126 Travon Davis, 2002
 7. 118 Mark Vershaw, 2000
 - 118 Wes Matthews, 1980
 9. 114 Mike Kelley, 2000
 10. 111 Mike Heineman, 1985
- Big Ten: 114, Tracy Webster, 1993*

Assist-to-TO ratio

(min. 50 assists and at least 2-to-1 ratio)

1. 4.30 Mike Kelley, 1999
 2. 3.26 Mike Kelley, 2000
 3. 2.38 Tracy Webster, 1994
 4. 2.36 Mike Heineman, 1985
 5. 2.33 Mike Heineman, 1986
 6. 2.32 Sharif Chambliss, 2005
 7. 2.24 Tracy Webster, 1993
 8. 2.23 Mike Kelley, 2001
 9. 2.14 Devin Harris, 2004
 10. 2.11 Clayton Hanson, 2005
- Big Ten: 6.25, Mike Kelley, 1999*

Steals

1. 95 Mike Kelley, 2000
 2. 69 Tracy Webster, 1994
 3. 66 Tracy Webster, 1993
 4. 65 Devin Harris, 2003
 5. 63 Ty Calderwood, 1997
 6. 62 Mike Kelley, 1999
 7. 60 Mike Kelley, 2001
 8. 59 Trent Jackson, 1988
 9. 58 Mike Kelley, 1998
 10. 56 Devin Harris, 2004
- Big Ten: 46, Tracy Webster, 1993*

Blocked Shots

1. 68 Brad Sellers, 1983
 2. 66 Rashard Griffith, 1994
 3. 58 Rashard Griffith, 1995
 4. 52 Brad Sellers, 1982
 5. 45 J.J. Weber, 1987
 6. 42 Sam Okey, 1996
 7. 41 Louis Ely, 1992
 - 41 Mike Wilkinson, 2004
 9. 34 Paul Grant, 1997
 - 34 Kurt Portmann, 1989
- Big Ten: 44, Rashard Griffith, 1995*

Games Played


1. 36 Jon Bryant, 2000
- 36 Roy Boone, 2000
- 36 Travon Davis, 2000
- 36 Mike Kelley, 2000
- 36 Andy Kowske, 2000
- 36 Mark Vershaw, 2000
- 36 Charlie Wills, 2000

Games Started

1. 35 Mike Kelley, 2000
- 35 Andy Kowske, 2000
3. 34 Mike Wilkinson, 2005
- 34 Clayton Hanson, 2005
5. 32 14 times, MR: Devin Harris and Mike Wilkinson, 2004

Minutes Played

1. 1,162 Devin Harris, 2004
 2. 1,122 Mark Vershaw, 2000
 3. 1,119 Kirk Penney, 2003
 4. 1,100 Devin Harris, 2003
 5. 1,099 Trent Jackson, 1989
 6. 1,094 Devin Harris, 2002
 7. 1,091 Patrick Tompkins, 1991
 8. 1,081 Mike Wilkinson, 2005
 9. 1,077 Tracy Webster, 1992
 10. 1,062 Danny Jones, 1989
- Big Ten: 693, Trent Jackson, 1989*



Tracy Webster recorded the top three single-season assist totals in UW history and also owns two of the top three steal marks in school history.

Single Game

Points

- 42 Michael Finley at Eastern Michigan, 12/10/94
- 42 Ken Barnes vs. Indiana, 3/8/65
- 39 Rick Olson vs. Michigan, 1/14/84
- 38 Devin Harris vs. Minnesota, 2/4/04
- 38 Dale Koehler vs. Iowa, 2/1/75
- 38 Joe Franklin vs. Michigan State, 1/16/68
- 37 Chuck Nagle vs. Michigan, 3/4/67
- 36 Michael Finley vs. Missouri, 3/19/94
- 36 Tracy Webster vs. SE Missouri State, 11/25/91
- 36 Dale Koehler vs. Michigan, 2/2/76

Points in a Half

- 33 Michael Finley (2nd) at Eastern Michigan, 12/10/94
- 28 Dale Koehler (2nd) at Michigan, 2/2/76
- 27 Kirk Penney (2nd) at Minnesota, 2/16/02
- 27 Marty Gharrity (2nd) vs. Loyola-Chicago, 12/12/59
- 25 Michael Finley (1st) vs. Michigan State, 2/2/94
- 24 Devin Harris (2nd) vs. Minnesota, 2/4/04
- 24 Tracy Webster (2nd) vs. SE Missouri State, 11/25/91
- 23 Rick Olson (1st) vs. Michigan, 1/14/83
- 23 Clarence Sherrod (2nd) at Iowa, 2/10/70
- 23 Joe Franklin (2nd) vs. Illinois, 3/11/67
- 23 Ken Barnes (1st) vs. Indiana, 3/8/65

Rebounds

- 30 Paul Morrow vs. Purdue, 1/3/53
- 27 Joe Franklin vs. Purdue, 3/2/68
- 26 Mark Zubor vs. Gonzaga, 12/17/63
- 25 Joe Chernelich vs. St. Mary's, 12/2/76
- 23 Joe Franklin at Illinois, 12/19/66
- 23 Ken Barnes vs. Indiana, 3/8/65
- 23 Jack Brens vs. St. John's, 1/26/63
- 23 Curt Mueller vs. Northwestern, 3/3/56
- 22 Kerry Hughes vs. Iowa, 2/9/74
- 22 Jack Brens vs. Illinois, 2/11/63

Field Goals

- 17 Michael Finley at Eastern Michigan, 12/10/94
- 17 Rick Olson vs. San Francisco State, 12/2/85
- 16 Bob Litzow vs. Indiana, 2/10/58
- 15 Nine players tied

Field Goal Attempts

- 37 Don Rehfeldt vs. Iowa, 2/28/49
- 32 Bob Litzow vs. Indiana, 2/10/58
- 32 Don Rehfeldt vs. Iowa, 2/18/50
- 31 Michael Finley at Eastern Michigan, 12/10/94
- 31 Don Rehfeldt at UCLA, 12/23/48
- 30 Bob Litzow at Ohio State, 1/14/56

Field Goal Percentage

(min. 10 attempts)

- .923 Al Henry (12-13) vs. Minnesota, 1/13/70
- .909 Larry Hisle (10-11) vs. Texas-Arlington, 12/22/90
- .909 Scott Roth (10-11) at New Mexico, 12/29/84
- .900 Carlton McGee (9-10) vs. Michigan, 2/26/92
- .900 Willie Simms (9-10) vs. Iowa, 1/11/90
- .900 Patrick Tompkins (9-10) at Oregon, 11/24/90
- .900 Trent Jackson (9-10) vs. Northwestern, 1/30/88
- .900 Larry Petty (9-10) vs. Illinois, 1/18/79

3-Point Field Goals

- 7 Jon Bryant vs. Fresno State, 3/16/00
- 7 Michael Finley at Eastern Michigan, 12/10/94
- 7 Tracy Webster vs. Missouri, 3/19/94
- 7 Michael Finley at Michigan, 1/29/94
- 7 Larry Hisle vs. UT-Arlington, 12/22/90
- 7 Tim Locum vs. Rollins, 12/15/89
- 7 Tim Locum vs. Butler, 12/5/87
- 7 Trent Jackson at Ohio State, 1/17/87


3-Point Field Goal Attempts

- 20 Devin Harris vs. Temple, 12/3/01
- 16 Michael Finley at Eastern Michigan, 12/10/94
- 13 Tracy Webster vs. Missouri, 3/19/94
- 13 Michael Finley at Minnesota, 2/18/93
- 12 Six times, MR: Devin Harris vs. Michigan State, 3/13/04

3-Point Field Goal Percentage

(min. 6 attempts)

- 1.000 Larry Hisle (7-7) vs. UT-Arlington, 12/22/90
- .833 Kirk Penney (5-6) vs. Eastern Washington, 11/15/02
- .833 Kirk Penney (5-6) vs. Marquette, 12/22/01
- .833 Tracy Webster (5-6) vs. Illinois, 2/20/92
- .833 Tim Locum (5-6) vs. Iowa, 1/25/88
- .833 Tim Locum (5-6) vs. Iowa, 1/17/91
- .833 Shelton Smith (5-6) vs. Northern Illinois, 12/11/86



Michael Finley scored 42 points vs. Eastern Michigan on Dec. 10, 1994, becoming just the second Badger in history to go over the 40-point plateau.

Free Throws

1. 17 Dale Koehler vs. Loyola-Chicago, 12/6/75
2. 16 Devin Harris vs. Ohio State, 2/14/04
3. 15 Alando Tucker vs. Bucknell, 3/20/05
- 15 Paul Grant vs. Iowa, 2/26/97
- 15 Michael Finley vs. Michigan, 2/11/95
- 15 Bill Pearson at Northwestern, 2/18/78
- 15 Paul Morrow at Michigan, 2/21/53
8. 14 Four players tied

Free Throw Attempts

1. 24 Paul Morrow at Michigan, 2/21/53
2. 23 Dale Koehler vs. Loyola-Chicago, 12/6/75
3. 19 Willie Simms vs. Minnesota, 1/7/91
- 19 Joe Franklin vs. Michigan, 1/10/67
5. 18 Alando Tucker vs. Bucknell, 3/20/05
- 18 Devin Harris vs. Ohio State, 2/14/04
- 18 Ty Calderwood at St. Bonaventure, 12/14/96
- 18 Joe Franklin at Northwestern, 3/9/68

Free Throw Percentage

(min. 10 attempts)

1. 1.000 Paul Grant (15-15) vs. Iowa, 2/26/97
- 1.000 Rick Olson (14-14) vs. Purdue, 2/13/86
- 1.000 Sean Mason (13-13) at Ohio State, 1/3/98
- 1.000 Six players tied at 12-12
- 1.000 Six players tied at 11-11
- 1.000 Six players tied at 10-10

Assists

1. 13 Tracy Webster vs. Michigan, 2/26/92
- 13 Wes Matthews vs. Army, 12/30/79
3. 12 Mike Kelley vs. Maryland, 11/29/00
- 12 Tracy Webster vs. Coastal Carolina, 12/7/92
5. 11 Mike Heineman vs. Northwestern, 3/9/85
- 11 Wes Matthews at Northwestern, 2/24/79
- 11 Joe Chernelich vs. Canisius, 12/3/77
- 11 Jim Smith at Northwestern, 2/19/77
- 11 Dick Cable vs. California, 12/26/52
10. 10 by several players

Steals

1. 10 Mike Kelley vs. Texas, 12/7/99
- 10 Michael Finley vs. Purdue, 2/13/93
3. 9 Mike Heineman vs. Morgan State, 11/25/84
4. 8 Mike Kelley at Illinois State, 12/5/98
5. 6 seven players tied

Blocked Shots

1. 9 Brad Sellers vs. Toledo, 11/29/82
2. 8 Kim Hughes vs. Rollins, 12/1/73
3. 7 Brad Sellers vs. Minnesota, 1/21/82
- 7 Brad Sellers vs. Ball State, 12/8/82
5. 6 Rashard Griffith at Northwestern, 2/15/95
- 6 Rashard Griffith vs. Illinois, 2/4/95
- 6 Rashard Griffith at Texas Tech, 12/11/93
- 6 Louis Ely at Illinois, 1/22/92
- 6 Kim Hughes vs. Illinois, 1/19/74
10. 5 eight players tied

DOUBLE-DOUBLES

POINTS & REBOUNDS (CAREER)

Player	Years	No.
Joe Franklin	1966-68	47
Kim Hughes	1972-74	39
Claude Gregory	1978-81	32
Dale Koehler	1973-76	31
Jack Brens	1962-64	27
Rashard Griffith	1994-95	24
Paul Morrow	1952-54	23
Joe Chernelich	1977-80	22

POINTS & REBOUNDS (SEASON)

Player	Season	No.
Joe Franklin	1967-68	21
Kim Hughes	1972-73	16
Joe Franklin	1966-67	16
Jack Brens	1962-63	16
Rashard Griffith	1994-95	15
Dale Koehler	1975-76	15
James Gregory	1976-77	14
Kim Hughes	1973-74	13

PLAYERS WHO AVERAGED A DOUBLE-DOUBLE FOR ENTIRE SEASON

Player	Season	Pts.	Reb.
Rashard Griffith	1994-95	17.2	10.8
James Gregory	1976-77	15.9	10.0
Dale Koehler	1975-76	19.4	10.1
Dale Koehler	1974-75	18.2	10.1
Kim Hughes	1973-74	15.3	11.1
Kim Hughes	1972-73	13.8	12.5
Glen Richgels	1970-71	12.1	10.6
Al Henry	1969-70	15.0	11.0
Joe Franklin	1967-68	22.7	13.9
Joe Franklin	1966-67	16.1	12.0
Jack Brens	1962-63	17.8	12.8
Tom Gwyn	1962-63	10.9	11.1
Paul Morrow	1951-52	12.5	13.2
Jim Clinton	1950-51	12.2	15.6
Ab Nicholas	1950-51	16.6	11.3

POINTS & ASSISTS

Tracy Webster at Loyola-Marymount (12-10)	Dec. 4, 1993
Tracy Webster vs. UW-Milwaukee (17-10)	Nov. 27, 1993
Tracy Webster vs. Northwestern (27-10)	Feb. 3, 1993
Tracy Webster vs. Detroit Mercy (22-10)	Dec. 23, 1992
Tracy Webster vs. Michigan (10-13)	Feb. 26, 1992
Tracy Webster vs. Illinois (33-10)	Feb. 20, 1992
Tracy Webster vs. Coastal Carolina (20-12)	Dec. 7, 1991
Willie Simms vs. Ohio State (14-10)	Feb. 14, 1991
Wes Matthews vs. Army (18-13)	Dec. 30, 1979
Dan Hastings vs. Michigan State (14-10)	March 3, 1979
Wes Matthews at Northwestern (23-11)	Feb. 24, 1979
James Smith at Northwestern (10-11)	Feb. 19, 1977

POINTS & STEALS

Michael Finley vs. Purdue (33-10)	Feb. 13, 1993
-----------------------------------	---------------

Freshman (season)**Games Played**

1. 34 Kirk Penney, 2000
2. 32 Seven times; MR: Alando Tucker and Boo Wade, 2003

Games Started

1. 32 Devin Harris, 2002
32 Sam Okey, 1996
3. 29 Mike Kelley, 1998
4. 28 Michael Finley, 1992
28 Rick Olson, 1983

Minutes Played

1. 1,094 Devin Harris, 2002
2. 1,024 Sam Okey, 1996
3. 1,016 Alando Tucker, 1992
4. 979 Rick Olson, 1983
5. 964 Brad Sellers, 1982

Points

1. 429 James Gregory, 1977
2. 423 Sam Okey, 1996
3. 394 Devin Harris, 2002
4. 385 Alando Tucker, 2003
5. 381 Michael Finley, 1992

Scoring Average

1. 15.9 James Gregory, 1977
2. 14.5 Wes Matthews, 1978
3. 14.0 Brad Sellers, 1982
4. 13.9 Rashard Griffith, 1994
5. 13.5 Cory Blackwell, 1982

Field Goals


1. 167 Brad Sellers, 1982
2. 166 James Gregory, 1977
3. 151 Sam Okey, 1996
4. 147 Cory Blackwell, 1982
5. 139 Alando Tucker, 2003

Field Goal Attempts

1. 403 James Gregory, 1977
2. 351 Brad Sellers, 1982
3. 343 Sam Okey, 1996
4. 330 Cory Blackwell, 1982
5. 326 Rick Olson, 1983

Field Goal Percentage*(min. 100 attempts)*

1. .570 Al Rudd (81-142), 1976
2. .558 Danny Jones (101-181), 1987
3. .538 Rashard Griffith (127-236), 1994
4. .537 Joe Chernelich (122-227), 1977
5. .533 Alando Tucker (139-261), 2003



James Gregory holds the UW freshman records for points, scoring average, field goal attempts, rebounds and rebounding average.

3-Point Field Goals

1. 59 Devin Harris, 2002
2. 49 Jeremy Hall, 1996
3. 41 Tim Locum, 1988
4. 35 Hennssy Auriantal, 1996
5. 28 Duany Duany, 1997

3-Point Field Goal Att.

1. 161 Devin Harris, 2002
2. 132 Jeremy Hall, 1996
3. 93 Tim Locum, 1988
4. 88 Hennssy Auriantal, 1996
5. 86 Duany Duany, 1997

3-Point Field Goal Pct.*(min. 60 attempts)*

1. .441 Tim Locum (41-93), 1988
2. .398 Hennssy Auriantal (35-88), 1996
3. .371 Jeremy Hall (49-132), 1996
4. .366 Devin Harris (59-161), 2002
5. .361 Michael Finley (26-72), 1992

Free Throws

1. 101 Devin Harris, 2002
2. 100 Sam Okey, 1996
3. 97 James Gregory, 1977
4. 95 Michael Finley, 1992
5. 94 Rashard Griffith, 1994

Free Throw Attempts

1. 162 Rashard Griffith, 1994
2. 142 Sam Okey, 1996
3. 139 James Gregory, 1977
4. 130 Alando Tucker, 2003
130 Devin Harris, 2002

Free Throw Pct.*(min. 50 made)*

1. .777 Devin Harris (101-130), 2002
2. .756 Mike Wilkinson (93-123), 2002
3. .742 Michael Finley (95-128), 1992
4. .707 Claude Gregory (70-99), 1978
5. .704 Sam Okey (100-142), 1996

Rebounds

1. 270 James Gregory, 1977
2. 254 Brad Sellers, 1982
3. 238 Joe Chernelich, 1977
4. 218 Sam Okey, 1996
5. 212 Rashard Griffith, 1994

Rebounding Average

1. 10.0 James Gregory, 1977
2. 9.4 Brad Sellers, 1982
3. 8.8 Joe Chernelich, 1977
4. 8.5 Rashard Griffith, 1994
5. 6.8 Sam Okey, 1996

Assists


1. 100 Sam Okey, 1996
2. 93 Carl Golston, 1982
93 Arnold Gaines, 1977
4. 85 Michael Finley, 1992
5. 83 Rick Olson, 1983

Blocked Shots

1. 66 Rashard Griffith, 1994
2. 52 Brad Sellers, 1982
3. 42 Sam Okey, 1996
4. 24 Michael Finley, 1992
5. 21 Claude Gregory, 1978

Steals

1. 58 Mike Kelley, 1998
2. 43 Hennssy Auriantal, 1996
43 Devin Harris, 2002
4. 40 Mike Wilkinson, 2002
5. 35 Sam Okey, 1996



Rashard Griffith had 27 points, 12 rebounds and six assists in his UW debut on Nov. 27, 1993 as Wisconsin defeated UW-Milwaukee 106-84.

Freshmen Debuts

(Top freshmen performances in the first game of the season; non-starters in italics)

Most Points

Pts.	Player	Opponent	Date
27	Rashard Griffith	UW-Milwaukee	11/27/93
20	Devin Harris	UNLV	11/17/01
16	Cory Blackwell	Illinois-Chicago	12/4/81
16	Brian Colbert	Ohio University	11/30/74
15	Michael Finley	Loyola-Chicago	11/23/91
15	Carl Golston	Illinois-Chicago	12/4/81

Most Rebounds

Reb.	Player	Opponent	Date
15	Larry Petty	UW-Milwaukee	12/1/77
12	Rashard Griffith	Wright State	11/27/93
11	Al Rudd	DePauw	11/29/75
10	James Gregory	at Kentucky	11/27/76
9	Otto McDuffie	at Loyola-Chicago	12/1/92
9	Robert Barnes	vs. Morgan State	11/25/84

Most Assists


Ast.	Player	Opponent	Date
8	Brian Colbert	Ohio University	11/30/74
6	Rashard Griffith	Wright State	11/27/93
6	Rick Olson	Washington State	11/27/82
5	Carl Golston	Illinois-Chicago	12/4/81
4	James Smith	UW-Milwaukee	11/24/78
4	James Smith III	DePauw	11/29/75

FRESHMEN STARTERS IN SEASON OPENERS

(From 1972-73 through 2003-04; total of 19 starters)


Date	Player	Opponent	Min.	Pts.	Reb.	Asst.
Nov. 17, 2001	Devin Harris	UNLV	35	20	1	2
Nov. 14, 1997	Mike Kelley	Marquette	31	1	6	3
Nov. 20, 1995	Sam Okey	Villanova*	36	12	6	3
Nov. 27, 1993	Rashard Griffith	Wright State	32	27	12	6
Nov. 23, 1991	Michael Finley	Loyola (Ill.)	21	15	0	3
Nov. 24, 1990	Carlton McGee	at Oregon	15	2	1	3
Nov. 28, 1986	Kurt Portmann	Nebraska-Omaha	NA	5	2	2
Nov. 22, 1985	Darin Schubring	at South Carolina	19	0	4	1
Nov. 27, 1982	Rick Olson	Washington State	39	14	1	6
Dec. 4, 1981	Brad Sellers	Illinois-Chicago	31	10	7	1
	Cory Blackwell		37	16	4	3
	Carl Golston		40	15	3	5
Dec. 1, 1977	Wes Matthews	UW-Milwaukee	25	6	6	1
	Larry Petty		28	6	15	0
Nov. 27, 1976	James Gregory	at Kentucky	28	7	10	0
	Joe Chernelich		21	12	5	1
	Arnold Gaines		36	7	3	2
Nov. 29, 1975	James Smith III	DePauw	17	8	0	4
Nov. 30, 1974	Brian Colbert	Ohio University	40	16	3	8

*Maui Invitational



Larry Petty grabbed 15 rebounds in his Badger debut, the most boards by a UW player in their first game.

1,000-Point Scorers



Michael Finley, now in his 11th season in the NBA, averaged more than 20.0 points per game in each of his last three seasons in Madison.

1. Michael Finley — 2,147

Left school as the 12th-leading scorer in Big Ten history (all games) ... ranked seventh in conference scoring annals in league games with 1,385 points ... three-time (1993, '94, '95) Associated Press honorable mention All-America choice ... twice (1993, '95) named first-team All-Big Ten ... only player in Badger history to score 500 points in three different seasons ... only player in UW history to average better than 20 points per game in three different years ... ranks first or second in eight different UW career statistical categories ... school's career leader in points, field goals, field goal attempts, free throws and three-point field goal attempts ... first-round draft choice (21st overall) of the Phoenix Suns in 1995 ... inducted into the UW Athletic Hall of Fame in 2004.

Season	G	FG-A	PCT	3P-A	PCT	FT-A	PCT	PTS-AVG
1991-92	31	130-287	.453	26-72	.361	95-128	.742	381-12.3
1992-93	28	223-478	.467	63-173	.364	111-144	.771	620-22.1
1993-94	29	208-446	.466	66-182	.363	110-140	.786	592-20.4
1994-95	27	178-470	.379	58-204	.284	140-181	.773	554-20.5
Totals	115	739-1681	.440	213-631	.338	456-593	.768	2147-18.7

2. Danny Jones — 1,854

Wisconsin's career leader in free throw attempts with 599 ... ranks third in school history in field goals made (723) ... AP honorable mention All-America in 1988-89 ... two-time team captain (1988-89, '89-90) ... Badger MVP in 1989-90 ... second-team All-Big Ten in 1989-90 and 1988-89, and third-team All-Big Ten by UPI in 1987-88 ... named Badgers' Most Improved Player in 1987-88 ... led Badgers in scoring in 1988-89 and 1989-90 ... led UW in rebounding in 1987-88 and 1988-89 ... set then-school record for points in a season when he scored 611 in 1988-89 ... scored in double figures in 91 games for Badgers, including a stretch of 33 straight.

Season	G	FG-A	PCT	3P-A	PCT	FT-A	PCT	PTS-AVG
1986-87	31	101-181	.558	0-0	—	52-88	.591	254-8.2
1987-88	26	176-309	.570	0-1	.000	89-124	.718	441-17.0
1988-89	30	231-449	.514	0-2	.000	149-199	.749	611-20.4
1989-90	31	215-412	.522	0-4	.000	118-188	.628	548-17.7
Totals	118	723-1351	.535	0-7	.000	408-599	.681	1854-15.7

3. Claude Gregory — 1,745

UW's career rebounding leader (904) ... a second-team All-Big Ten selection in 1980-81 and a third-team all-conference choice in 1979-80 ... led team in scoring and rebounding in 1980-81 en route to Badger MVP honors ... also led UW in rebounding in 1978-79 and 1979-80 ... scored in double figures in 80 games ... named team's Most Improved Player in 1977-78 ... brother, James, played at UW from 1976-78 ... second-round draft choice (41st overall) of Washington in 1981 NBA Draft.

Season	G	FG-A	PCT	3P-A	PCT	FT-A	PCT	PTS-AVG
1977-78	27	92-245	.376	—	—	70-99	.707	254-9.4
1978-79	27	168-385	.436	—	—	71-106	.670	407-15.1
1979-80	29	197-424	.465	—	—	140-189	.741	534-18.4
1980-81	27	199-438	.454	—	—	152-202	.752	550-20.4
Totals	110	656-1492	.440	—	—	433-596	.727	1745-15.9

4. Rick Olson — 1,736

Second at UW in minutes played (3,962) and tied with Michael Finley in second-most games started with 112 ... started every game during his four-year career ... also UW's career leader in free throw percentage (.870) ... team captain, MVP and leading scorer as a senior in 1985-86 ... third-team All-Big Ten in 1985-86 and honorable mention All-Big Ten in 1984-85 ... set then-Big Ten record for consecutive free throws made when he connected on 36 straight during 1984 and 1985 ... selected in seventh round (158th overall) of 1986 NBA Draft by Houston.

Season	G	FG-A	PCT	3P-A	PCT	FT-A	PCT	PTS-AVG
1982-83	28	129-326	.398	18-48	.375	31-41	.756	307-11.0
1983-84	28	166-337	.493	—	—	59-66	.894	391-14.0
1984-85	28	197-397	.496	—	—	73-82	.890	467-16.7
1985-86	28	237-485	.489	—	—	97-110	.882	571-20.4
Totals	112	729-1545	.472	18-48	.375	260-299	.870	1736-15.5

5. Trent Jackson — 1,545

Earned second-team All-Big Ten honors from AP in 1988-89, while leading Badgers to their first postseason tournament bid since 1947 ... team MVP in 1987-88 and 1988-89 ... also captained squad in 1988-89 ... a third-team All-Big Ten choice by UPI in 1987-88 ... tabbed UW's Most Improved Player in 1986-87 ... led team in scoring in 1987-88.

Season	G	FG-A	PCT	3P-A	PCT	FT-A	PCT	PTS-AVG
1985-86	13	35-83	.422	—	—	5-10	.500	75-5.8
1986-87	28	129-289	.446	46-103	.447	46-59	.780	350-12.5
1987-88	28	192-426	.451	74-164	.451	88-106	.830	546-19.5
1988-89	30	201-408	.493	73-163	.448	99-133	.744	574-19.1
Totals	99	557-1206	.462	193-430	.449	238-308	.773	1545-15.6

6. Mike Wilkinson — 1,532

Led the Badgers in rebounding all four years ... consensus first-team All-Big Ten as well as NABC All-District 11, USBWA All-District 5 and Basketball Times All-Mideast selection his senior year ... earned second-team All-Big Ten as a junior and was also named to the 2004 Big Ten All-Tournament team ... 14 career double-doubles ... started every game in his last three seasons and never missed a game in his career ... holds UW records for games played (130), minutes played (4,023), wins (93) and offensive rebounds (311).

Season	G	FG-A	PCT	3P-A	PCT	FT-A	PCT	PTS-AVG
2001-02	32	94-212	.443	18-54	.333	93-123	.756	299-9.3
2002-03	32	113-261	.433	21-71	.296	81-103	.786	328-10.3
2003-04	32	136-277	.491	28-81	.346	119-160	.744	419-13.1
2004-05	34	179-349	.513	27-73	.370	101-148	.682	486-14.3
Totals	130	522-1099	.475	94-279	.337	394-534	.738	1532-11.8

7. Kirk Penney — 1,454

First UW player to earn back-to-back first-team All-Big Ten selections since Ab Nicholas in 1951-52 ... unanimous first-team choice by both coaches and media in 2003 ... named Big Ten Player of the Week a school-record five times ... part of 83 victories while at UW, a school record ... second on UW career list in 3-pointers made (217) and attempted (561) ... sixth in career games played and seventh in minutes played.

Season	G	FG-A	PCT	3P-A	PCT	FT-A	PCT	PTS-AVG
1999-00	34	45-135	.333	23-77	.299	14-19	.737	127-3.7
2000-01	29	108-245	.441	70-162	.432	40-56	.714	326-11.2
2001-02	32	167-368	.454	62-161	.385	86-112	.768	482-15.1
2002-03	32	183-410	.446	62-161	.385	91-121	.752	519-16.2
Totals	127	503-1158	.434	217-561	.387	231-308	.750	1454-11.4

8. Devin Harris — 1,425

Scored a school-record 624 points as a junior ... named Big Ten Player of the Year in 2003-04 ... also earned Big Ten Tournament Most Outstanding Player award ... Wooden Award All-American ... finalist for Wooden, Naismith, Rupp and USBWA Player of the Year Awards ... runner-up for the Cousy Award (top collegiate point guard) ... second-team All-American by A.P., NABC, USBWA, ESPN.com, SI.com, *Sporting News* and FoxSports.com.

Season	G	FG-A	PCT	3P-A	PCT	FT-A	PCT	PTS-AVG
2001-02	32	117-283	.413	59-161	.366	101-130	.777	394-12.3
2002-03	32	132-285	.463	53-137	.387	90-119	.756	407-12.7
2003-04	32	189-412	.459	75-201	.373	171-216	.792	624-19.5
Totals	96	438-980	.447	187-499	.375	362-465	.778	1425-14.8

9. Clarence Sherrod — 1,408

UW's career leader in scoring average (19.6 ppg) ... second-team All-Big Ten choice in 1969-70 and 1970-71 ... Academic All-Big Ten in 1969-70 ... team co-captain in 1970-71 ... led team in scoring in 1969-70 and 1970-71 ... registered UW-record 40 consecutive games scoring in double figures ... still holds Badger single-season marks for scoring average (23.8) and field goal attempts (519), both set in 1970-71 ... made UW-record 168 free throws in 1969-70 ... seven career 30-point games ... chosen by Chicago in eighth round (134th overall) of 1971 NBA Draft.

Season	G	FG-A	PCT	3P-A	PCT	FT-A	PCT	PTS-AVG
1968-69	24	104-273	.381	—	—	92-120	.767	300-12.5
1969-70	24	185-438	.420	—	—	168-202	.832	538-22.4
1970-71	24	211-519	.407	—	—	148-200	.740	570-23.8
Totals	72	500-1230	.407	—	—	408-522	.782	1408-19.6

10. Cory Blackwell — 1,405

A first-team All-Big Ten selection in 1983-84 ... garnered AP honorable mention All-America honors ... two-time team MVP (1982-83 and 1983-84) ... third-team All-Big Ten in 1982-83 ... 36 straight games scoring in double figures ... selected by Seattle in second round (29th overall) of 1984 NBA Draft.

Season	G	FG-A	PCT	3P-A	PCT	FT-A	PCT	PTS-AVG
1981-82	27	147-330	.445	—	—	71-103	.689	365-13.5
1982-83	28	215-465	.462	1-4	.250	80-113	.708	511-18.3
1983-84	28	201-439	.458	—	—	127-181	.702	529-18.9
Totals	83	563-1234	.456	1-4	.250	278-397	.700	1405-16.9

11. Sean Mason — 1,294


Played in 105 games, including 72 starts ... Associated Press honorable mention All-America as a senior ... second-team All-Big Ten in 1998-99 and honorable mention the year before ... on school career lists, he left UW sixth in free throw percentage (.794), fifth in free throws (332), 10th in free throw attempts (418), fifth in three-point field goals (166) and third in 3-point field goal attempts (471) ... team's leading scorer his last two seasons, he was Big Ten's sixth-leading scorer as a senior ... set UW records for 3-point field goals (78) and 3-point attempts (208) his senior year ... missed all but first 13 games as a sophomore (right knee ACL) and all but four games the following year (in which he redshirted) due to left knee ACL injury ... tri-captain in '97-98.

Season	G	FG-A	PCT	3P-A	PCT	FT-A	PCT	PTS-AVG
1994-95	25	41-122	.336	21-62	.339	23-39	.590	126-5.0
1995-96	13	37-93	.398	10-31	.323	28-33	.848	112-8.6
1996-97	4	9-25	.360	3-9	.333	16-20	.800	37-9.3
1997-98	31	149-378	.394	54-161	.335	128-157	.815	480-15.5
1998-99	32	162-419	.387	78-208	.375	137-169	.811	539-16.8
Totals	105	398-1037	.384	166-471	.352	332-418	.794	1294-12.3

12. Tracy Webster — 1,264

Second-team All-Big Ten in 1991-92, third-team in 1992-93 and honorable mention in 1993-94 ... Wisconsin's career leader in assists (501) and is No. 2 in steals (183) ... his 179 assists in 1992-93 are single-season school standard ... holds UW single-season mark for 3-point field goal percentage (.490) set in 1991-92 ... team MVP in 1991-92 ... three-time team captain (1991-92, '92-93 and '93-94).

Season	G	FG-A	PCT	3P-A	PCT	FT-A	PCT	PTS-AVG
1991-92	31	186-419	.444	75-153	.490	90-115	.783	537-17.3
1992-93	28	139-354	.393	45-134	.336	72-89	.809	395-14.1
1993-94	29	120-272	.441	47-119	.395	45-63	.714	332-11.4
Totals	88	445-1045	.426	167-406	.411	207-267	.775	1264-14.4



Sean Mason was an honorable mention All-American as a senior when he averaged 16.8 points and led UW to a 22-10 record.

13. Wes Matthews — 1,251

Second-team All-Big Ten in 1979-80 and third-team all-league honors from UPI in 1978-79 ... team MVP in 1978-79 ... career .817 free-throw shooter, including .888 in final season with Badgers ... made school-record 35 straight free throws during 1979-80 campaign ... left school as UW's No. 2 career scorer ... led team in scoring in each of his three seasons ... selected in first round (14th overall) of 1980 NBA Draft by Washington.

Season	G	FG-A	PCT	3P-A	PCT	FT-A	PCT	PTS-AVG
1977-78	14	83-197	.421	—	—	37-52	.712	203-14.5
1978-79	27	195-417	.468	—	—	109-139	.784	499-18.5
1979-80	28	211-412	.512	—	—	127-143	.888	549-19.6
Totals	69	489-1026	.477	—	—	273-334	.817	1251-18.1

14. Joe Franklin — 1,215

A first-team All-Big Ten choice in 1967-68 ... UW's career rebounding average leader (11.9) and the school's No. 2 rebounder overall ... led team in rebounding in each of his three seasons ... team MVP in 1966-67 and 1967-68 ... team captain in 1967-68 ... chosen in fifth round (63rd overall) of 1968 NBA Draft by Milwaukee.

Season	G	FG-A	PCT	3P-A	PCT	FT-A	PCT	PTS-AVG
1965-66	24	118-281	.419	—	—	48-99	.485	284-11.8
1966-67	24	139-316	.440	—	—	109-167	.653	387-16.1
1967-68	24	202-402	.502	—	—	140-210	.667	544-22.7
Totals	72	459-999	.459	—	—	297-476	.624	1215-16.9

15. Dale Koehler — 1,200

Two-time team MVP and two-time team captain (1974-75 and 1975-76) ... led team in scoring and rebounding his last two seasons ... registered 28 straight games scoring in double figures ... connected on school-record 17 free throws vs. Loyola (Ill.) on Dec. 6, 1975 ... set then-school record for points in a half with 28 in second half vs. Michigan on Feb. 2, 1976 ... selected by Cleveland in eighth round (123rd overall) of 1976 NBA Draft.

Season	G	FG-A	PCT	3P-A	PCT	FT-A	PCT	PTS-AVG
1972-73	7	4-11	.364	—	—	3-6	.500	11-1.6
1973-74	24	129-273	.473	—	—	44-73	.603	302-12.6
1974-75	21	155-307	.505	—	—	72-109	.661	382-18.2
1975-76	26	190-437	.435	—	—	125-165	.758	505-19.4
Totals	78	478-1028	.465	—	—	244-353	.691	1200-15.4

16. Dick Cable — 1,180

Team MVP and captain in 1954-55 ... led UW in scoring in 1953-54 and 1954-55 ... paced team in free throw percentage in 1952-53 and 1953-54 ... became second player in school history to eclipse the 1,000-point mark ... Milwaukee's second choice in 1955 NBA Draft.

Season	G	FG-A	PCT	3P-A	PCT	FT-A	PCT	PTS-AVG
1951-52	16	50-128	.391	—	—	36-51	.706	136-8.5
1952-53	22	110-299	.368	—	—	81-110	.736	301-13.7
1953-54	22	116-266	.436	—	—	69-92	.750	301-13.7
1954-55	22	156-389	.401	—	—	130-170	.765	442-20.2
Totals	82	432-1082	.399	—	—	316-423	.747	1180-14.4

17. Joe Chnelich — 1,171

Two-time team captain (1978-79 and 1979-80) and team MVP in 1979-80 ... led Badgers in rebounding in 1977-78 ... paced UW in field goal percentage in 1976-77 ... a four-year starter ... chosen by New York in the fourth round (82nd overall) of the 1980 NBA Draft.

Season	G	FG-A	PCT	3P-A	PCT	FT-A	PCT	PTS-AVG
1976-77	27	122-227	.537	—	—	77-113	.681	321-11.9
1977-78	27	112-221	.507	—	—	51-72	.708	275-10.2
1978-79	26	108-230	.470	—	—	60-92	.652	276-10.6
1979-80	29	123-230	.535	—	—	53-81	.654	299-10.3
Totals	109	465-908	.512	—	—	241-358	.673	1171-10.7

18. Don Rehfeldt — 1,169

UW's last first-team All-America selection (1949-50) ... Big Ten MVP in 1950 ... first-team All-Big Ten in 1949 and 1950 ... two-time team MVP (1948-49 and 1949-50) ... led UW in scoring and free throw percentage in 1948-49 and 1949-50 and led Badgers in field goal percentage in 1947-48, 1948-49 and 1949-50 ... still holds school record for field goal attempts with 37 vs. Iowa on Feb. 28, 1949 ... first Badger to eclipse 1,000-point plateau ... chosen second overall by Baltimore in the 1950 NBA Draft.


Season	G	FG-A	PCT	3P-A	PCT	FT-A	PCT	PTS-AVG
1944-45*	9	37-na	—	—	—	21-na	—	95-10.6
1946-47	8	12-51	.235	—	—	9-18	.500	33-4.1
1947-48	20	86-258	.333	—	—	52-78	.667	224-11.2
1948-49	22	146-436	.335	—	—	89-129	.690	381-17.3
1949-50	22	170-505	.337	—	—	96-147	.653	436-19.8
Totals	81	451-na	—	—	—	267-na	—	1169-14.4

*Entered service after first semester. Field goal and free throw attempts not available.

19. Leon Howard — 1,165

Two-time team MVP (1971-72 and 1972-73) ... team captain in 1972-73 ... three-year starter who led the UW in scoring in each of his last two seasons ... paced Badgers in free throw percentage in 1972-73 ... one of four Badgers to record a double-double (15 points, 11 rebounds) in a win over Loyola (New Orleans) in 1970.

Season	G	FG-A	PCT	3P-A	PCT	FT-A	PCT	PTS-AVG
1970-71	23	133-290	.455	—	—	90-130	.692	356-14.8
1971-72	23	143-346	.413	—	—	92-136	.676	378-16.4
1972-73	24	157-353	.445	—	—	117-157	.745	431-18.0
Totals	70	433-989	.438	—	—	299-423	.707	1165-16.6



Leon Howard averaged 16.6 points per game over his career, the sixth-best career scoring average in Wisconsin annals.

WISCONSIN RECORDS

20. Scott Roth — 1,156

Team MVP as a senior in 1984-85 ... two-time team captain (1983-84 and 1984-85) ... three-year starter ... led UW in scoring in 1984-85, field goal percentage in 1983-84 and 1984-85 and free throw percentage, assists and steals in 1983-84 ... selected by San Antonio in the fourth round of the 1985 NBA Draft.

Season	G	FG-A	PCT	3P-A	PCT	FT-A	PCT	PTS-AVG
1981-82	25	47-102	.461	—	—	10-18	.556	104-4.2
1982-83	28	59-156	.378	0-0	—	43-60	.717	161-5.8
1983-84	28	151-304	.497	—	—	76-96	.792	378-13.5
1984-85	28	198-365	.542	—	—	117-156	.750	513-18.3
Totals	109	455-927	.491	0-0	—	246-330	.745	1156-10.6

21. James Johnson — 1,147

Team MVP and captain in 1968-69 ... three-year starter ... led Badgers in scoring, rebounding and field goal percentage in 1968-69 ... paced UW in free throw percentage in 1967-68 ... selected by Boston in seventh round (93rd overall) of 1969 NBA Draft.

Season	G	FG-A	PCT	3P-A	PCT	FT-A	PCT	PTS-AVG
1966-67	24	104-228	.456	—	—	72-107	.673	280-11.7
1967-68	24	155-355	.437	—	—	95-130	.731	405-16.9
1968-69	24	164-401	.409	—	—	134-192	.698	462-19.2
Totals	72	423-984	.430	—	—	301-429	.702	1147-15.9

22. Ken Siebel — 1,084

Three-time team MVP ... three-year starter who led UW in scoring in 1961-62 ... paced Badgers in field goal percentage in 1960-61 and 1961-62 ... UW's free throw percentage leader in each of his three seasons ... selected by Baltimore in sixth round (47th overall) of the 1963 NBA Draft.

Season	G	FG-A	PCT	3P-A	PCT	FT-A	PCT	PTS-AVG
1960-61	24	108-250	.432	—	—	67-97	.691	283-11.8
1961-62	24	144-318	.453	—	—	104-155	.671	392-16.3
1962-63	23	149-344	.433	—	—	111-158	.703	409-17.8
Totals	71	401-912	.440	—	—	282-410	.688	1084-15.3

23. Tim Locum — 1,077

Two-time team captain (1989-90 and 1990-91) ... two-year starter ... currently fourth on all-time NCAA list for 3-point field goal percentage (.472) among players who have made at least 200 shots from beyond the arc ... holds UW record for career three-point field goals made ... led Badgers in three-point field goal percentage in each of his last three seasons ... tied for team lead in steals with 33 in 1989-90.

Season	G	FG-A	PCT	3P-A	PCT	FT-A	PCT	PTS-AVG
1987-88	28	58-137	.423	41-93	.441	30-35	.857	187-6.7
1988-89	30	83-168	.494	54-111	.486	45-55	.818	265-8.8
1989-90	30	94-194	.485	67-143	.469	40-45	.889	295-9.8
1990-91	30	107-212	.505	65-134	.485	51-59	.864	330-11.0
Totals	118	342-711	.481	227-481	.472	166-194	.856	1077-9.1

T24. Mark Vershaw — 1,066

One of only six forwards in Big Ten history to register at least 1,000 points, 400 rebounds and 300 assists ... never missed a game during his UW career ... he left school tied for first in games played (128) and consecutive games played (128), tied for 21st in scoring (1,066), sixth in assists (311) and fifth in minutes (3,466) ... leading scorer on UW's 2000 Final Four team and set school records for minutes played (1,122) and assists by a forward (118) that year.

Season	G	FG-A	PCT	3P-A	PCT	FT-A	PCT	PTS-AVG
1997-98	31	59-134	.440	4-10	.400	42-72	.583	164-5.3
1998-99	32	84-185	.454	0-3	.000	61-75	.813	229-7.2
1999-00	36	148-326	.454	21-40	.525	106-144	.736	423-11.8
2000-01	29	79-203	.389	6-35	.171	86-119	.723	250-8.6
Totals	128	370-848	.436	31-88	.352	295-410	.720	1066-8.3

T24. Larry Petty — 1,066

Tabbed UW's Most Improved Player in back-to-back seasons (1978-79 and 1979-80) ... four-year starter ... led UW in field goal percentage in 1978-79 and 1980-81 ... chosen by Los Angeles in the seventh round (157th overall) of the 1981 NBA Draft.

Season	G	FG-A	PCT	3P-A	PCT	FT-A	PCT	PTS-AVG
1977-78	27	50-138	.362	—	—	34-63	.540	134-5.0
1978-79	27	106-204	.520	—	—	55-94	.585	267-9.9
1979-80	29	97-210	.462	—	—	59-107	.551	253-8.7
1980-81	27	172-348	.494	—	—	68-126	.539	412-15.3
Totals	110	425-900	.472	—	—	216-390	.554	1066-9.7

26. Chuck Nagle — 1,064

Academic All-Big Ten in 1966-67 ... three-year starter who led UW in scoring and free throw percentage in 1966-67 ... broke school's 62-year-old season scoring record with his 463-point performance in 1966-67.

Season	G	FG-A	PCT	3P-A	PCT	FT-A	PCT	PTS-AVG
1966-67	24	188-421	.447	—	—	87-117	.744	463-19.3
1967-68	24	146-312	.468	—	—	48-70	.686	340-14.2
1968-69	24	104-259	.402	—	—	53-63	.841	261-10.9
Totals	72	438-992	.442	—	—	188-250	.752	1064-14.8

27. Sean Daugherty — 1,057

Played in 117 games (including 96 straight), 10th-most at UW ... 10th on school's all-time rebounds list with 644 ... only the seventh player in school history to register 1,000 points and 600 rebounds ... registered 11 career "double-doubles" ... team tri-captain as a senior ... earned team's Badger Award in 1997-98 ... career-high 24 pts in final game (vs. Illinois).

Season	G	FG-A	PCT	3P-A	PCT	FT-A	PCT	PTS-AVG
1994-95	26	43-123	.350	13-47	.277	20-34	.588	119-4.6
1995-96	32	125-272	.460	12-39	.308	70-96	.729	332-10.4
1996-97	28	104-235	.443	17-48	.354	45-65	.692	270-9.6
1997-98	31	125-282	.443	11-34	.324	75-105	.714	336-10.8
Totals	117	397-912	.435	53-168	.315	210-300	.700	1057-9.0

28. J.J. Weber — 1,021

Team MVP and tri-captain in 1986-87 ... led Badgers in rebounding in 1984-85 and 1986-87 ... led team in scoring, field goal percentage, free throw percentage, steals and minutes in 1986-87 ... paced club in blocked shots in 1985-86 and 1986-87 ... tabbed team's Most Improved Player in 1984-85 ... three-year starter ... ranks fifth on UW's career blocked shots list.

Season	G	FG-A	PCT	3P-A	PCT	FT-A	PCT	PTS-AVG
1983-84	18	7-13	.538	—	—	2-5	.400	16-0.9
1984-85	28	85-173	.491	—	—	37-53	.698	207-7.4
1985-86	28	131-258	.508	—	—	67-89	.753	329-11.8
1986-87	31	182-324	.562	—	—	105-141	.745	469-15.1
Totals	105	405-768	.527	—	—	211-288	.733	1021-9.7

29. Willie Simms — 1,015

Team captain in 1990-91 ... named team's Most Improved Player in 1988-89 ... three-year starter ... led Badgers in field goal percentage and free throw percentage in 1989-90 ... topped team in assists in each of his last two seasons ... career field goal percentage of .545 is third-best in school history.


Season	G	FG-A	PCT	3P-A	PCT	FT-A	PCT	PTS-AVG
1987-88	2	1-4	.250	0-0	—	2-5	.400	4-2.0
1988-89	30	84-162	.519	1-2	.500	21-53	.396	190-6.3
1989-90	30	153-284	.539	2-6	.333	92-146	.630	400-13.3
1990-91	29	153-267	.573	1-3	.333	114-179	.637	421-14.5
Totals	91	391-717	.545	4-11	.364	229-383	.598	1015-11.2

30-Point Performances

Pts.	Player	Opponent	Date	Pts.	Player	Opponent	Date
42	Michael Finley	at Eastern Michigan	12/10/94	31	Ken Siebel	Utah	12/28/62
42	Ken Barnes	Indiana	3/8/65	31	Dick Miller	Minnesota	2/21/55
39	Rick Olson	Michigan	1/14/84	31	Dick Cable	Tulane	12/20/54
38	Devin Harris	Minnesota	2/4/04	31	Dick Cable	at Notre Dame	12/4/54
38	Dale Koehler	Iowa	2/1/75	31	John Kotz	Iowa	3/7/42
38	Joe Franklin	Michigan State	1/16/68	30	Devin Harris	Illinois	1/24/04
37	Chuck Nagle	Michigan	3/4/67	30	Kirk Penney	at Minnesota	2/16/02
36	Michael Finley	Missouri	3/19/94	30	Sean Mason	at Penn State	2/14/98
36	Tracy Webster	SE Missouri State	11/25/91	30	Sam Okey	UW-Milwaukee	12/10/96
36	Dale Koehler	at Michigan	2/2/76	30	Michael Finley	at Michigan	1/29/94
35	Rick Olson	San Francisco State	12/2/85	30	Michael Finley	at Illinois	1/27/93
35	Claude Gregory	Kentucky State	12/5/80	30	Michael Finley	Michigan	2/26/92
35	Clarence Sherrod	at Iowa	2/10/70	30	Tim Locum	Western Kentucky	11/25/89
35	Jack Brens	Indiana	2/25/63	30	Trent Jackson	Minnesota	2/28/88
35	Don Refheldt	at Northwestern	2/11/50	30	J.J. Weber	Northwestern	3/1/87
34	Michael Finley	Ohio State	1/20/93	30	Rick Olson	Purdue	2/13/86
34	Cory Blackwell	at Minnesota	2/19/83	30	Wes Matthews	at Purdue	2/16/80
34	Cory Blackwell	Ohio State	2/9/83	30	Clarence Sherrod	Tulane	12/19/70
34	Joe Franklin	Michigan	1/6/68	30	Clarence Sherrod	Ohio State	2/24/70
34	Bob Litzow	Indiana	2/10/58	30	Clarence Sherrod	Michigan State	2/7/70
34	Don Refheldt	Iowa	2/28/49	30	Clarence Sherrod	Ohio	1/31/70
33	Devin Harris	Ohio State	2/14/04	30	Joe Franklin	at Northwestern	3/9/68
33	Kirk Penney	Marquette	12/22/01	30	Chuck Nagle	Purdue	3/2/68
33	Michael Finley	Purdue	2/13/93	30	Joe Franklin	Illinois	3/11/67
33	Tracy Webster	Illinois	2/20/92	30	Joe Franklin	Nebraska	12/1/65
33	Trent Jackson	at Butler	12/10/88	30	Mark Zubor	Illinois	12/15/64
33	Scott Roth	Oklahoma State	12/29/83	30	Jim Biggs	Northwestern	2/28/59
33	Claude Gregory	at Iowa	2/28/81	30	Paul Morrow	Indiana	2/16/53
33	Dale Koehler	Loyola Chicago	12/6/75				
33	Ron Jackson	Dayton	12/28/61				
33	Dick Miller	at Michigan State	2/27/56				
33	Michael Finley	Michigan State	2/2/94				
32	Michael Finley	UW-Green Bay	12/5/92				
32	Danny Jones	Ohio State	3/4/89				
32	Rick Olson	at Minnesota	2/22/86				
32	Rick Olson	at Michigan State	1/30/86				
32	Rick Olson	Ohio State	2/9/85				
32	Claude Gregory	Iowa	1/15/81				
32	Leon Howard	at Ohio State	2/5/72				
32	Clarence Sherrod	Eastern Illinois	12/1/70				
32	Joe Franklin	Arizona	12/30/66				
32	Dick Miller	at Ohio State	1/14/56				
31	Willie Simms	Bowling Green	3/13/91				
31	Danny Jones	at Michigan	2/25/89				
31	Rick Olson	Illinois	2/15/86				
31	Rick Olson	Purdue	1/19/85				
31	Scott Roth	Illinois	1/17/85				
31	Scott Roth	at Northern Illinois	12/22/84				
31	Cory Blackwell	at Purdue	3/12/83				
31	Larry Petty	Minnesota	3/7/81				
31	Claude Gregory	Nebraska	12/27/79				
31	Wes Matthews	at Michigan	2/22/79				
31	Bruce McCauley	at Northwestern	1/4/75				
31	Clarence Sherrod	Michigan	1/9/71				
31	Albert Henry	Minnesota	1/13/70				
31	Joe Franklin	Purdue	3/2/68				
31	James Johnson	Northwestern	2/21/67				
31	Jack Brens	Utah	12/28/62				

NOTE: The only players to have back-to-back 30-point games are Michael Finley (30 at Michigan and 32 vs. Michigan State in 1994); Rick Olson (30 vs. Purdue and 31 vs. Illinois in 1986); and Clarence Sherrod (30 vs. Michigan State and 35 vs. Iowa in 1970).

Devin Harris nearly had three consecutive 30-point games in 2003-04. He scored 30 against Illinois then had 29 at Ohio State and 38 vs. Minnesota. The 97 points over a three-game stretch were the most by a player in UW history.



Rick Olson is one of three Badgers in history to record back-to-back 30-point games.

Kohl Center Records

Points

Team — 104 by Kansas vs. Oregon, 3/24/02
Individual — 47 by Lynn Greer (Temple) vs. Wisconsin, 12/3/01

Points - Both Teams

190, Kansas (104) vs. Oregon (86), 3/24/02

Points in a Half

Team — 56 by Kansas vs. Oregon, 3/24/02
Individual — 24 by Devin Harris vs. Minnesota, 2/4/04
(second half)

Largest UW Winning Margin

49 by Wisconsin over New Hampshire (85-36), 12/11/02

Field Goals Made

Team — 40 by Kansas vs. Oregon, 3/24/02
Individual — 18 by Lynn Greer (Temple) vs. Wisconsin, 12/3/01

Field Goal Attempts

Team — 84 by Oregon vs. Kansas, 3/24/02
Individual — 38 by Lynn Greer (Temple) vs. Wisconsin, 12/3/01

Field Goal Percentage

Team — .607 (34-56) by Wisconsin vs. Penn State (2/1/03)
Individual (min. 10 att.) — .900 (9-10) by James Peters (UNLV)
vs. Wisconsin, 12/7/02

3-Point Field Goals

Team — 13 by Wisconsin vs. Michigan, 2/27/02
Individual — 6 by Devin Harris vs. Temple 12/3/01; by Lynn
Greer (Temple) vs. Wisconsin, 12/3/01; and by Sean Mason
vs. Northern Illinois, 12/2/98

3-Point Field Goal Attempts

Team — 40 by Wisconsin vs. Temple, 12/3/01
Individual — 20 by Devin Harris vs. Temple 12/3/01

3-Point Field Goal Percentage

Team (min. 8 att.) — .706 (12-17) by Wisconsin vs. Michigan,
2/16/00
Individual (min. 6 att.) — .833 (5-6) by Kirk Penney vs.
Eastern Michigan, 11/15/02 and Marquette, 12/22/01

Free Throws Made


Team — 36 by Wisconsin vs. Ohio State, 2/6/02
Individual — 16 by Devin Harris vs. Ohio State, 2/14/04

Free Throw Attempts

Team — 46 by Wisconsin vs. Ohio State, 2/6/02
Individual — 18 by Devin Harris vs. Ohio State, 2/14/04

Free Throw Percentage

Team (min. 12 att.) — 1.000 (13-13) by Michigan State vs.
Wisconsin, 1/10/04
Individual (min. 10 att.) — 1.000 (10-10) by Evan Eschmeyer
(Northwestern) vs. Wisconsin, 2/10/99



Devin Harris scored a career-high 38 points, including a Kohl Center-record 24 in the second half, vs. Minnesota on Feb. 4, 2004

Rebounds

Team — 63 by Kansas vs. Oregon, 3/24/02
Individual — 20 by Drew Gooden (Kansas) vs. Oregon, 3/24/02

Assists

Team — 22 by Wisconsin vs. UW-Milwaukee, 12/13/03
Individual — 9, three times, all by Devin Harris (MR: vs.
Indiana, 1/6/04)

Blocked Shots

Team — 9 by South Florida vs. Wisconsin, 12/30/00
Individual — 8 by Gerrick Morris (South Florida), 12/30/00

Steals

Team — 16 by Wisconsin vs. New Hampshire, 12/11/02
Individual — 10 by Mike Kelley vs. Texas, 12/7/99

Yearly Statistical Leaders



Wes Matthews led the Badgers in scoring in 1977-78, 1978-79 and 1979-80.

Field Goal Percentage


Year	Name	FG	FGA	PCT
1947	Bob Cook	124	358	.346
1948	Don Rehfeldt	86	258	.333
1949	Don Rehfeldt	146	436	.335
1950	Don Rehfeldt	170	505	.337
1951	Ab Nicholas	130	378	.344
1952	Dick Cable	50	128	.391
1953	Charles Siefert	99	264	.375
1954	Dick Cable	116	266	.436
1955	John Parker	75	177	.424
1956	Dick Miller	142	344	.413
1957	Walter Holt	46	101	.455
1958	Walter Holt	112	225	.498
1959	Bob Barneson	93	234	.397
1960	Marty Gharrity	119	244	.488
1961	Ken Siebel	108	250	.432
1962	Ken Siebel	144	318	.453
1963	Tom Gwyn	108	221	.489
1964	Tom O'Melia	77	159	.484
1965	Mark Zubor	137	290	.472
1966	Dennis Sweeney	67	137	.489
1967	James Johnson	104	228	.456
1968	Joe Franklin	202	402	.502
1969	James Johnson	164	401	.409
1970	Albert Henry	152	321	.474
1971	Glen Richgels	126	264	.477
1972	Kim Hughes	113	242	.467
1973	Kim Hughes	144	291	.495
1974	Gary Anderson	142	284	.500
1975	Dale Koehler	155	307	.505
1976	Al Rudd	81	142	.570
1977	Joe Chrnulich	122	227	.537
1978	Bill Pearson	87	170	.512
1979	Larry Petty	106	204	.520
1980	Joe Chrnulich	123	230	.535
1981	Larry Petty	172	348	.494
1982	Brad Sellers	167	351	.476
1983	Brad Sellers	189	372	.508
1984	Scott Roth	151	304	.497
1985	Scott Roth	198	365	.542
1986	Shelton Smith	84	153	.549
1987	J.J. Weber	182	324	.562
1988	Danny Jones	176	309	.570
1989	Kurt Portmann	63	113	.558
1990	Willie Simms	153	284	.539
1991	Patrick Tompkins	164	258	.636
1992	Carlton McGee	123	222	.554
1993	Jeff Petersen	58	93	.624
1994	Jeff Petersen	93	157	.592
1995	Rashard Griffith	167	295	.566
1996	Sean Daugherty	125	272	.460
1997	Paul Grant	129	261	.494
1998	Sean Daugherty	125	282	.443
1999	Andy Kowske	85	148	.574
2000	Andy Kowske	137	235	.583
2001	Andy Kowske	79	145	.545
2002	Charlie Wills	112	235	.477
2003	Alando Tucker	139	261	.533
2004	Mike Wilkinson	136	277	.491
2005	Mike Wilkinson	179	349	.513

Minimum 2.0 made per game

Scoring

Year	Name	G	PTS	AVG
1939	Dave Dupee	20	154	7.7
1940	Gene Englund	20	199	10.0
1941	Gene Englund	23	304	13.2
1942	John Kotz	21	325	15.5
1943	John Kotz	21	308	14.7
1944	Ray Patterson	21	295	14.0
1945	Ray Patterson	21	225	10.7
1946	Bob Cook	21	289	13.8
1947	Bob Cook	22	323	14.7
1948	Bob Cook	20	235	12.4
1949	Don Rehfeldt	22	381	17.3
1950	Don Rehfeldt	22	436	19.8
1951	Ab Nicholas	22	366	16.6
1952	Ab Nicholas	22	361	16.4
1953	Paul Murrow	22	352	16.0
1954	Dick Cable	22	301	13.7
1955	Dick Cable	22	442	20.1
1956	Dick Miller	22	429	19.5
1957	Bob Litzow	22	355	16.1
1958	Bob Litzow	22	324	14.7
1959	Bob Barneson	21	259	12.3
1960	Tom Hughbanks	24	312	13.0
1961	Tom Hughbanks	23	301	13.1
1962	Ken Siebel	24	392	16.3
1963	Jack Brens	24	425	17.8
1964	Ken Gustafson	24	359	14.9
1965	Mark Zubor	22	345	15.7
1966	Ken Gustafson	24	333	13.8
1967	Chuck Nagle	24	463	19.3
1968	Joe Franklin	24	544	22.7
1969	James Johnson	24	462	19.2
1970	Clarence Sherrod	24	538	22.4
1971	Clarence Sherrod	14	570	23.8
1972	Leon Howard	23	378	16.4
1973	Leon Howard	24	431	18.0
1974	Kim Hughes	24	367	15.3

1975	Bruce McCauley	25	418	16.7
1976	Dale Koehler	26	505	19.4
1977	James Gregory	27	429	15.9
1978	Wes Matthews	14	203	14.5
1979	Wes Matthews	27	499	18.5
1980	Wes Matthews	28	549	19.6
1981	Claude Gregory	27	550	20.4
1982	Brad Sellers	27	378	14.0
1983	Cory Blackwell	28	511	18.3
1984	Cory Blackwell	28	529	18.9
1985	Scott Roth	28	513	18.3
1986	Rick Olson	28	571	20.4
1987	J.J. Weber	31	469	15.1
1988	Trent Jackson	28	546	19.5
1989	Danny Jones	30	611	20.4
1990	Danny Jones	31	548	17.7
1991	Willie Simms	29	421	14.5
1992	Tracy Webster	31	537	17.3
1993	Michael Finley	28	620	22.1
1994	Michael Finley	29	592	20.4
1995	Michael Finley	27	554	20.5
1996	Sam Okey	32	423	13.2
1997	Paul Grant	28	350	12.5
1998	Sean Mason	31	480	15.5
1999	Sean Mason	32	539	16.8
2000	Mark Vershaw	36	423	11.8
2001	Roy Boone	29	372	12.8
2002	Kirk Penney	32	482	15.1
2003	Kirk Penney	32	519	16.2
2004	Devin Harris	32	624	19.5
2005	Mike Wilkinson	34	486	14.3



Mike Wilkinson is the only player to lead UW in rebounding four consecutive years.

Rebounding

Year	Name	G	REB	AVG
1951	Jim Clinton	22	344	15.6
1952	Paul Morrow	22	290	13.2
1953	Records Incomp.	—	—	—
1954	Paul Morrow	22	194	9.6
1955	Curt Mueller	19	110	5.8
1956	Curt Mueller	22	207	9.4
1957	Ray Gross	21	165	7.9
1958	Ray Gross	22	156	7.1
1959	Bob Barneson	21	152	7.2
1960	Fred Clow	24	234	9.8
1961	Tom Hughbanks	23	198	8.6
1962	Tom Gwyn	24	192	8.0
1963	Jack Brens	24	306	12.8
1964	Ken Gustafson	24	235	9.8
1965	Ken Barnes	20	176	8.8
1966	Joe Franklin	24	235	9.8
1967	Joe Franklin	24	289	12.0
1968	Joe Franklin	24	334	13.9
1969	James Johnson	24	210	8.8
1970	Albert Henry	24	265	11.0
1971	Glen Richgels	24	254	10.6
1972	Kim Hughes	24	239	10.0
1973	Kim Hughes	24	301	12.5
1974	Kim Hughes	24	266	11.1
1975	Dale Koehler	21	213	10.1
1976	Dale Koehler	26	263	10.1
1977	James Gregory	27	270	10.0
1978	Joe Chrmelich	27	182	6.7
1979	Claude Gregory	27	236	8.7
1980	Claude Gregory	29	254	8.8
1981	Claude Gregory	27	249	9.2
1982	Brad Sellers	27	254	9.4
1983	Brad Sellers	28	219	7.8
1984	Cory Blackwell	28	243	8.7
1985	J.J. Weber	28	162	5.8
1986	Rod Ripley	28	194	6.9
1987	J.J. Weber	31	251	8.1
1988	Danny Jones	26	121	4.7
1989	Danny Jones	30	141	4.7
1990	Patrick Tompkins	28	178	6.4

1991	Patrick Tompkins	30	264	8.8
1992	Michael Finley	31	152	4.9
1993	Michael Finley	28	161	5.8
1994	Rashard Griffith	25	212	8.5
1995	Rashard Griffith	26	281	10.8
1996	Sam Okey	32	218	6.8
1997	Sam Okey	27	230	8.5
1998	Sean Daugherty	31	192	6.2
1999	Andy Kowske	32	157	4.9
2000	Andy Kowske	36	222	6.2
2001	Andy Kowske	29	157	5.4
2002	Mike Wilkinson	32	171	5.3
2003	Mike Wilkinson	32	216	6.8
2004	Mike Wilkinson	32	219	6.8
2005	Mike Wilkinson	34	250	7.4

3-Point FG Percentage

Year	Name	FG	FGA	PCT
1983	Rick Olson	18	48	.375
1987	Mike Heineman	29	61	.475
1988	Trent Jackson	74	164	.451
1989	Tim Locum	54	111	.486
1990	Tim Locum	67	143	.469
1991	Tim Locum	65	134	.485
1992	Tracy Webster	75	153	.490
1993	Andy Kilbride	49	107	.458
1994	Andy Kilbride	54	131	.412
1995	Andy Kilbride	54	134	.403
1996	Hennssy Auriantal	35	88	.398
1997	Ty Calderwood	39	117	.333
1998	Sean Mason	54	161	.335
1999	Jon Bryant	46	119	.387
2000	Duany Duany	47	120	.392
2001	Ricky Bower	22	50	.440
2002	Kirk Penney	62	161	.385
2003	Devin Harris	53	137	.387
2004	Clayton Hanson	29	76	.382
2005	Zach Morley	28	56	.500


Minimum 1.5 attempts per game

Free Throw Pct.

Year	Name	FT	FIA	PCT
1947	Bob Cook	75	101	.743
1948	Bob Cook	73	97	.754
1949	Don Rehfeldt	89	129	.690
1950	Don Rehfeldt	96	147	.653
1951	Ab Nicholas	106	149	.711
1952	Ab Nicholas	121	176	.687
1953	Dick Cable	81	110	.736
1954	Dick Cable	69	92	.750
1955	Dick Miller	87	109	.798
1956	Dick Miller	145	181	.801
1957	Bob Litzow	55	92	.598
1958	Walter Holt	71	90	.789
1959	Bob Barneson	73	108	.676
1960	Marty Gharrity	74	92	.804
1961	Ken Siebel	67	97	.691
1962	Ken Siebel	104	155	.671
1963	Ken Siebel	111	158	.703
1964	Mark Zubor	69	99	.697
1965	Ken Barnes	62	84	.738
1966	Mike Carlin	70	90	.778
1967	Chuck Nagle	87	117	.744
1968	James Johnson	95	130	.731
1969	Clarence Sherrod	92	120	.767
1970	Clarence Sherrod	168	202	.832
1971	Clarence Sherrod	148	200	.740
1972	Lee Oler	84	106	.792
1973	Leon Howard	117	157	.745
1974	Kim Hughes	57	92	.620
1975	Mike McCauley	98	125	.784
1976	Dale Koehler	125	165	.758
1977	James Gregory	97	139	.698
1978	Bill Pearson	74	95	.779
1979	Wes Matthews	109	139	.784
1980	Wes Matthews	127	143	.888
1981	Claude Gregory	152	202	.752
1982	Cory Blackwell	71	103	.689
1983	Brad Sellers	82	99	.828
1984	Scott Roth	76	96	.792
1985	Rick Olson	73	82	.890



Trent Jackson made 74 3-pointers in 1987-88, the fourth-best single-season total in school history.



Ty Calderwood paced the Badgers in assists in 1996-97 and 1998-99. He also led the team in steals in 1996-97.

1986	Rick Olson	97	110	.882
1987	J.J. Weber	105	141	.745
1988	Trent Jackson	88	106	.830
1989	Danny Jones	149	199	.749
1990	Willie Simms	92	146	.630
1991	Patrick Tompkins	95	147	.646
1992	Tracy Webster	90	115	.783
1993	Tracy Webster	72	89	.809
1994	Michael Finley	110	140	.786
1995	Michael Finley	140	181	.773
1996	Mosezell Peterson	79	107	.738
1997	Paul Grant	92	129	.713
1998	Sean Mason	128	157	.815
1999	Sean Mason	137	169	.811
2000	Mark Vershaw	106	144	.736
2001	Roy Boone	88	118	.746
2002	Devin Harris	101	130	.777
2003	Mike Wilkinson	81	103	.786
2004	Devin Harris	171	216	.792
2005	Kammron Taylor	89	116	.767

Minimum 2.0 made per game

Assists

Year	Name	G	AST	AVG
1974	Marcus McCoy	24	74	3.1
1975	Bruce McCauley	25	88	3.5
1976	James Smith	23	76	3.3
1977	Bob Falk	27	93	3.4
	Arnold Gaines	27	93	3.4
1978	Arnold Gaines	26	80	3.1
1979	Wes Matthews	27	106	3.9
1980	Wes Matthews	28	118	4.2
1981	Dan Hastings	27	85	3.1
1982	Carl Golston	27	93	3.4
1983	Rick Olson	28	83	3.0
1984	Scott Roth	28	87	3.1
1985	Mike Heineman	25	111	4.4
1986	Mike Heineman	22	100	4.5
1987	Mike Heineman	28	137	4.9
1988	Tom Molaski	28	104	3.7

1989	Tom Molaski	30	108	3.6
1990	Willie Simms	30	97	3.2
1991	Willie Simms	29	98	3.4
1992	Tracy Webster	31	151	4.9
1993	Tracy Webster	28	179	6.4
1994	Tracy Webster	29	171	5.9
1995	Michael Finley	27	108	4.0
1996	Sam Okey	32	100	3.1
1997	Ty Calderwood	27	101	3.7
1998	Hennssy Auriantal	29	64	2.2
1999	Ty Calderwood	32	104	3.3
2000	Mark Vershaw	36	118	3.3
2001	Mike Kelley	29	89	3.1
2002	Travon Davis	32	126	3.9
2003	Kirk Penney	32	100	3.1
2004	Devin Harris	32	141	4.4
2005	Sharif Chambliss	34	95	2.8

Steals

Year	Name	G	STL	AVG
1978	Arnold Gaines	26	28	1.1
1979	Wes Matthews	27	53	2.0
1980	Wes Matthews	28	42	1.5
1981	John Bailey	27	39	1.4
1982	John Bailey	27	37	1.4
1983	Cory Blackwell	28	39	1.4
1984	Scott Roth	28	43	1.5
1985	Mike Heineman	25	33	1.3
1986	Rick Olson	28	33	1.2
1987	J.J. Weber	31	41	1.3
1988	Trent Jackson	28	59	2.1
1989	Trent Jackson	30	50	1.7
1990	Willie Simms	30	33	1.1
	Tim Locum	30	33	1.1
1991	Willie Simms	29	27	0.9
1992	Tracy Webster	31	48	1.5
1993	Tracy Webster	28	66	2.4
1994	Tracy Webster	29	69	2.4
1995	Michael Finley	27	52	1.9
1996	Hennssy Auriantal	32	43	1.3
1997	Ty Calderwood	27	63	2.3
1998	Mike Kelley	31	58	1.9
1999	Mike Kelley	32	62	1.9
2000	Mike Kelley	36	95	2.6
2001	Mike Kelley	29	60	2.1
2002	Devin Harris	32	43	1.3
2003	Devin Harris	32	65	2.0
2004	Devin Harris	32	56	1.8
2005	Mike Wilkinson	34	38	1.1


Blocked Shots

Year	Name	G	BL	AVG
1978	Claude Gregory	27	21	0.8
1979	Claude Gregory	27	21	0.8
1980	Claude Gregory	29	20	0.7
1981	Claude Gregory	27	26	1.0
1982	Brad Sellers	27	52	1.9
1983	Brad Sellers	28	68	2.4
1984	David Miller	27	11	0.4
1985	John Ploss	28	20	0.7
1986	J.J. Weber	28	28	1.0
1987	J.J. Weber	31	45	1.5
1988	Kurt Portmann	28	25	0.9
1989	Kurt Portmann	30	34	1.1
1990	Kurt Portmann	31	30	1.0
1991	Patrick Tompkins	30	25	0.8
1992	Louis Ely	30	41	1.4
1993	Louis Ely	28	31	1.1

1994	Rashard Griffith	25	66	2.6
1995	Rashard Griffith	26	58	2.2
1996	Sam Okey	32	42	1.3
1997	Paul Grant	28	34	1.2
1998	Sean Daugherty	31	18	0.6
	Andy Kowske	31	18	0.6
1999	Andy Kowske	32	27	0.8
2000	Andy Kowske	36	27	0.8
2001	Andy Kowske	29	14	0.5
2002	Devin Harris	32	18	0.6
2003	Mike Wilkinson	32	31	1.0
2004	Mike Wilkinson	32	41	1.3
2005	Mike Wilkinson	34	31	0.9

Minutes

Year	Name	G	MIN	AVG
1978	Arnold Gaines	26	782	30.1
1979	Wes Matthews	27	986	36.5
1980	Claude Gregory	29	1001	34.5
1981	Claude Gregory	27	989	36.6
1982	Brad Sellers	27	964	35.7
1983	Brad Sellers	28	1009	36.0
1984	Cory Blackwell	28	1045	37.3
1985	Rick Olson	28	970	34.6
1986	Rick Olson	28	983	35.1
1987	J.J. Weber	31	993	32.0
1988	Trent Jackson	28	1032	36.9
1989	Trent Jackson	30	1099	36.6
1990	Danny Jones	31	1043	33.6
1991	Patrick Tompkins	30	1091	36.4
1992	Tracy Webster	31	1077	34.7
1993	Michael Finley	28	979	35.0
1994	Michael Finley	29	1046	36.1
1995	Michael Finley	27	1000	37.0
1996	Sam Okey	32	1024	32.0
1997	Ty Calderwood	27	886	32.8
1998	Sean Mason	31	885	28.5
1999	Sean Mason	32	937	29.3
2000	Mark Vershaw	36	1122	31.2
2001	Mike Kelley	29	903	31.1
2002	Devin Harris	32	1094	34.2
2003	Kirk Penney	32	1119	35.0
2004	Devin Harris	32	1162	36.3
2005	Mike Wilkinson	34	1081	31.8



Cory Blackwell averaged a team-high 37.3 minutes per game in 1983-84.

HISTORY

107 Years of Badger Basketball108-112

Honors and Awards113-115

All-Americans116-117

Badgers in the NBA118

NCAA Tournament Records119-121

1941 NCAA Champions122

2000 Final Four123

NCAA Tournament Box Scores124-131

UW in the NIT132

UW in the Big Ten Tournament133-134

UW & the A.P. Poll135-137

Overtime Games138

Comeback Wins139

The Last Time140

All-Time Results141-150

All-Time Series Scores151-162

Wisconsin vs. the Conferences163

Year-by-Year Records164-165


Year-by-Year Statistics166-167

Season Statistics Since 1984-85168-169

Past UW Coaches170-171

Letterwinners172-174

All-Time Lineups175-176



Devin Harris was named Big Ten Player of the Year in 2004 and was a consensus second-team All-American. In his three seasons, he led UW to two Big Ten regular-season titles and a Big Ten tournament championship.

107 Years of Wisconsin Basketball

The Wisconsin men's basketball program begins its 108th season in 2005-06. Following is a chronological list of highlights from the first 107 years of UW basketball.

December, 1898

Six years after the advent of the new sport of basketball, Bob Burdick, John Mapel, Carl Sillman, Paul Stover and Captain Walter Hirschberg make up the first Wisconsin Badger basketball team. Dr. J.C. Elsom is the first UW coach.

Jan. 21, 1899

Wisconsin plays its first game and falls to the Milwaukee Normal Alumni, 25-15, in Milwaukee.

March 4, 1899

The Badgers play their first home game. The Milwaukee Normal Alumni edge Wisconsin, 13-10, and the Badgers finish their first season 0-3.

Feb. 15, 1900

Wisconsin defeats Wayland Academy, 25-15, for the first victory in school history.

March, 1902

After completing a 10-game schedule (all on the road), the Badgers finish the year with a 7-3 record, their first winning season.

Dec. 2, 1904

Emmett Angell coaches the Badgers for the first time and watches his team rout Sparta's Company C, 75-10. Christian Steinmetz scores 50 points in the victory to set a pre-modern, single-game scoring mark.

January, 1905

The Badgers make their first road trip to the East and come home with a 2-6 mark after games in New Jersey, New York, Pennsylvania and Ohio.

Spring, 1905

Christian Steinmetz finishes the season with 462 points, setting a Wisconsin season scoring mark that would stand for 61 years. Steinmetz is later named the Badgers' first All-American.

March 15, 1907

Wisconsin defeats Purdue, 37-10, to secure an 11-3 record and a share of the school's first Big Ten championship.

March 16, 1912

First-year coach Walter Meanwell, known as the "Little Doctor," guides the Badgers to a 32-21 win over Indiana to complete an unbeaten season at 15-0. Wisconsin wins the Big Ten title outright and will win or share the conference crown seven more times before Meanwell's coaching career ends in 1934.

March 16, 1918

Despite dropping a 19-11 decision to Minnesota, first-year coach Guy Lowman's Badgers win the school's sixth Big Ten championship in 12 years.

Dec. 18, 1930

The Badgers defeat Penn, 25-12, in the dedication game for the new Wisconsin Field House.

Fall, 1934

Harold "Bud" Foster, a former All-America player for the Badgers, takes over as head coach. Foster will hold that position for 25 years, longer than any other basketball coach in school history.

Spring, 1935

In his first season as head coach, "Bud" Foster leads the Badgers to the Big Ten title with a 15-5 record.

March 29, 1941


The "Cinderella" Badgers, lower division finishers in the Big Ten just one year earlier, top Washington State, 39-34, to win the NCAA tournament. The UW's John Kotz is named tournament MVP. Team captain Gene Englund is the Big Ten MVP and earns All-America honors.

Spring, 1942

Wisconsin has the Big Ten MVP for the second straight season when John Kotz earns the award. Kotz also garners All-America kudos.

March, 1947

The 15-5 Big Ten champion Badgers are invited to play in the NCAA Eastern



Walter Meanwell won eight conference titles during his 20 years at UW.



The UW Field House opened on Dec. 18, 1930 as Wisconsin defeated Penn 25-12.



Head coach Harold "Bud" Foster visits with former UW All-American Don Rehfeldt. Foster coached the Badgers to their only national title in 1941.

Regionals in New York's Madison Square Garden. Wisconsin takes third place in the East by squeaking past Navy, 50-49, after losing the opener, 70-56, to CCNY.

Feb. 28, 1949

Junior Don Rehfeldt takes 37 shots in a 70-47 trouncing of Iowa. Rehfeldt's 37 field goal attempts still stand as a single-game Wisconsin record.

Spring, 1950

After being named the Big Ten's MVP, Don Rehfeldt becomes Wisconsin's last All-American to date. He finishes his career as the school's all-time leading scorer with 1,169 points. Rehfeldt also is picked second overall in the NBA Draft.

Jan. 3, 1953

Center Paul Morrow grabs what remains a school-record 30 rebounds in a 50-46 victory over Purdue.

Jan. 27, 1962

Despite Boilermaker Terry Dischinger's UW Field House-record 50 points, the Badgers defeat Purdue 89-86.

March 3, 1962

The Badgers defeat a top-ranked Ohio State squad (86-67) that features all-Americans John Havlicek and Jerry Lucas, as well as reserve forward Bob Knight. The powerful Buckeyes see their 47-game winning streak come to an end.

March 11, 1963

Senior Ken Seibel earns the team's MVP award for the third consecutive season.

He remains the Badgers' only three-time MVP.

March 8, 1965

Ken Barnes scores a school-record 42 points, along with 23 rebounds, in a 92-73 loss to Indiana. Barnes' mark stands alone until Michael Finley matches it in December of 1994.

March 11, 1967

With 12 seconds remaining in the season finale against Illinois, sophomore Chuck Nagle makes a layup to tie Christian

Steinmetz as the school's single-season scoring leader with 462 points. Fouled on the play, Nagle converts the free throw and sets the record.

Dec. 9, 1967

The Badgers set a school single-game scoring record with a 120-82 win over Southern Methodist.

March 2, 1968

Senior Joe Franklin pulls down a career-high 27 rebounds in a 104-84 victory over Purdue — his final game at the UW Field House. Franklin ends his collegiate career one week later having amassed 858 boards for what still is a school-record 11.9 rebounds per game.

March 9, 1968

Only one year after Chuck Nagle snaps Wisconsin's 62-year-old single-season scoring mark set by Christian Steinmetz, Joe Franklin registers 30 points in the season finale at Northwestern to finish the campaign with a school-best 544 points.

March 13, 1971

Senior co-captain Clarence Sherrod scores 27 points in a season-ending loss at Michigan to finish the year with 570 points. It is the third time in five seasons that the Badgers have a new all-time single-season scoring leader.

Jan. 5, 1976

The Badgers record the largest comeback in school history when they erase a 22-point (47-25) deficit and gain an 82-81 overtime victory over Ohio State at the UW Field House.

March 3, 1979

Guard Wes Matthews hits a halfcourt shot as time expires as the Badgers defeat Magic Johnson and eventual NCAA champion Michigan State 83-81 at the UW Field House.

Dec. 30, 1979

The Badgers connect on 32 of 43 field goal attempts (.744) to set a single-game school record and defeat Army 78-54.

March 10, 1981


Claude Gregory scores 29 points and grabs 17 rebounds in his last game as a Badger. He leaves the school as Wisconsin's career leader in points (1,745) and rebounds (904).

Dec. 2, 1985

In a non-conference matchup with San Francisco State, senior Rick Olson makes 17 field goals in a 90-61 Badger victory. Olson's 17 field goals tops the previous school record of 16 set nearly 27 years earlier by Bob Litzow.

March 9, 1986

Setting a school record by starting every game (112) in his four-year career, Rick Olson guides Wisconsin past Northwestern, 70-68. Olson scores 26 points in the game and misses becoming



Joe Franklin averaged a UW record 11.9 rebounds per game for his career. In his last home game, he pulled down a career-high 27 boards.



Danny Jones is one of just three Badgers (Michael Finley and Devin Harris are the others) to have scored more than 600 points in a season. That season (1989), he led the UW to its first-ever NIT appearance.

the school's career scoring leader by nine points. However, he does become the UW's single-season scoring champion with 571 points.

Feb. 16, 1987

In one of the most infamous games in school history, the Badgers take eventual NCAA champion Indiana to three overtimes before falling 86-85 at the UW Field House before a capacity crowd and national television audience.

March 8, 1987

Mike Heineman scores 20 points, grabs seven rebounds and hands out nine assists in his final game as a Badger. Heineman ends his career as Wisconsin's all-time assist leader with 388.

Dec. 14, 1988

The Badgers record the widest margin of victory in school history with an 89-34 win over Denver at the UW Field House.

March 15, 1989

The Badgers, under Coach Steve Yoder, make their first-ever appearance in the National Invitation Tournament and defeat New Orleans, 63-61, at the UW Field House. It is Wisconsin's first post-

season appearance since the 1947 NCAA Tournament.

March 20, 1989

Danny Jones scores 24 points in the season finale against St. Louis. His 611 points establishes a new single-season school scoring record.

Feb. 15, 1990

Danny Jones snaps Wisconsin's career scoring mark against Ohio State. Jones ends his career with 1,854 points.

March 13, 1991

The Badgers make their second NIT appearance in three years and defeat Bowling Green 87-79 (OT) at the UW Field House. Wisconsin, however, is eliminated from the tournament five days later by Stanford.

March 25, 1992

Former New York Knicks coach Stu Jackson is hired as Wisconsin's 11th head coach.

Feb. 13, 1993

Sophomore Michael Finley goes head-to-head with Purdue All-American Glenn Robinson. Finley scores 33 points and adds a Big Ten-record 10 steals but the Boilermakers prevail 90-87 in double overtime behind Robinson's 42 points.

March 17, 1993

Wisconsin qualifies for its third National Invitation Tournament in five years but loses 77-73 to Rice in the first round at the UW Field House.

Nov. 22, 1993

The Badgers are ranked 25th by the Associated Press, their first national ranking by the A.P. since January of 1976.

March 17, 1994

Led by Michael Finley, Tracy Webster and Rashard Griffith, Coach Stu Jackson's Badgers defeat Cincinnati 80-72 in the school's first NCAA tournament game since 1947. Wisconsin is eliminated two days later by Missouri.

Dec. 10, 1994

Michael Finley scores a school record-tying 42 points in a 92-76 loss at Eastern Michigan. Finley registers 33 points in

the second half to set the school mark for points in a half.

Jan. 14, 1995

Michael Finley breaks Danny Jones' school career scoring mark in the first half of the Badgers' 74-67 win at home over Minnesota. Finley goes on to finish his career with 2,147 points.

March 31, 1995

Dick Bennett is hired from UW-Green Bay as Wisconsin's 13th head coach, replacing Stan Van Gundy.

June 28, 1995

Forward Michael Finley becomes Wisconsin's first first-round NBA draft choice since 1980 when he is selected 21st overall by Phoenix.

March 13, 1996

Coach Dick Bennett's Badgers defeat Manhattan 55-42 in the first round of the National Invitation Tournament at the UW Field House. The Badgers are eliminated five days later by Illinois State.

Jan. 4, 1997

Wisconsin snaps a 31-game losing streak to Indiana with a 71-58 victory over the Hoosiers at the UW Field House. Wisconsin leads 17-0 before Indiana scores.

Feb. 26, 1997

Seven-foot center Paul Grant sets a school record with a 15-for-15 performance at the free throw line in a 49-48 victory over Iowa at the UW Field House.

March 8, 1997

The Badgers lock up the school's second NCAA tournament bid in 50 years with a 66-65 upset win over No. 2-ranked Minnesota at the UW Field House. It is the UW's first win over a first or second-ranked opponent since 1962.

March 14, 1997

The Badgers lose 71-58 to Texas in the first round of the NCAA tournament at Pittsburgh's Civic Arena.

June 25, 1997

Paul Grant becomes UW's second first-round NBA draft choice in three years when he is selected 20th overall by Minnesota.

Jan. 14, 1998

The Badgers play the final game in the UW Field House and record a 76-57 win over Penn State.

Jan. 17, 1998

Wisconsin opens the new, \$76 million Kohl Center with a 56-33 triumph over Northwestern before 16,697 fans, including Sen. Herb Kohl.

Dec. 14, 1998

The Badgers enter the media and coaches top-25 polls for the first time since December of 1994.

Dec. 27, 1998

Wisconsin's 10th straight win gives the school a 12-1 record for only the second time since 1929-30.

Jan. 31, 1999

The Badgers achieve the school's highest national ranking (11th by A.P.) since 1962.

March 1, 1999

Sophomore guard Mike Kelley becomes the first Badger to be named Big Ten Defensive Player of the Year.

March 7, 1999

UW receives its fifth NCAA Tournament bid and second in the four-year Dick Bennett era. The Badgers also earn their highest tournament seed (fifth) ever.

March 12, 1999

The Badgers drop a 43-32 decision to Southwest Missouri State in the first round of the NCAA tournament in Charlotte, N.C.

March 1, 2000

Guard Mike Kelley becomes Wisconsin's career steals leader in a 62-46 win at Northwestern.

March 12, 2000

Wisconsin receives its sixth NCAA tournament bid and third in the five-year Dick Bennett era.

March 16-18, 2000

Wisconsin defeats ninth-seeded Fresno State and top-seeded Arizona in the first and second rounds of the NCAA tournament in Salt Lake City, Utah. The wins



The Badgers, a No. 8 seed in the 2000 NCAA Tournament, made a cinderella run to the Final Four that year. Wisconsin defeated No. 9 seed Fresno State, No. 1 seed Arizona, No. 4 seed LSU and No. 6 seed Purdue on its way to the RCA Dome in Indianapolis.

allow the UW to advance to the Sweet 16 for the first time ever.

March 23-25, 2000

The Badgers advance to the Final Four after defeating fourth-seeded and 10th-ranked LSU in the West Regional semifinal and Big Ten rival and sixth-seeded Purdue in the regional title game in Albuquerque, N.M.

The win over the Boilermakers ties the school single-season record (22) set by the 1998-99 squad.

Guard Jon Bryant is named the West Regional MVP and guard Mike Kelley and forward Andy Kowske are named to the all-West Regional team.

Upon their return to Madison on the night of the 25th, the Badgers are greeted by 20,000 screaming fans at a rally in Camp Randall Stadium.

April 1, 2000

The Badgers' amazing NCAA tournament run ends in the semifinals at the Final Four with a 53-41 loss to eventual national champion Michigan State.

Nov. 29, 2000

The Badgers defeat 13th-ranked Maryland 78-75 in overtime at the Bradley Center in Milwaukee. Following the game, Dick Bennett tells the team he has coached his last game and formally announces his retirement the next day. Assistant head coach Brad Soderberg takes over as UW's 14th head basketball coach.

Jan. 29, 2001

Wisconsin ascends to the No. 10 spot in the Associated Press top 25, the school's highest ranking since it was seventh on Dec. 11, 1962.

March 11, 2001

Wisconsin receives its third consecutive NCAA tournament bid and the seventh in school history.

March 15, 2001

The Badgers fall 50-49 to Georgia State in the first round of the NCAA tournament in Boise, Idaho.

March 29, 2001

After announcing on March 19 that Brad Soderberg will not be retained as head coach, UW Director of Athletics Pat Richter hires William "Bo" Ryan from UW-Milwaukee as the 15th head coach in Badger basketball history.

Jan. 12, 2002

Freddie Owens hits a runner with 25 seconds left in the game to give Wisconsin a 64-63 win over Michigan State in East Lansing. The win snapped the Spartans' Big Ten-record 53-game home winning streak.

Feb. 13, 2002

Behind Charlie Wills' 17 points, the Badgers defeat Indiana 64-63 in Bloomington. The victory is UW's first at

Assembly Hall since 1977, a span of 22 games.

Feb. 27, 2002

Wisconsin clinches a share of its first Big Ten title since 1947 with a 74-54 win over Michigan at the Kohl Center. Devin Harris and Kirk Penney each score 21 points and hit four three-pointers. With the victory, the Badgers earn the No. 1 seed in the Big Ten Tournament for the first time in school history.

March 5, 2002

Head coach Bo Ryan is named the Big Ten Coach of the Year, becoming the first UW coach to receive the honor. Kirk Penney is also a unanimous first-team all-league selection, just the fifth Badger since 1948 to earn unanimous first-team honors.

March 15, 2002

Seniors Travon Davis and Charlie Willis become the first UW players to appear in four NCAA tournaments as the Badgers defeat St. John's 80-70 at the MCI Center in Washington, D.C. Wisconsin falls to eventual national champion Maryland, 87-57, two days later.

March 5, 2003

Point guard Devin Harris hits the game-winning free throw with 0.4 seconds remaining to give Wisconsin a 60-59 win over Illinois and its first outright Big Ten title since 1947.

March 11, 2003


For the second consecutive season, Bo Ryan is named the Big Ten's Coach of the Year. He is the only coach in league history to win the award in each of his first two seasons. Kirk Penney is also a repeat first-team All-Big Ten selection, the Badgers' first back-to-back first teamer since 1951-52.

March 16, 2003

Wisconsin earns a school-record fifth straight bid to the NCAA tournament. The Badgers are seeded fifth in the Midwest Region, matching their best-ever seed.

March 20, 2003

The Badgers defeat Weber State 81-74 in the first round of the NCAA tournament



Devin Harris made one of two free throws with 0.4 seconds remaining to give the Badgers a 60-59 win over Illinois in the 2003 season finale, clinching the UW's first outright Big Ten title since 1947.

in Spokane, Wash. The win is the 23rd of the season for UW, breaking the school record of 22. It also marks the first time in school history that Wisconsin has won NCAA tournament games in consecutive seasons.

March 22, 2003

Junior Freddie Owens hits a 3-pointer with one second left to cap the greatest comeback in school history and give the Badgers a 61-60 win over Tulsa and a berth in the "Sweet 16." Wisconsin had trailed 58-45 with 3:36 remaining before outscoring the Golden Hurricane 16-2 the rest of the way.

Jan. 24-Feb. 4, 2004

Junior Devin Harris scores 97 points over a three-game span, setting a UW record. Harris just misses becoming the first UW player in history to record three straight 30-point games, scoring 30 vs. Illinois (Jan. 24), 29 at Ohio State (Jan. 28) and a career-high 38 vs. Minnesota (Feb. 4). The 38-point effort is tied for the fourth-most by a Badger.

March 10, 2004

The Big Ten announces that UW junior Devin Harris has been named conference player of the year. Harris is the first Badger to earn the award since Don Rehfeldt in 1950.

March 14, 2004

Wisconsin defeats Illinois 70-53 at the Consecro Fieldhouse in Indianapolis to win the 2004 Big Ten Tournament, the first tourney title in UW history. Devin Harris is named the tournament's most outstanding player and Mike Wilkinson joins him on the all-tournament team. The Badgers defeated Minnesota in the quarterfinals and Michigan State in the semis.

March 19, 2004

Almost exactly a year after erasing a 13-point deficit to win a second round game in the 2003 NCAA Tournament, the Badgers rally from a 13-point, second-half deficit to defeat Richmond, 76-64, in the first round of the 2004 NCAA Tournament in Milwaukee. The victory is UW's 25th of the season, breaking the school record for wins in a season, set just the year before.

Jan. 5, 2005

Behind Zach Morley's career-high 22 points stemming mostly from 6-of-8 3-point shooting, the Badgers defeated Purdue 77-68 for their first win in West Lafayette since 1972, a streak of 29 straight losses. It was the first loss to Wisconsin at home for the Boilermakers under Gene Keady.

Jan. 16, 2005

Down 59-51 with two minutes remaining, UW scores the game's final 11 points to rally past No. 12 Michigan State 62-51 at the Kohl Center. Kammron Taylor's runner in the lane with 31 seconds left proved to be the game-winner.

March 25, 2005

Wisconsin came back from two 10-point deficits and got a game-high 22 points from Alando Tucker in defeating 10th-seeded N.C. State for its second trip to the Elite Eight in the past five years.

Honors and Awards

Naismith Hall of Fame

- 1959 Dr. Walter Meanwell
1959 Harold Olsen
1959 Chris Steinmetz Sr.
1964 Harold Foster

Years indicate year of induction

All-America (1st Team)

- 1905 Chris Steinmetz Sr.
1916 George Levis
1930 Harold Foster
1941 Gene Englund
1942 John Kotz
1950 Don Rehfeldt

Helms Foundation Player of the Year

- 1905 Chris Steinmetz Sr.
1912 Otto Stangel
1916 George Levis
1918 William Chandler

John Wooden All-American

- 2004 Devin Harris

John Wooden Award Finalist

- 2001 Mike Kelley
2004 Devin Harris

Preseason John Wooden Award Candidate

- 1995 Michael Finley
1998 Sam Okey
2001 Mike Kelley
2003 Kirk Penney
2005 Alando Tucker

Naismith Award Finalist

- 2004 Devin Harris

Preseason Naismith Award Candidate

- 1995 Michael Finley
2001 Mike Kelley

Rupp Award Finalist

- 2004 Devin Harris

USBWA Player of the Year Award Finalist

- 2004 Devin Harris

Bob Cousy Award Finalist

- 2004 Devin Harris

NCAA Tournament MVP

- 1941 John Kotz

NCAA West Region MVP

- 2000 Jon Bryant

NCAA All-West Region

- 2000 Mike Kelley
Andy Kowske

NCAA All-Syracuse Region

- 2005 Clayton Hanson
Alando Tucker

World Basketball Championships

- 2002 Michael Finley, USA
Kirk Penney, New Zealand

Olympic Games

- 2000 Kirk Penney, New Zealand
2004 Kirk Penney, New Zealand

Team USA

- 1993 Michael Finley

World University Games

- 1993 Michael Finley, USA
1997 Hennssy Auriantal, Canada

Goodwill Games

- 1994 Michael Finley, USA

Big Ten MVP

- 1941 Gene Englund
1942 John Kotz
1947 Glen Selbo
1950 Don Rehfeldt
2004 Devin Harris

Big Ten Freshman of the Year

- 1996 Sam Okey

Big Ten Defensive Player of the Year

- 1999 Mike Kelley


Big Ten Tournament MVP

- 2004 Devin Harris

All-Big Ten

- 1907 Arthur Frank
Charles Scribner
1908 Hugh Harper
Helmer Swenholt
1911 Walter Scoville
1912 Walter Scoville
Otto Stangel
1913 Carl Harper
Allen Johnson
Eugene Van Gent
John Van Riper
1914 Carl Harper
Eugene Van Gent
1915 George Levis
1916 William Chandler
George Levis
Harold Olsen
1917 William Chandler
Paul Meyers
Harold Olsen
1923 Gus Tebell
Rollie Williams
1924 Marshall Diebold
1925 Marshall Diebold

- 1928 George Hotchkiss
1929 Ed Chmielewski
Harold Foster
1930 Ed Chmielewski
Harold Foster
1934 Rolf Poser
1935 Gilbert McDonald
Rolf Poser
1938 Howard Powell
1940 Gene Englund
1941 Gene Englund
John Kotz
John Kotz
1947 Bob Cook
Walt Lautenbach
Glen Selbo
1948 Bob Cook (2)
Don Rehfeldt (2)
1949 Don Rehfeldt (1)
1950 Don Rehfeldt (1)
1951 Ab Nicholas (1)
1952 Ab Nicholas (1)
1953 Dick Cable (HM)
Paul Morrow (HM)
Charles Seifert (HM)
1954 Dick Cable (HM)
Paul Morrow (HM)
Ron Weisner (HM)
1955 Dick Cable (HM)
1956 Dick Miller (2)
1957 Bob Litzow (3)
1958 Walt Holt (HM)
Bob Litzow (HM)
1959 Jim Biggs (HM)
1960 Tom Hughbanks (HM)
1961 Tom Hughbanks (HM)
Ron Jackson (HM)
Ken Seibel (HM)
1962 Ken Seibel (2)
Mike O'Melia (3)
Don Hearnden (HM)
Tom Hughbanks (HM)
1963 Ken Seibel (2)
Jack Brens (3)
1964 Jack Brens (HM)
1965 Jim Bohlen (HM)
Mark Zubor (HM)
1966 Joe Franklin (HM)
1967 Chuck Nagle (2)
Joe Franklin (3-UPI, HM-A.P.)
1968 Joe Franklin (1)
James Johnson (HM)
1969 Clarence Sherrod (HM)
James Johnson (HM)
1970 Clarence Sherrod (2)
Al Henry (HM)
1971 Clarence Sherrod (2)
Leon Howard (HM)
1972 Leon Howard (2)
1973 Leon Howard (HM)
1974 Gary Anderson (2-A.P.)
Kim Hughes (3-UPI)
Dale Koehler (HM-UPI)
1975 Dale Koehler (HM)
Bruce McCauley (HM)
1976 Dale Koehler (3-UPI, HM-A.P.)



Kirk Penney earned unanimous first-team All-Big Ten honors in 2002 and 2003, becoming the first Badger to do so since Ab Nicholas was honored in 1951 and 1952.

- 1977 James Gregory (HM)
Bob Falk (HM)
- 1978 Arnold Gaines (HM-A.P.)
- 1979 Wes Matthews (HM)
Joe Chernelich (HM-A.P.)
Claude Gregory (HM-A.P.)
Larry Petty (HM-A.P.)
- 1980 Wes Matthews (2)
Claude Gregory (3-UPI)
Joe Chernelich (HM-A.P.)
Claude Gregory (HM-A.P.)
- 1981 Claude Gregory (2)
Larry Petty (HM)
John Bailey (HM-A.P.)
- 1982 Brad Sellers (HM)
John Bailey (HM-A.P.)
- 1983 Brad Sellers (2-A.P., HM-UPI)
- 1984 Rick Olson (HM-A.P.)
Scott Roth (HM-A.P.)
- 1985 Scott Roth (2)
- 1986 Rick Olson (3-UPI, HM-A.P.)
J.J. Weber (HM-A.P.)
- 1987 J.J. Weber (2-UPI, HM-A.P.)
Mike Heineman (HM-A.P.)
Trent Jackson (HM-A.P.)
- 1988 Trent Jackson (3-UPI, HM-A.P.)
Danny Jones (HM-A.P.)
- 1989 Danny Jones (2)
Trent Jackson (2-A.P., 3-UPI)
Tom Molaski (HM-A.P.)
- 1990 Danny Jones (2-M, 3-C)
- 1991 Patrick Tompkins (1-M, 2-C)
Willie Simms (HM)
- 1992 Tracy Webster (2)
Michael Finley (HM-M)
- 1993 Michael Finley (1)
Tracy Webster (3)

- 1994 Michael Finley (2)
Tracy Webster (HM)
- 1995 Michael Finley (1-C, 2-M)
Rashard Griffith (1-M, 2-C)
- 1996 Sam Okey (HM-C)
- 1997 Sam Okey (2-M, 3-C)
Paul Grant (HM)
- 1998 Sean Mason (HM)
- 1999 Sean Mason (2)
Ty Calderwood (3-M)
- 2001 Roy Boone (3-C, HM-M)
Mike Kelley (HM-M)
- 2002 Kirk Penney (1)
Charlie Wills (HM-C)
- 2003 Kirk Penney (1)
Devin Harris (2-C, 3-M)
Alando Tucker (HM-M)
- 2004 Devin Harris (1)
Mike Wilkinson (2)
- 2005 Mike Wilkinson (1)
Alando Tucker (3)

Big Ten All-Tournament Team

- 2004 Devin Harris
Mike Wilkinson
- 2005 Zach Morley
Alando Tucker

Academic All-Big Ten

- 1967 Chuck Nagle
- 1970 Clarence Sherrod
- 1972 Lee Oler
- 1974 Gary Anderson
- 1978 Bill Pearson
- 1982 Steve Jacobson
- 1985 Rod Ripley
- 1986 Rod Ripley
- 1987 Rod Ripley
- 1988 Rob Willey
- 1990 Billy Douglass
- 1991 Damon Harrell
Grant Johnson
Jay Peters
- 1992 Damon Harrell
Grant Johnson
Jay Peters
Jeff Petersen
- 1993 Chris Conger
Damon Harrell
Grant Johnson
Jeff Petersen
- 1994 Chris Conger
Grant Johnson
Jeff Petersen
- 1996 Shawn Carlin
- 1997 Hennssy Auriantal
Paul Grant
Mike Kosolcharoen
- 1998 Brian Vraney
- 1999 Hennssy Auriantal
Mike Kelley
Andy Kowske
- 2000 Erik Faust
Mike Kelley
Andy Kowske
- 2001 Mike Kelley
Andy Kowske

- 2002 Max Peek
Kirk Penney
Ike Ukawuba
Mike Wilkinson
- 2003 Clayton Hanson
Ike Ukawuba
- 2004 Clayton Hanson
Ike Ukawuba
- 2005 Brian Butch
Clayton Hanson

Big Ten Player of the Week

- 1982-83 Brad Sellers (Jan. 24)
- 1983-84 Rick Olson (Jan. 16)
- 1985-86 Rick Olson (Feb. 17)
- 1987-88 Byron Robinson (Jan. 5)
- 1988-89 Trent Jackson (Feb. 21)
- 1992-93 Michael Finley (Jan. 25)
Michael Finley (March 1)
- 1993-94 Michael Finley (Jan. 10)
- 1996-97 Sam Okey (Dec. 16)
- 1998-99 Sean Mason (Dec. 28)
- 1999-00 Andy Kowske (Dec. 26)
Maurice Linton (March 7)
- 2000-01 Roy Boone (Dec. 18)
- 2001-02 Kirk Penney (Dec. 24)
Kirk Penney (Dec. 31)
Kirk Penney (Feb. 18)
- 2002-03 Kirk Penney (Nov. 18)
Devin Harris (Jan. 6)
Kirk Penney (Feb. 17)
- 2003-04 Devin Harris (Jan. 12)
Mike Wilkinson (Jan. 26)
Devin Harris (Feb. 16)
Devin Harris (March 8)
- 2004-05 Mike Wilkinson (Jan. 17)
Mike Wilkinson (Jan. 24)

Team MVP

- 1941 Gene Englund
- 1942 John Kotz
- 1943 Bob Sullivan
- 1944 Ray Patterson
- 1945 Ray Patterson
- 1946 Bob Cook
- 1947 Glen Selbo
- 1948 Bob Cook
- 1949 Don Rehfeldt
- 1950 Don Rehfeldt
- 1951 Ab Nicholas
- 1952 Ab Nicholas
- 1953 Charles Siefert
- 1954 Paul Morrow
- 1955 Dick Cable
- 1956 Dick Miller
- 1957 Bob Litzow
- 1958 Walter Holt
- 1959 Bob Barneson
- 1960 Fred Clow
- 1961 Ken Siebel
- 1962 Ken Siebel
- 1963 Ken Siebel
- 1964 Ken Gustafson
- 1965 Jim Bohem
- 1966 Paul Morenz
- 1967 Joe Franklin
- 1968 Joe Franklin
- 1969 James Johnson
- 1970 Albert Henry
- 1971 Glen Richgels


1972 Leon Howard
 1973 Leon Howard
 Kim Hughes
 1974 Gary Anderson
 Kim Hughes
 1975 Dale Koehler
 1976 Dale Koehler
 1977 Bob Falk
 1978 Arnold Gaines
 1979 Wes Matthews
 1980 Joe Chrnlich
 1981 Claude Gregory
 1982 John Bailey
 1983 Cory Blackwell
 1984 Cory Blackwell
 1985 Scott Roth
 1986 Rick Olson
 1987 J.J. Weber
 1988 Trent Jackson
 1989 Trent Jackson
 1990 Danny Jones
 1991 Patrick Tompkins
 1992 Tracy Webster
 1993 Michael Finley
 1994 Michael Finley
 1995 Rashard Griffith
 No MVP named from 1996-2005

Captains

1899 Walter Hirschberg
 1900 Walter Hirschberg
 1901 Walter Hirschberg
 1902 Henry Helmholz
 1903 John Potter
 1904 Harvey Schofield
 1905 Chris Steinmetz Sr.
 1906 James Bush
 1907 Charles Scribner
 1908 Harlan Rogers
 1909 Helmer Swenholt
 1910 William Witt
 1911 Albert Birch
 1912 Walter Scoville
 1913 John Van Riper
 1914 Eugene Van Gent
 1915 E.O. Lange
 1916 Mel Haas
 1917 George Levis
 Harold Olsen
 1918 William Chandler
 1919 Anthony Zulfer
 1920 Harold Knapp
 1921 Warren Taylor
 1922 Duke Caesar
 1923 Gus Tebell
 1924 Douglas Gibson
 1925 Marshall Diebold
 1926 Henry Brooks
 1927 Rollie Barnum
 Ralph Merkel
 1928 Louis Behr
 1929 John Doyle
 Elmer Tenhopen
 1930 Harold Foster
 1931 Ed Chmielewski
 John Paul
 1932 Marvin Steen
 1933 Ray Wickman
 1934 Rolf Poser
 1935 Rolf Poser

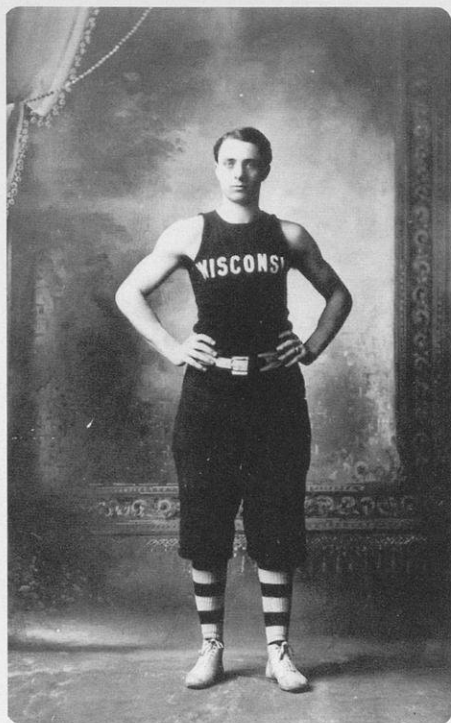
1936 Edward Stege
 1937 Gordy Fuller
 1938 Howard Powell
 George Rooney
 1939 Byron Bell
 David Dupee
 Robert Weigandt
 1940 Walter Anderson
 John Rundell
 1941 Gene Englund
 1942 Robert Alwin
 1943 John Kotz
 1944 Ray Patterson
 1945 Ray Patterson
 1946 Eugene Mathews
 1947 Walter Lautenbach
 1948 Edward Mills
 1949 Douglas Rogers
 1950 Robert Mader
 1951 James Van Dien
 1952 Edward Carpenter
 1953 Charles Siefert
 Thomas Ward
 1954 Robert Weber
 1955 Richard Cable
 1956 Richard Jorgensen
 1957 Glenn Borland
 1958 Glenn Borland
 1959 Robert Barneson
 1960 Robert Barneson
 1961 James Biggs
 1962 Thomas Hughbanks
 1963 Thomas Gwyn
 1964 Michael O'Melia
 1965 James Bohlen
 1966 Kenneth Gustafson
 Mark Zubor
 1967 Dennis Sweeney
 1968 Michael Carlin
 Joe Franklin
 1969 James Johnson
 John Schell
 1970 Al Henry
 1971 Dennis Conlon
 Clarence Sherrod
 1972 Robert Frasor
 1973 Leon Howard
 1974 Kim Hughes
 1975 Dale Koehler
 1976 Dale Koehler
 1977 Pete Brey
 1978 James Smith III
 1979 Joe Chrnlich
 Arnold Gaines
 1980 Joe Chrnlich
 Robert Jenkins
 1981 Dan Hastings
 1982 John Bailey
 Steve Jacobson
 Gary Zinkgraf
 1983 Greg Dandridge
 1984 Cory Blackwell
 Scott Roth
 1985 Scott Roth
 1986 Jay Laszewski
 Rick Olson
 Gregg Steinhaus
 1987 Mike Heineman
 Rod Ripley
 J.J. Weber

1988 Tom Molaski
 Rodney Tapp
 1989 Trent Jackson
 Danny Jones
 Tom Molaski
 1990 Danny Jones
 Tim Locum
 Kurt Portmann
 1991 John Ellenson
 Tim Locum
 Willie Simms
 Patrick Tompkins
 1992 Billy Douglass
 Tracy Webster
 1993 Tracy Webster
 1994 Tracy Webster
 Michael Finley
 1995 Michael Finley
 1996 Osita Nwachukwu
 1997 Paul Grant
 1998 Ty Calderwood
 Sean Daugherty
 Sean Mason
 1999 David Burkemper
 2000 Jon Bryant
 Duany Duany
 2001 Mike Kelley
 Maurice Linton
 2002 Travon Davis
 Charlie Wills
 2003 Kirk Penney
 2004 Freddie Owens
 Devin Harris
 2005 Mike Wilkinson
 Sharif Chambliss




Michael Finley was a two-time MVP and team captain for the Badgers. He is the only player in school history to score more than 2,000 points in his career.

All-Americans




Chris Steinmetz Sr.

All-America guard as a senior in 1905 ... known as "The Father of Wisconsin Basketball" ... played from 1902-05 ... captain of 1905 team that toured eastern United States, playing nine-game tour that helped popularize the game on campus ... set UW single-season scoring mark of 462 points in 1905 ... scored a single-game high of 50 points in opening game of his senior season (1904-05) ... had a record 20 field goals vs. Beloit College and made 26 free throws vs. the Two Rivers Athletic Club ... member of National Basketball and Wisconsin State Halls of Fame ... native of Milwaukee, Wis.



George Levis


All-American in 1916 ... All-Big Ten in 1915 and 1916 ... played from 1915-17 ... member of 1916 squad that posted 20-1 record and won Big Ten championship ... led the Big Ten with 109 points in 12 games in 1916 ... also an outstanding baseball player at Wisconsin ... coached Indiana University basketball team in 1921 and 1922, posting a record of 25-16 ... his family started Illinois Glass Company and George played a prominent role in developing basketball's glass backboards ... a native of Madison, Wis.



Harold "Bud" Foster


All-America center in 1930 ... All-Big Ten in 1929 and 1930 ... played from 1928-30 and was team captain in 1930 ... played high school and junior college basketball in Mason City, Iowa, before enrolling at Wisconsin ... went on to play professionally with Oshkosh All-Stars ... served as head coach of the Badgers from 1935-59 ... his squads won Big Ten titles in 1935, 1941 and 1947 and a national championship in 1941 ... posted 265-267 career record ... member of Helms Basketball Hall of Fame, National Basketball Hall of Fame, Wisconsin State Athletic Hall of Fame and the University of Wisconsin Athletic Hall of Fame

All-Americans




John Kotz

All-America forward in 1942 ... All-Big Ten in 1941 and 1942 ... played from 1941-43 ... sophomore member of 1941 Big Ten and NCAA championship team ... named outstanding player in 1941 NCAA championship game ... led Big Ten in scoring with 242 points in 1942 ... team and Big Ten MVP in 1942 ... captain of 1943 squad ... graduated as school's career scoring leader (841) ... native of Rhinelander, Wis.



Gene Englund

All-America center in 1941 ... All-Big Ten in 1940 and 1941 ... Wisconsin and Big Ten MVP in 1941 ... captain of 1941 squad that won Big Ten and NCAA championships ... set Big Ten scoring record with 162 points in 1941 ... led Badgers in scoring in 15 of 23 games in 1941 ... played from 1939-41 ... a native of Kenosha, Wis.



Don Rehfeldt

All-America center in 1950 ... All-Big Ten in 1949 and 1950... led Big Ten in scoring in 1949 (229 points) and 1950 (265) ... team MVP in 1949 and 1950 and Big Ten MVP in 1950 ... graduated as school's career scoring leader (1,169) ... second player picked in 1950 NBA draft (by Baltimore Bullets) ... member of Illinois Basketball Coaches Hall of Fame ... a native of Chicago, Ill.

Badgers in the NBA


UW NBA Draft Choices

Year	Player	Team	Round	Overall
1950	Don Rehfeldt	Baltimore	1st	2nd
1952	Ab Nicholas	Milwaukee	—	Team's 5th pick
1954	Paul Morrow	Rochester	—	Team's 8th pick
	Ron Weisner	Milwaukee	—	Team's 12th pick
1955	Dick Cable	Milwaukee	—	Team's 2nd pick
1956	Dick Miller	New York	—	Team's 9th pick
1963	Ken Siebel	Baltimore	6th	47th
	Ron Jackson	Baltimore	9th	70th
1964	Jack Brens	New York	9th	73rd
1966	Ken Barnes	Baltimore	16th	109th
1968	Joe Franklin	Milwaukee	5th	63rd
1969	James Johnson	Boston	7th	93rd
	John Schell	Milwaukee	8th	100th
1970	Albert Henry	Philadelphia	1st	12th
1971	Clarence Sherrod	Chicago	8th	134th
1972	Gary Watson	Philadelphia	10th	146th
1974	Kim Hughes	Buffalo	3rd	45th
	Gary Anderson	Washington	5th	85th
	Kerry Hughes	Cleveland	8th	129th
1976	Dale Koehler	Cleveland	8th	123rd
	Bob Johnson	Detroit	10th	161st
1980	Wes Matthews	Washington	1st	14th
	Joe Chnelich	New York	4th	82nd
1981	Claude Gregory	Washington	2nd	41st
	Larry Petty	Los Angeles	7th	157th
1984	Cory Blackwell	Seattle	2nd	29th
1985	Scott Roth	San Antonio	4th	81st
1986	Rick Olson	Houston	7th	158th
1987	J.J. Weber	Milwaukee	3rd	64th
1995	Michael Finley	Phoenix	1st	21st
	Rashard Griffith	Milwaukee	2nd	38th
1997	Paul Grant	Minnesota	1st	20th
2004	Devin Harris	Washington	1st	5th

(draft rights traded later that day to Dallas)

FIRST ROUNDERS

Wisconsin has had six first-round NBA draft choices through the years. In 2004, Devin Harris became the highest Badger drafted since 1950 when the Washington Wizards selected him with the fifth overall pick. He was then traded to the Dallas Mavericks. Prior to that, the two most recent first-round selections were Paul Grant in 1997 and Michael Finley in 1995. Wes Matthews was a first-rounder in 1980, Albert Henry was chosen in the first round in 1970 and Don Rehfeldt was the second pick overall in 1950.



Michael Finley


Former Badger stand-out Michael Finley last year completed his 10th season in the NBA (the last eight with Dallas) and his star continues to shine brightly.

Finley, a two-time NBA All-Star, finished second on the team in scoring (15.7 ppg.) as the Mavs earned their fourth straight 50-win season. He led the NBA in minutes played in 1999-2000 and has averaged at least 38.0 minutes per

game in seven of his 10 seasons.

Finley also represented the USA in the 2002 World Basketball Championship in Indianapolis. He led Team USA in minutes (25.1 mpg) and free throw percentage (19-22, .864) and was second on the squad with 13.0 points per game.

In the offseason, Finley signed a free-agent contract with the San Antonio Spurs.



Devin Harris

Harris was selected fifth overall by the Washington Wizards in the 2004 NBA Draft. He was traded later that day to the Dallas Mavericks and enjoyed a successful rookie season with the Mavs.

Harris started the first 19 games of the season for Dallas and was named the "got milk?" Western Conference Rookie of the Month for November.

He played in 76 games during the regular season and averaged 5.7 points and 2.2 assists. He ranked second in the league in steals per 48 minutes (3.15). Harris scored a career-high 17 points vs. New Orleans on March 21.

UW in the NCAA Tournament

ALL-TIME NCAA TOURNEY RESULTS

RECORD: 16-10
APPEARANCES: 11

- | | | |
|--|---|--|
| <p>1941
<i>East Regional (Madison, Wis.)</i>
Wisconsin 51, Dartmouth 50
Wisconsin 36, Pittsburgh 30</p> <p><i>NCAA Championship (Kansas City, Mo.)</i>
Wisconsin 39, Washington State 34</p> <p>1947
<i>East Regional (New York, N.Y.)</i>
CCNY 70, Wisconsin 56
Wisconsin 50, Navy 49</p> <p>1994
<i>West Regional (Ogden, Utah)</i>
Wisconsin 80, Cincinnati 72
Missouri 109, Wisconsin 96</p> <p>1997
<i>East Regional (Pittsburgh, Pa.)</i>
Texas 71, Wisconsin 58</p> | <p>1999
<i>East Regional (Charlotte, N.C.)</i>
Southwest Missouri St. 43, Wisconsin 32</p> <p>2000
<i>West Regional (Salt Lake City, Utah)</i>
Wisconsin 66, Fresno State 56
Wisconsin 66, Arizona 59</p> <p><i>West Regional (Albuquerque, N.M.)</i>
Wisconsin 61, LSU 48
Wisconsin 64, Purdue 60</p> <p><i>Final Four (Indianapolis)</i>
Michigan State 53, Wisconsin 41</p> <p>2001
<i>West Regional (Boise, Idaho)</i>
Georgia State 50, Wisconsin 49</p> <p>2002
<i>East Regional (Washington, D.C.)</i>
Wisconsin 80, St. John's 70
Maryland 87, Wisconsin 57</p> | <p>2003
<i>Midwest Regional (Spokane, Wash.)</i>
Wisconsin 81, Weber State 74
Wisconsin 61, Tulsa 60</p> <p><i>Midwest Regional (Minneapolis)</i>
Kentucky 63, Wisconsin 57</p> <p>2004
<i>East Rutherford Regional (Milwaukee)</i>
Wisconsin 76, Richmond 64
Pittsburgh 59, Wisconsin 55</p> <p>2005
<i>Syracuse Regional (Oklahoma City, Okla.)</i>
Wisconsin 57, Northern Iowa 52
Wisconsin 71, Bucknell 62</p> <p><i>Syracuse Regional (Syracuse, N.Y.)</i>
Wisconsin 65, NC State 56
North Carolina 88, Wisconsin 82</p> |
|--|---|--|

All-Time UW NCAA Tournament Roster

Alwin, Robert1941	Harris, Devin2002, '03, '04	Plank, Neil2002
Auriantal, Hennssy1997, '99	Helmigk, Andreas2003, '04, '05	Pokrzywinski, Larry1947
Boone, Roy2000, '01	Hertz, Gilman1947	Quest, Matt1997
Bower, Ricky2001	Hoskins, Darnell1994	Rehfeldt, Donald1947
Bronson, Tanner2005	Johnsen, Jason1994	Rehm, Frederick1941
Bryant, Jon1999, '00	Johnson, Grant1994	Roberts, Jalil1994
Buchanan, Deandre2002	Kelley, Brian1994	Schrage, Warren1941
Burkemper, David1997	Kelley, Mike1999, '00, '01	Scott, Harlo1941
Butch, Brian2005	Kilbride, Andy1994	Selbo, Glen1947
Calderwood, Ty1997, '99	Kosolcharoen, Mike1997	Shafer, Adam1997
Chambliss, Sharif2005	Kotz, John1941	Smith, Robert2000
Chappell, Jason2005	Kowske, Andy1999, '00, '01	Stiemsma, Greg2005
Coleman, Booker1997	Krueger, Robert1947	Strain, William1941
Cook, Robert1947	Lautenbach, Walter1947	Swartz, Julian2000
Daugherty, Sean1997	Linton, Maurice1999, '00, '01	Taylor, Kammron2004, '05
Davis, Travon1999, '00, '01, '02	Mader, Dave2002, '03, '04	Timmerman, Donald1941
Duany, Duany1997, '99, '00	Mader, Robert1947	Tucker, Alando2003, '05
Englund, Gene1941	Mason, Sean1999	Ukawuba, Ike2002, '04
Epperson, Charles1941	Meiners, Matt1997	Vershaw, Mark1999, '00, '01
Falls, Richard1947	Menzel, Exner1947	Vraney, Brian1997
Faust, Erik2000	Mills, Edward1947	Wade, Boo2003, '04
Finley, Michael1994	Morley, Zach2004, '05	Webster, Tracy1994
Flowers, Michael2005	Nixon, Ray2004, '05	Wills, Charlie1999, '00, '01, '02
Grant, Paul1997	Okey, Sam1997	Wilkinson, Mike2002, '03, '04, '05
Griffith, Rashard1994	Owens, Freddie2002, '03, '04	
Haarlow, Robert1947	Penney, Kirk2000, '01, '02, '03	
Hanson, Clayton2002, '03, '04, '05	Petersen, Jeff1994	

WISCONSIN HISTORY

Individual Single Game Records (NCAA Tourney)

Points

- 36 Michael Finley vs. Missouri, 3/19/94
- 27 Tracy Webster vs. Missouri, 3/19/94
- 25 Alando Tucker vs. North Carolina, 3/27/05
- 23 Mike Wilkinson vs. Bucknell, 3/20/05
- 22 Alando Tucker vs. N.C. State, 3/25/05
- 22 Michael Finley vs. Cincinnati, 3/17/94
- 22 Rashard Griffith vs. Cincinnati, 3/17/94

Field Goals

- 10 Tracy Webster vs. Missouri, 3/19/94
- 10 Bobby Cook vs. Navy, 3/22/47
- 9 Alando Tucker vs. North Carolina, 3/27/05
- 9 Alando Tucker vs. N.C. State, 3/25/05
- 9 Mike Wilkinson vs. Bucknell, 3/20/05
- 9 Kirk Penney vs. Weber State, 3/20/03
- 9 Michael Finley vs. Missouri, 3/19/94

Field Goal Attempts

- 22 John Kotz vs. Washington State, 3/29/41
- 21 Gene Englund vs. Dartmouth, 3/21/41
- 20 Tracy Webster vs. Missouri, 3/19/94
- 19 Michael Finley vs. Missouri, 3/19/94
- 18 John Kotz vs. Pittsburgh, 3/22/41

Field Goal Percentage

(min. 10 attempts)

- .636 Mike Wilkinson (7-11) vs. Tulsa, 3/22/03
- .600 Mike Wilkinson (9-15) vs. Bucknell, 3/20/05
- .600 Andy Kowske (6-10) vs. Purdue, 3/25/00
- .583 Jon Bryant (7-12) vs. Fresno State, 3/16/00
- .538 Michael Finley (7-13) vs. Cincinnati, 3/17/94

3-point Field Goals

- 7 Jon Bryant vs. Fresno State, 3/16/00
- 7 Tracy Webster vs. Missouri, 3/19/94
- 5, six times, MR: Clayton Hanson vs. North Carolina, 3/27/05

3-Point Field Goal Attempts

- 13 Tracy Webster vs. Missouri, 3/19/94
- 11 Jon Bryant vs. Fresno State, 3/16/00
- 11 Duany Duany vs. Fresno State, 3/16/00
- 10 Sharif Chambliss vs. Northern Iowa, 3/18/05
- 10 Devin Harris vs. Pittsburgh, 3/21/04
- 10 Michael Finley vs. Missouri, 3/19/94

3-Point Field Goal Percentage

(min. 6 attempts)

- .714 Kirk Penney (5-7) vs. Kentucky, 3/27/03
- .636 Jon Bryant (7-11) vs. Fresno State, 3/16/00
- .635 Clayton Hanson (5-8) vs. North Carolina, 3/27/05
- .556 Jon Bryant (5-9) vs. Purdue, 3/25/00
- .538 Tracy Webster (7-13) vs. Missouri, 3/19/94

Free Throws

- 15 Alando Tucker vs. Bucknell, 3/20/05
- 13 Michael Finley vs. Missouri, 3/19/94
- 12 Rashard Griffith vs. Cincinnati, 3/17/94
- 8 Paul Grant vs. Texas, 3/14/97
- 7, six times, MR: Alando Tucker vs. North Carolina, 3/27/05

Free Throw Attempts

- 18 Alando Tucker vs. Bucknell, 3/20/05
- 14 Michael Finley vs. Missouri, 3/19/94
- 14 Rashard Griffith vs. Cincinnati, 3/17/94
- 10 Roy Boone vs. Purdue, 3/25/00
- 10 Paul Grant vs. Texas, 3/14/97
- 10 Sam Okey vs. Texas, 3/14/97

Free Throw Percentage

(min. 10 attempts)

- .929 Michael Finley (13-14) vs. Missouri, 3/19/94
- .857 Rashard Griffith (12-14) vs. Cincinnati, 3/17/94
- .800 Paul Grant (8-10) vs. Texas, 3/14/97
- .700 Sam Okey (7-10) vs. Texas, 3/14/97
- .600 Roy Boone (6-10) vs. Purdue, 3/25/00

Rebounds

- 15 Rashard Griffith vs. Cincinnati, 3/17/94
- 14 Andy Kowske vs. Fresno State, 3/16/00
- 12 Andy Kowske vs. Arizona, 3/18/00
- 11 Mike Wilkinson vs. Northern Iowa, 3/18/05
- 10 Sam Okey vs. Texas, 3/14/97

Assists

- 7 Tracy Webster vs. Missouri, 3/19/94
- 6, six times, MR: Zach Morley vs. Northern Iowa, 3/18/05

Steals

- 6 Mike Kelley vs. Fresno State, 3/16/00
- 5 Devin Harris vs. Weber State, 3/20/03
- 5 Mike Kelley vs. LSU, 3/23/00
- 5 Mike Kelley vs. Arizona, 3/18/00
- 4 Tracy Webster vs. Missouri, 3/19/94

Blocked Shots

- 4 Andy Kowske vs. Michigan State, 4/1/00
- 3 Mark Vershaw vs. Arizona, 3/18/00
- 2, five times, MR: Mike Wilkinson vs. Pittsburgh, 3/21/04

Team Single Game Records (NCAA Tourney)

Points

- 96 vs. Missouri, 3/19/94
- 82 vs. North Carolina, 3/27/05
- 81 vs. Weber State, 3/20/03
- 80 vs. St. John's, 3/17/02
80 vs. Cincinnati, 3/17/94

Points in a Half


- 51 vs. Richmond, 3/19/04
- 49 vs. Missouri, 3/19/94 (2nd)
- 47 vs. Missouri, 3/19/94 (1st)
- 44 vs. North Carolina, 3/27/05 (1st)
44 vs. N.C. State, 3/25/05 (2nd)

Field Goals

- 31 vs. Weber State, 3/20/03
- 30 vs. North Carolina, 3/27/05
- 28 vs. Missouri, 3/19/94
- 25 vs. Richmond, 3/19/04
25 vs. Fresno State, 3/16/00
25 vs. Cincinnati, 3/17/94

Field Goal Attempts

- 67 vs. Missouri, 3/19/94
67 vs. Washington State, 3/29/41
- 63 vs. Fresno State, 3/16/00
- 61 vs. North Carolina, 3/27/05
- 59 vs. Maryland, 3/17/02



Alando Tucker scored a game-high 22 points, including 14 in the second half, in the Badgers' 2005 Sweet 16 win over NC State.

Field Goal Percentage

- .534 (31-58) vs. Weber State, 3/20/03
- .500 (21-42) vs. N.C. State, 3/25/05
- .492 (30-61) vs. North Carolina, 3/27/05
- .490 (25-51) vs. Richmond, 3/19/04
- .489 (22-45) vs. Arizona, 3/18/00

3-Point Field Goals

- 15 vs. Missouri, 3/19/94
- 12 vs. Fresno State, 3/16/00
- 11 vs. North Carolina, 3/27/05
11 vs. Northern Iowa, 3/18/05
- 9 vs. St. John's, 3/15/02

3-Point FG Attempts

- 37 vs. Missouri, 3/19/94
- 29 vs. Fresno State, 3/16/00
- 26 vs. Northern Iowa, 3/18/05
- 24 vs. North Carolina, 3/27/05
- 22 vs. Tulsa, 3/22/03
22 vs. Cincinnati, 3/17/94

3-Point FG Pct.

- .600 (9-15) vs. St. John's, 3/15/02
- .458 (11-24) vs. North Carolina, 3/27/05
- .444 (8-18) vs. Pittsburgh, 3/21/04
.444 (8-18) vs. Richmond, 3/19/04
- .438 (7-16) vs. Purdue, 3/25/00

Free Throws

- 29 vs. St. John's, 3/15/02
- 25 vs. Missouri, 3/19/94
- 22 vs. Bucknell, 3/20/05
22 vs. Cincinnati, 3/17/94
- 19 vs. N.C. State, 3/25/05
19 vs. Texas, 3/14/97

Free Throw Attempts


- 40 vs. St. John's, 3/15/02
- 35 vs. Missouri, 3/19/94
- 29 vs. Bucknell, 3/20/05
29 vs. Texas, 3/14/97
29 vs. Cincinnati, 3/17/94

Free Throw Pct.

- .857 (6-7) vs. SW Missouri St., 3/12/99
- .850 (17-20) vs. Arizona, 3/18/00
- .846 (11-13) vs. North Carolina, 3/27/05
- .800 (16-20) vs. Pittsburgh, 3/22/41
- .778 (7-9) vs. Washington St., 3/29/41

Rebounds

- 40 vs. Cincinnati, 3/17/94
- 37 vs. Fresno State, 3/16/00
- 35 vs. N.C. State, 3/25/05
35 vs. Purdue, 3/25/00
35 vs. Texas, 3/14/97



Jon Bryant tied a school record with seven 3-pointers vs. Fresno State in the first round of the 2000 NCAA Tournament.

Assists

- 18 vs. Fresno State, 3/16/00
- 17 vs. North Carolina, 3/27/05
- 16 vs. Weber State, 3/20/03
- 15 vs. LSU, 3/23/00
15 vs. Texas, 3/14/97
15 vs. Cincinnati, 3/17/94

Fewest Turnovers

- 5 vs. Tulsa, 3/22/03
- 7 vs. Bucknell, 3/20/05
- 8 vs. Northern Iowa, 3/18/05
8 vs. Fresno State, 3/16/00
8 vs. SW Missouri St., 3/12/99

Blocked Shots

- 6 vs. Arizona, 3/18/00
- 4 vs. Maryland, 3/17/02
4 vs. Michigan State, 4/1/00
4 vs. Missouri, 3/19/94
- 3, four times, MR: vs. Pittsburgh, 3/21/04

Steals

- 13 vs. Fresno State, 3/16/00
- 11 vs. LSU, 3/23/00
- 10 vs. Arizona, 3/18/00
- 9 vs. Cincinnati, 3/17/94
- 8 vs. St. John's, 3/15/02

1941 NCAA Champions

Led by a pair of All-Americans — Gene Englund and John Kotz — and a defense-minded coach (Bud Foster) who taught a disciplined brand of basketball, Wisconsin won its only NCAA basketball title in 1941.

The Badgers opened the season with three straight wins, but dropped three of their next five games, including a 44-27 setback at Minnesota to open the conference season.

But the UW bounced back from the loss to the Gophers and won its last 15 consecutive games, including a three-game run through the NCAA Tournament that culminated with a 39-34 victory over Washington State in the championship game.



THE 1941 NCAA CHAMPIONS: (Front, L-R) Bob Alwin, Bob Sullivan, Fred Rehm, John Kotz, Gene Englund, Charles Epperson, Ted Strain, Harlo Scott, Ed Scheiwe. (Back, L-R) Manager Morris Bradley, Trainer Walter Bakke, Ted Downs, Bob Roth, George Affeldt, Warren Schrage, Don Timmerman, Ted Deppe, John Lynch, Ed Jones, Coach Bud Foster, Asst. Coach Fred Wegner.



Wisconsin's 1940-41 starting five: Ted Strain, Gene Englund, Chuck Epperson, John Kotz and Fred Rehm.



Coach Bud Foster is carried on the shoulders of his players after winning the 1941 NCAA title.


2000 Final Four

Following a loss to Michigan State on Feb. 14, the Badgers were 13-12 and hoping to win enough games to qualify for the NIT.

Wisconsin, however, earned a second-half comeback win at Iowa 10 days later that sparked a month's worth of incredible victories, culminating in a Final Four appearance in Indianapolis.

The Badgers defeated Fresno State, top-seeded Arizona, LSU and Purdue to advance to the Final Four where they lost to season-long nemesis Michigan State.

Jon Bryant was the West Regional's Most Outstanding Player and Mike Kelley and Andy Kowske were named to the all-tournament team.



THE 2000 FINAL FOUR QUALIFIERS: (Front, L-R) Julian Swartz, Kirk Penney, Duany Duany, Travon Davis, Mike Kelley, Roy Boone, Jon Bryant. (Back, L-R) Equipment Manager Otto Puls, Manager Mike Jossie, Maurice Linton, Andy Kowske, Mark Vershaw, Dave Mader, Erik Faust, Charlie Wills, Robert Smith, Manager Tom Rhodes, Manager Megan Soderberg.



Wisconsin's appearance in the 2000 Final Four at the RCA Dome (above) in Indianapolis surprised college basketball observers everywhere. The Badgers used a sticky defense and clutch performances by several players to defeat Fresno State, Arizona, LSU and Purdue on their way to Indianapolis.



All-Time UW NCAA Tournament Summaries

UW 51 • Dartmouth 50

March 21, 1941 • Madison, Wis. • UW Field House (12,500)

The Badgers began their quest for the national championship by rallying in the second half to down Dartmouth in the NCAA East Regional at the UW Field House. The lead changed hands four times in the first half before Dartmouth assumed a 24-22 lead at intermission. The Big Green managed to stay ahead or even through the first 15 minutes of the second half. The score was knotted at 42-42 with about eight minutes left when three-time Ivy League scoring champion Gus Broberg scored inside to give Dartmouth a 44-42 lead. The Badgers tied it again on a hook shot by Charles Epperson, then took their first lead since early in the game on an inside basket by Gene Englund. Englund scored again minutes later, and John Kotz added a pair of free throws to put Wisconsin up 51-46 with just over a minute remaining. Dartmouth scored the game's final four points, including a desperation field goal from near half-court as the final gun sounded. Englund and Kotz finished with 18 and 15 points, respectively, to lead the Badgers, while Broberg paced Dartmouth with 20 points.

Dartmouth	FG	FT	PTS
Broberg	9-33	2-2	20
Munroe	7-15	1-2	15
Olsen	1-11	0-1	2
Pearson	0-4	1-1	1
Skaug	4-13	2-3	10
Else	0-2	0-0	0
Shaw	0-0	0-1	0
Parmer	1-2	0-0	2
Horner	0-0	0-0	0
TOTALS	22-80	6-10	50
	(.275)	(.600)	

Wisconsin	FG	FT	PTS
Kotz	5-10	5-9	15
Epperson	4-11	0-0	8
Englund	6-21	6-7	18
Strain	0-6	1-3	1
Rehm	2-5	5-5	9
Timmerman	0-0	0-0	0
Alwin	0-0	0-0	0
TOTALS	17-53	17-24	51
	(.321)	(.708)	

SCORING BY HALVES

Dartmouth	24	26	50
Wisconsin	22	29	51

UW 36 • Pitt 30

March 22, 1941 • Madison, Wis. • UW Field House (14,000)

Wisconsin avenged a 36-34 home loss to Pittsburgh earlier in the season with a 36-30 victory over the Panthers in the NCAA East Regional title game at the UW Field House. The Badgers jumped to a 10-5 lead and were in front 12-9 before Pittsburgh's Eddie Straloski scored six straight points to give the Panthers a 15-12 lead. Pittsburgh led 18-14 at halftime and built its lead to 23-18 early in the second period. The Badgers scored the next six points to go up 24-23, getting a basket from Gene Englund and a field goal and two free throws from John Kotz. They built the lead to 29-25 and eventually extended the margin to 36-26 to win handily. Wisconsin outscored the Panthers 16-6 from the free throw line, going to the stripe 20 times compared to Pittsburgh's seven. Englund was 7 of 8 from the line and finished with 11 points, while Kotz made all four charity tosses and totaled 10 points. Straloski paced the Panthers with 12 points.

Pittsburgh	FG	FT	PTS
Straloski	6-21	0-0	12
Klein	0-3	0-0	0
Kocheran	1-11	2-2	4
Port	1-4	2-3	4
Milanovich	2-4	0-0	4
Paffrath	1-5	1-1	3
Malarkey	1-8	1-1	3
Ziolkowski	0-5	0-0	0
Egan	0-2	0-0	0
TOTALS	12-63	6-7	30
	(.190)	(.857)	

Wisconsin	FG	FT	PTS
Kotz	3-18	4-4	10
Epperson	2-6	3-4	7
Englund	2-11	7-8	11
Timmerman	0-0	0-1	0
Strain	2-4	0-1	4
Rehm	1-2	2-2	4
Scott	0-2	0-0	0
TOTALS	10-43	16-20	36
	(.233)	(.800)	

SCORING BY HALVES

Pittsburgh	18	12	30
Wisconsin	14	22	36

UW 39 • Wash. St. 34

March 29, 1941 • Kansas City, Mo. • Municipal Aud. (7,219)

Wisconsin's 15th consecutive win — a five-point decision over Washington State — netted the Badgers the NCAA crown. The Cougars led 10-8 and 12-9, but the Badgers rallied to take a 13-12 lead on a pair of baskets by John Kotz and never trailed again. Wisconsin took a 21-17 lead to the locker room at halftime. Kirk Gebert scored Washington State's first three field goals in the second period to help the Cougars pull even at 24-24, but free throws by Kotz and Ted Strain and baskets by Gene Englund and

Charles Epperson gave the Badgers a comfortable 30-24 lead. Gebert pitched in three more field goals to help the Cougars narrow the margin to 34-32, but the Badgers nailed down the title on a field goal by Kotz and a free throw by Strain. Englund had 13 points to pace the victors, while Kotz totaled 12 points and was selected tournament MVP. Gebert led the Cougars with a game-high 21 points. Wisconsin ended the season with a 20-3 record.

WSU	FG	FT	PTS
Gentry	0-7	1-2	1
Gilberg	1-7	0-2	2
Butts	1-6	1-1	3
Lindeman	0-5	3-4	3
Zimmerman	0-1	0-0	0
Gebert	10-24	1-2	21
Hunt	0-3	0-0	0
Sundquist	2-9	0-0	4
Hooper	0-1	0-0	0
TOTALS	14-63	6-11	34
	(.222)	(.545)	

Wisconsin	FG	FT	PTS
Epperson	2-13	0-0	4
Schrage	0-0	0-0	0
Kotz	5-22	2-3	12
Englund	5-12	3-3	13
Timmerman	1-2	0-0	2
Rehm	2-10	0-1	4
Strain	0-7	2-2	2
Alwin	1-1	0-0	2
TOTALS	16-67	7-9	39
	(.239)	(.778)	

SCORING BY HALVES

Washington State	17	17	34
Wisconsin	21	18	39

CCNY 70 • UW 56

March 20, 1947 • N.Y., N.Y. • Madison Sq. Garden (18,000)

City College of New York ended Wisconsin's dreams of a second national championship with an impressive second-half rally that carried it to a 70-56 win at Madison Square Garden in the opening round of the East Regional. The Badgers seemed in complete command in the first half, jumping to a 13-2 lead, extending the edge to 26-10 and cruising to a 37-27 halftime advantage. The second half, however, was dominated by CCNY. The Beavers began with a 12-2 run that tied the game at 39-39. The lead saw-sawed for a few minutes before City College took the lead for good at 48-47. The Beavers pulled steadily away from there and rolled to an easy victory. The victors outscored Wisconsin 43-19 in the final period, including a 24-9 run during one stretch. Irwin Dambrot led CCNY with a game-high 16 points, including 11 in the second half, while Exner Menzel paced the Badgers with 15 points.

CCNY	FG	FT	PTS
Trub'witz	0	0-0	0
Galiber	0	4-6	4
Dambrot	6	4-5	16
Malamed	6	1-1	13

Shapiro	0	1-2	1
Finestone	4	1-1	9
Farbman	2	2-3	6
Schmones	3	1-2	7
Jameson	5	0-0	10
Finger	2	0-0	4
TOTALS	28	14-20	70
		(.700)	

WISCONSIN			
	FG	FT	PTS
Cook	5	3-4	13
Menzel	5	5-8	15
Falls	0	0-0	0
Pokrzywinski	0	0-0	0
Hertz	1	0-0	2
Mills	2	2-3	6
Rehfeldt	2	0-2	4
Haarlow	0	1-1	1
Selbo	6	0-0	12
Lautenbach	1	0-0	2
Krueger	0	1-1	1
Mader	0	0-0	0
TOTALS	22	12-19	56
		(.632)	

SCORING BY HALVES			
CCNY	27	43	70
Wisconsin	37	19	56

UW 50 • Navy 49

March 22, 1947 • N.Y., N.Y. • Madison Sq. Garden (NA)

Glen Selbo's basket in the final seconds propelled the Badgers to a 50-49 win over the Midshipmen in the East Regional consolation game. Wisconsin led by as many as eight points in the first half and held a 29-24 lead at intermission, but the Middies rallied and went ahead 36-35 on a rebound basket by Bobby Searle and a free throw by Charles Sheehan. Bobby Cook put the Badgers back in front with a long basket and a free throw. Wisconsin extended the lead to 45-38 and appeared in command until Navy staged one final rally and cut the margin to 48-47. A rebound basket by Johnny Barrow pushed Navy in front, 49-48, setting the stage for Selbo's game-winner. Cook led the Badgers with a game-high 21 points, while Ken Shugart and Cy Waldrop paced the Navy attack with 14 and 13 points, respectively. Wisconsin ended the season with a 16-6 record.

NAVY			
	FG	FT	PTS
Robbins	2	0-0	4
Shugart	6	2-2	14
Waldrop	6	1-2	13
Barrow	2	1-2	5
Dick	0	1-1	1
Searle	3	1-3	7
Sheehan	1	1-2	3
Woods	0	0-0	0
Rensberger	0	0-1	0
Eliopolus	1	0-0	2
TOTALS	21	7-13	49
		(.538)	

WISCONSIN			
	FG	FT	PTS
Cook	10	1-1	21
Menzel	2	1-2	5

Mills	0	2-3	2
Selbo	3	2-4	8
Lautenbach	2	2-2	6
Rehfeldt	1	0-0	2
Haarlow	2	2-4	6
TOTALS	20	10-16	50
		(.625)	

SCORING BY HALVES			
Navy	24	25	49
Wisconsin	29	21	50

UW 80 • Cincinnati 72

March 17, 1994 • Ogden, Utah • Dee Events Center (12,126)

Playing in their first NCAA tournament since 1947, the ninth-seeded Badgers posted a first-round victory over 25th-ranked and eighth-seeded Cincinnati. Wisconsin was led by Michael Finley (22 points, four assists, three steals) and Rashard Griffith (22 points, 15 rebounds). Griffith, who entered the game as a 56 percent free throw shooter, was 12 of 14 from the line. The Badgers jumped to a 10-2 lead, extended the advantage to 36-23 and were up 40-32 at halftime. Cincinnati rallied to take a 55-54 lead with just under 10 minutes left, but the Badgers went on a 22-12 run to put the game out of reach. Wisconsin outshot Cincinnati .455-.381 from the field and out-rebounded the Bearcats 40-38. Dontonio Wingfield paced Cincinnati with 20 points and 10 rebounds.

UW												
	MP	FG	3P	FT	R	F	A	TO	B	S	TP	
Kelley	17	1-4	0-0	1-3	3	4	0	1	0	1	3	
Roberts	16	3-4	2-2	1-2	2	1	1	1	0	0	9	
Hoskins	12	1-1	0-0	2-2	1	0	1	1	0	1	4	
Webster	30	2-9	0-4	0-0	3	1	6	3	0	2	4	
Kilbride	30	2-8	2-8	2-2	5	5	1	2	0	2	8	
Finley	34	7-13	4-8	4-5	3	3	4	3	1	3	22	
Johnson	3	0-0	0-0	0-0	0	1	0	0	0	0	0	
Griffith	37	5-9	0-0	12-14	15	0	2	4	1	0	22	
Petersen	21	4-7	0-0	0-1	7	1	0	1	0	0	8	
team					1						0	
TOTALS	200	25-55	8-22	22-29	40	16	15	16	2	9	80	
		(.455)	(.364)	(.759)								

UC												
	MP	FG	3P	FT	R	F	A	TO	B	S	TP	
Flint	35	5-11	1-5	0-0	4	1	2	6	0	2	11	
Wingfield	28	7-17	1-7	5-6	10	4	1	1	1	0	20	
Wright	1	0-0	0-0	0-0	0	0	0	0	0	0	0	
Gregor	21	4-5	0-0	2-2	5	2	2	1	1	2	10	
Durden	31	3-7	3-6	6-7	2	3	1	2	0	3	15	
Harris	18	2-6	0-0	0-0	4	4	1	1	0	4	4	
Burton	21	0-5	0-1	3-3	1	4	0	1	0	2	3	
Julson	2	0-1	0-0	0-0	2	2	0	0	1	0	0	
Bostic	26	3-7	0-0	2-2	4	3	1	1	1	1	8	
Jacobs	17	0-4	0-0	1-2	3	1	0	0	0	0	1	
team					3						0	
TOTALS	200	24-63	5-19	19-22	38	24	8	13	4	14	72	
		(.381)	(.263)	(.864)								

SCORING BY HALVES			
Wisconsin	40	40	80
Cincinnati	32	40	72

Missouri 109 • UW 96

March 19, 1994 • Ogden, Utah • Dee Events Center (12,126)

Big Eight Player of the Year Melvin Booker poured in a career-high 35 points, hitting 11 of 14 field goal tries, 6 of 8 three-point attempts and all seven free throws, to lead top-seeded and fifth-ranked Missouri to a second-round victory in the NCAA West Regional. The Tigers, who shot under 41 percent from the field the previous four games, shot a season-high .680 against Wisconsin, including a sizzling .708 mark in the second half. Mizzou connected on 6 of 6 three-point tries in the second half and was 12 of 19 from beyond the arc for the game (.632). The Badgers were led by Michael Finley, who netted 36 points, and Tracy Webster, who tallied 27 points, seven assists and four steals. Webster tied the school records for three-pointers (7) and three-point attempts (13). Missouri jumped to a 26-13 lead and led 54-47 at half-time. The Badgers cut the gap to 67-63 at the 13:24 mark, but the Tigers responded with a 25-9 run to go up 92-72 with less than seven minutes left. The Badgers could get no closer than 10 points the rest of the way. The teams combined for an NCAA Tournament record 27 three-point field goals. Wisconsin finished the season with an 18-11 record.

UW												
	MP	FG	3P	FT	R	F	A	TO	B	S	TP	
Johnsen	3	0-3	0-3	0-0	0	1	0	0	0	0	0	
Kelley	21	0-0	0-0	2-4	3	2	2	2	0	0	2	
Roberts	19	0-5	0-2	2-2	3	1	0	0	0	0	2	
Hoskins	9	0-1	0-1	2-2	0	2	1	2	0	0	2	
Webster	30	10-20	7-13	0-2	1	3	7	0	0	4	27	
Kilbride	32	4-9	3-8	4-4	5	5	1	2	0	0	15	
Finley	40	9-19	5-10	13-14	7	3	2	0	1	1	36	
Petersen	19	3-5	0-0	0-2	5	2	1	3	0	0	6	
Johnson	11	0-0	0-0	0-0	3	4	0	1	2	0	0	
Griffith	16	2-5	0-0	2-5	5	4	0	1	1	0	6	
team					2						0	
TOTALS	200	28-67	15-37	25-35	34	27	14	11	4	5	96	
		(.418)	(.405)	(.714)								

UM												
	MP	FG	3P	FT	R	F	A	TO	B	S	TP	
Crudup	16	4-5	0-0	2-2	1	5	3	0	1	0	10	
Atkins	18	6-10	4-5	0-0	4	2	0	0	0	0	16	
Smith	6	0-0	0-0	0-0	2	3	1	2	0	0	0	
Sutherland	5	0-1	0-1	0-0	1	0	1	0	0	0	0	
Winfield	22	1-3	0-0	0-0	2	3	1	0	0	0	2	
Booker	29	11-14	6-8	7-7	3	2	7	3	0	1	35	
Finner	11	4-5	0-1	5-7	5	1	2	1	0	0	13	
Frazier	26	1-2	0-0	1-2	3	2	2	4	0	0	3	
O'Liney	32	4-5	2-3	13-17	3	0	3	2	0	3	23	
Thames	21	2-3	0-0	1-4	3	4	0	0	1	0	5	
Heller	3	0-0	0-0	0-0	0	0	0	1	0	0	0	
Grimm	11	1-2	0-1	0-0	1	3	0	1	0	0	2	
team					1						0	
TOTALS	200	34-50	12-19	29-39	29	25	20	14	2	4	109	
		(.680)	(.632)	(.744)								

SCORING BY HALVES			
Wisconsin	47	49	96
Missouri	54	55	109

WISCONSIN HISTORY

Texas 71 • UW 58

March 14, 1997 • Pittsburgh, Pa. • Civic Arena (17,300)

Wisconsin fell behind 15-3 just 5:39 into the game and never cut Texas' lead to fewer than seven points in a 71-58 loss to the Longhorns in the first round of the 1997 East Regional in Pittsburgh. Texas guard Reggie Freeman scored a game-high 31 points while Sam Okey paced the Badgers with 17 points, 10 rebounds and six assists. The seventh-seeded Badgers, who shot only 39 percent from the field, sliced the Texas lead to seven points twice in the first half but trailed 33-24 at the half. An Okey dunk to start the second half trimmed the Longhorn lead to 33-26, but the Badgers never again came that close.

TEXAS	MP	FG	3P	FT	R	F	A	TO	B	S	TP
Muoneke	19	1-1	0-0	0-0	3	2	0	1	1	0	2
Clack	25	2-5	1-3	10-10	5	4	1	5	0	3	15
Jordan	19	1-1	0-0	0-0	1	4	0	0	0	0	2
Vazquez	28	1-5	0-4	0-1	1	4	3	1	0	1	2
Freeman	38	11-19	2-7	7-8	3	4	3	4	1	0	31
Quarles	15	1-5	0-0	0-1	7	4	0	1	0	0	2
Coleman	9	0-4	0-3	3-5	2	0	0	0	0	0	3
Perryman	25	3-9	2-8	4-4	3	1	0	2	0	1	12
Goode	1	0-0	0-0	0-0	0	0	0	0	0	0	0
Clark	19	1-2	0-0	0-0	4	2	0	0	0	0	2
Dixon	2	0-0	0-0	0-0	0	0	0	0	0	0	0
team					5						0
TOTALS	200	21-51	5-25	24-29	34	25	7	14	2	5	71
		(.412)	(.200)	(.828)							

UW	MP	FG	3P	FT	R	F	A	TO	B	S	TP
Okey	30	5-8	0-2	7-10	10	4	6	5	0	0	17
Daugherty	38	4-5	0-1	1-2	6	2	3	1	1	0	9
Grant	24	4-8	0-0	8-10	4	5	0	2	1	0	16
Auriantal	24	1-6	0-1	0-0	4	3	1	2	0	1	2
Burkemper	22	0-1	0-0	0-0	0	1	2	1	0	0	0
Duany	8	0-1	0-1	0-2	0	1	0	0	0	0	0
Calderwood	23	3-11	3-6	0-1	7	5	2	3	0	3	9
Meiners	1	0-0	0-0	0-0	0	0	0	0	0	0	0
Kosolcharoen	19	0-4	0-2	3-4	2	1	1	1	0	1	3
Shafer	3	0-1	0-1	0-0	0	0	0	0	0	0	0
Vraney	2	1-1	0-0	0-0	0	0	0	0	0	0	2
Coleman	4	0-0	0-0	0-0	0	0	0	0	0	0	0
Quest	2	0-0	0-0	0-0	1	0	0	1	0	0	0
team					1			1			
TOTALS	200	18-46	3-14	19-29	35	22	15	17	2	5	58
		(.391)	(.214)	(.655)							

SCORING BY HALVES

Texas	33	38	71
Wisconsin	24	34	58

SWMS 43 • UW 32

March 12, 1999 • Charlotte, N.C. • Charlotte Coliseum (15,007)

Fifth-seeded Wisconsin's record-setting season came to an end after a 43-32 loss to Southwest Missouri State in the first round of the NCAA Tournament in Charlotte, N.C. The Badgers shot a season-low .255 from the field and their 32 points were the fewest in an NCAA Tournament game since the advent of the shot clock in 1986. Sean Mason registered 11 points, but he was the only Badger in double figures. Danny Moore and Kevin Ault scored 12 and 10 points, respectively, to pace the Bears. Wisconsin managed just 12 points in the first

half on 21-percent shooting, but trailed just 21-12 thanks to a typically solid defensive effort. Wisconsin trailed by as few as six points in the second half, but never came closer than that.

SWMS	MP	FG	3P	FT	R	F	A	TO	B	S	TP
Stringer	28	1-5	0-0	1-2	1	2	2	2	0	1	3
Bruton	25	1-1	0-0	0-0	0	0	0	1	0	2	2
Moore	35	4-8	0-0	4-6	13	3	0	4	1	0	12
Fontleroy	27	0-5	0-0	2-2	0	4	0	3	0	0	2
Ault	30	3-6	1-2	3-3	14	0	2	2	0	1	10
Murans	1	0-0	0-0	0-0	0	0	0	0	0	0	0
Miller	6	0-0	0-0	0-0	0	2	1	0	0	0	0
Bettenhausen	15	3-4	1-1	2-2	1	0	2	1	0	0	9
Brakebill	12	0-1	0-0	0-0	4	0	0	0	0	0	0
Judd	1	0-0	0-0	0-0	1	0	0	1	0	0	0
Tshomba	1	0-0	0-0	0-0	0	0	0	0	0	0	0
Phillips	15	1-3	1-3	2-2	1	2	0	2	0	0	5
Reuter	4	0-0	0-0	0-0	0	1	1	1	1	0	0
team					2			1			
TOTALS	200	13-33	3-6	14-17	37	14	8	18	2	4	43
		(.394)	(.500)	(.824)							

UW	MP	FG	3P	FT	R	F	A	TO	B	S	TP
Kowske	18	1-4	0-0	0-0	3	5	0	1	0	1	2
Kelley	26	0-3	0-0	0-0	2	2	0	1	0	0	0
Wills	31	3-6	0-0	0-1	5	1	1	0	0	1	6
Mason	33	4-12	1-6	2-2	3	3	1	2	0	2	11
Calderwood	29	0-8	0-6	0-0	0	1	1	1	0	0	0
Duany	3	0-0	0-0	0-0	1	1	0	0	0	0	0
Davis	3	0-2	0-0	2-2	0	0	1	0	0	0	2
Auriantal	1	0-1	0-0	0-0	0	0	0	0	0	0	0
Bryant	24	1-5	1-4	0-0	2	1	0	1	0	0	3
Linton	6	1-1	0-0	0-0	1	1	0	1	0	1	2
Vershaw	26	2-5	0-0	2-2	1	2	4	1	0	0	6
team					2			0			
TOTALS	200	12-47	2-16	6-7	20	17	8	8	0	5	32
		(.255)	(.125)	(.857)							

SCORING BY HALVES

Southwest Missouri St.	21	22	43
Wisconsin	12	20	32

UW 66 • Fresno St. 56

March 16, 2000 • Salt Lake City, Utah • Huntsman Center (13,464)

Guard Jon Bryant connected on a school record-tying seven three-point field goals to lead the Badgers to a 66-56 first-round NCAA Tournament win over Fresno State at the West Regional in Salt Lake City, Utah. Andy Kowske added 14 points and 14 rebounds for the UW and Duany Duany contributed 12 points on four three-pointers. Terrance Roberson led the Bulldogs with 19 points. National scoring leader Courtney Alexander was held to just 11 points on 5-19 field goal shooting. Coach Jerry Tarkanian's Bulldogs led 34-30 at the half and expanded that margin to seven points (42-35) with 16:23 remaining to play. Wisconsin responded, however, and led 49-44 with 6:12 left. Bryant then went on a tear, hitting four straight three-pointers to give the Badgers a 61-46 edge that capped a 26-4 run at the 4:32 mark. Wisconsin's bench outscored the Fresno State reserves 33-0.

FSU	MP	FG	3P	FT	R	F	A	TO	B	S	TP
Abney	37	3-3	0-0	0-0	8	2	0	1	2	0	6
Roberson	35	8-13	3-7	0-1	3	3	4	8	0	1	19
Ely	36	5-7	0-0	2-2	6	2	0	2	3	2	12
Porter	39	3-6	2-3	0-0	2	4	6	3	0	2	8
Alexander	37	5-19	1-4	0-0	4	2	3	1	0	0	11

Felix	5	0-0	0-0	0-0	2	0	0	1	0	0	0
DeManby	11	0-0	0-0	0-0	1	0	0	1	0	0	0
team					3						
TOTALS	200	24-48	6-14	2-3	29	13	13	17	5	5	56
		(.500)	(.429)	(.667)							

UW	MP	FG	3P	FT	R	F	A	TO	B	S	TP
Linton	16	2-4	0-1	0-0	1	0	2	0	1	0	4
Kowske	36	7-9	0-0	0-1	14	2	1	1	0	1	14
Vershaw	31	2-8	1-1	1-2	6	2	2	6	1	1	6
Kelley	38	3-4	0-1	1-1	4	1	6	0	0	6	7
Boone	19	0-7	0-3	2-2	5	0	6	0	0	1	2
Davis	2	0-0	0-0	0-0	0	0	1	0	0	0	0
Bryant	28	7-12	7-11	0-1	3	3	0	1	0	2	21
Duany	12	4-11	4-11	0-0	2	0	0	0	0	1	12
Penney	6	0-3	0-1	0-0	0	0	0	0	0	0	0
Wills	12	0-5	0-0	0-0	2	1	0	0	0	0	0
team					0						
TOTALS	200	25-63	12-29	4-7	37	9	18	8	2	13	66
		(.397)	(.414)	(.571)							

SCORING BY HALVES

Fresno State	34	22	56
Wisconsin	30	36	66

UW 66 • Arizona 59

March 18, 2000 • Salt Lake City, Utah • Huntsman Center (13,857)

Four Badgers scored in double figures and Wisconsin forced 17 turnovers to upset top-seeded and fourth-ranked Arizona 66-59 in the second round of the 2000 NCAA Tournament in Salt Lake City, Utah. Andy Kowske registered 10 points and 12 rebounds and limited Wildcat center Michael Wright to just four field goal attempts in 37 minutes. Mark Vershaw had 15 points for the UW, while Maurice Linton added 14 and Jon Bryant 12. Gilbert Arenas had a game-high 21 points for the Wildcats, who shot just .392 from the field, including .263 from three-point range. Arizona scored first for a 2-0 lead, but never led after that. The UW put together a 28-23 advantage at the half and steamrolled to a 50-33 edge with 8:07 remaining to play. The Wildcats chipped away but never cut their deficit to fewer than five points. Wisconsin shot .489 from the floor and made 17-20 from the free throw line. UW's Mike Kelley added eight points, four assists, no turnovers and five steals in 26 minutes of play.

UW	MP	FG	3P	FT	R	F	A	TO	B	S	TP
Duany	16	1-5	0-3	0-0	0	2	0	2	0	1	2
Kowske	37	5-9	0-0	0-0	12	1	0	1	1	0	10
Vershaw	33	6-8	1-1	2-2	2	2	4	2	3	2	15
Bryant	31	4-8	3-7	1-2	1	5	0	0	0	0	12
Kelley	26	2-5	0-1	4-5	0	4	4	0	1	5	8
Davis	16	1-1	0-0	1-1	3	1	0	2	0	0	3
Linton	20	3-4	1-1	7-8	3	2	0	3	1	0	14
Penney	2	0-0	0-0	0-0	0	0	0	0	0	0	0
Boone	11	0-4	0-2	2-2	3	3	1	1	0	2	2
Wills	8	0-1	0-0	0-0	1	2	1	1	0	0	0
team					1						
TOTALS											

Anderson	24	4-5	2-3	2-2	3	4	0	1	3	2	12
Jefferson	16	2-5	1-3	2-2	1	4	1	3	0	1	7
team											4

TOTALS	200	20-51	5-19	14-22	37	19	12	17	4	8	59
		(.392)	(.263)	(.636)							

SCORING BY HALVES

Wisconsin	28	38	66
Arizona	23	36	59

UW 61 • LSU 48

March 23, 2000 • Albuquerque, N.M. • University Arena (16,004)

Wisconsin put on one of its best defensive performances of the Dick Bennett era in a 61-48 victory over fourth-seeded LSU in the West Regional semifinals at The Pit in Albuquerque, N.M. Jon Bryant paced the Badgers with 16 points, while Stromile Swift and Jabari Smith each had 12 points for the Tigers. Wisconsin's suffocating defense forced 23 LSU turnovers and held the Tigers to .362 field goal shooting. Trailing 14-11 with five minutes left in the first half, the Badgers went on a 25-4 run over the next 12 minutes to gain a commanding 36-18 lead. The Tigers committed 10 turnovers during that stretch. Wisconsin extended its lead to 47-29 before settling for a 13-point win. The Badgers shot only .382 from the field, but committed just nine turnovers and registered 11 steals, including five from Mike Kelley. It was LSU's lowest offensive output of the season.

UW	MP	FG	3P	FT	R	F	A	TO	B	S	TP
Linton	25	4-8	0-0	0-0	3	2	0	1	0	2	8
Vershaw	30	2-8	1-2	2-2	5	3	3	2	0	1	7
Kowske	31	3-5	0-0	2-2	4	3	0	1	1	1	8
Bryant	32	6-14	3-9	1-2	3	1	4	0	0	0	16
Kelley	35	1-2	0-0	1-2	4	3	5	3	0	5	3
Davis	5	0-1	0-0	2-2	0	0	1	1	0	0	2
Duany	9	1-3	1-3	0-0	1	0	0	0	0	0	3
Penney	12	2-6	1-4	0-0	2	0	0	0	0	0	5
Boone	10	0-1	0-0	5-8	3	1	2	1	0	0	5
Wills	9	1-6	0-1	0-0	2	4	0	0	0	1	2
Swartz	2	1-1	0-0	0-0	0	0	0	0	0	1	2
Faust	1	0-0	0-0	0-0	0	0	0	0	0	0	0
team											3
TOTALS	200	21-55	6-19	13-18	30	17	15	9	1	11	61
		(.382)	(.316)	(.722)							

LSU	MP	FG	3P	FT	R	F	A	TO	B	S	TP
Beshara	33	2-7	1-5	0-0	8	2	2	3	0	3	5
Swift	37	3-5	1-1	5-7	10	2	2	3	0	1	12
Smith	33	5-12	1-3	1-1	7	3	0	3	2	0	12
Bright	26	1-7	0-6	2-2	2	4	0	5	0	1	4
Roland	28	2-7	0-2	1-2	4	2	2	4	0	0	5
Dupree	5	0-1	0-0	0-0	0	0	0	1	0	0	0
Williams	17	3-4	1-1	0-0	2	4	0	1	0	2	7
Temple	17	1-3	1-3	0-0	3	1	0	3	0	0	3
Bridgewater	4	0-1	0-0	0-0	0	0	0	0	0	0	0
team											4
TOTALS	200	17-47	5-21	9-12	40	18	6	23	2	7	48
		(.362)	(.238)	(.750)							

SCORING BY HALVES

Wisconsin	22	39	61
LSU	14	34	48

UW 64 • Purdue 60

March 25, 2000 • Albuquerque, N.M. • University Arena (16,004)

Wisconsin advanced to the Final Four for the second time in school history with a hard-fought 64-60 victory over Big Ten-rival and sixth-seeded Purdue in the West Regional final at The Pit in Albuquerque, N.M. Jon Bryant made five three-point field goals and scored a game-high 18 points on his way to West Regional Most Outstanding Player honors. Andy Kowske added 14 points and eight rebounds and was named, along with Mike Kelley, to the West Regional all-tournament team. Brian Cardinal and Carson Cunningham, also named to the all-tournament team, had 13 points apiece for the Boilermakers. Wisconsin battled its way to a 31-28 halftime lead on 57-percent field goal shooting. Bryant scored the Badgers' first nine points on three three-pointers. The second half was a see-saw battle that resulted in a 52-52 tie with 5:23 remaining to play. Wisconsin, however, then went on an 8-1 run over the next four minutes for a 60-53 lead with 1:08 left. A Cunningham three-pointer with 11.5 seconds left made it 63-60 Wisconsin. The Badgers added a free throw for the final tally.

UW	MP	FG	3P	FT	R	F	A	TO	B	S	TP
Linton	23	2-3	1-2	0-0	1	3	2	3	0	0	5
Kowske	27	6-10	0-0	2-2	8	4	0	2	0	0	14
Vershaw	30	2-9	0-2	3-6	7	1	3	1	0	1	7
Bryant	35	6-12	5-9	1-2	2	1	1	1	0	1	18
Kelley	36	2-3	0-0	1-4	1	2	5	1	0	1	5
Davis	6	0-0	0-0	0-0	1	2	0	1	0	0	0
Duany	8	1-2	1-2	0-0	3	3	1	2	0	1	3
Penney	3	0-1	0-1	0-0	0	0	0	1	0	0	0
Boone	16	3-6	0-0	6-10	2	2	2	1	1	2	12
Wills	16	0-1	0-0	0-0	5	3	0	2	0	0	0
team											5
TOTALS	200	22-47	7-16	13-24	35	21	14	15	1	6	64
		(.468)	(.438)	(.542)							

PURDUE	MP	FG	3P	FT	R	F	A	TO	B	S	TP
Robinson	36	4-10	0-0	4-5	1	3	4	3	0	0	12
McQuay	31	4-5	0-0	2-3	12	3	0	0	2	0	10
Cardinal	27	4-8	2-4	3-5	4	4	1	2	0	1	13
Cornell	32	1-9	1-7	0-2	2	4	1	1	1	1	3
Cunningham	31	4-12	3-8	2-2	2	2	2	4	0	1	13
Kerkhof	7	0-0	0-0	0-0	0	2	0	1	0	1	0
Lewis	18	3-5	1-2	0-0	5	2	1	0	0	0	7
Lowe	1	0-0	0-0	0-0	0	0	0	0	0	0	0
Smith	15	0-3	0-2	0-0	1	1	1	1	0	0	0
Allison	3	1-1	0-0	0-0	0	0	0	1	0	0	2
team											6
TOTALS	200	21-53	7-23	11-17	33	21	10	13	3	4	60
		(.396)	(.304)	(.647)							


SCORING BY HALVES

Wisconsin	31	33	64
Purdue	28	32	60

Michigan State 53 • UW 41

April 1, 2000 • Indianapolis, Ind. • RCA Dome (43,116)

Wisconsin's magical run to the Final Four ended with a 53-41 semifinal loss to season-long nemesis and eventual national champion Michigan State at the RCA Dome in



Mike Kelley was named to the West Regional all-tournament team as the Badgers advanced to the 2000 Final Four.

Indianapolis. Roy Boone scored 18 points but he was the only Badger to tally more than six points in the game. Morris Peterson paced the Spartans with 20 points. Wisconsin trailed just 19-17 at the half, with both teams struggling offensively. Wisconsin shot 29 percent from the floor and Michigan State made just 25 percent of its shots. The Spartans, however, opened the second half on a 13-2 run to open a 32-19 lead with 13:25 left in the second period. Wisconsin never cut the deficit to fewer than 10 points again. The Badgers forced 14 Spartan turnovers, but were outrebounded 42-20. Wisconsin shot .349 from the field compared to .348 for the Spartans. It was the fourth time during the 1999-2000 season that Michigan State defeated the Badgers.

UW	MP	FG	3P	FT	R	F	A	TO	B	S	TP
Kowske	20	1-2	0-0	0-2	0	4	0	0	4	0	2
Kelley	30	1-2	0-1	0-0	7	3	3	0	0	2	2
Vershaw	31	2-11	0-1	1-1	2	3	3	1	0	0	5
Bryant	27	1-5	0-3	0-0	1	3	1	2	0	0	2
Boone	25	6-9	1-1	5-6	3	2	0	5	0	0	18
Wills	19	1-4	0-1	0-0	1	2	0	0	0	0	2
Duany	11	0-2	0-1	0-0	0	0	0	1	0	0	0
Linton	10	0-4	0-1	0-0	1	0	0	2	0	0	0
Davis	10	1-1	1-1	1-2	2	2	1	0	0	0	4
Penney	14	2-3	2-3	0-0	2	0	0	0	0	0	6
Faust	1	0-0	0-0	0-0	0	0	0	0	0	0	0
Smith	1	0-0	0-0	0-0	0	0	0	0	0	0	0
Swartz	1	0-0	0-0	0-0	0	0	0	0	0	0	0
team											1
TOTALS	200	15-43	4-13	7-11	20	19	8	11	4	2	41
		(.349)	(.308)	(.636)							

MSU	MP	FG	3P	FT	R	F	A	TO	B	S	TP
Hutson	32	3-7	0-0	4-5	10	2	0	3	0	0	10
Peterson	33	7-15	2-8	4-4	7	3	0	1	0	1	20

WISCONSIN HISTORY

Granger	32	0-3	0-1	1-2	7	4	1	3	0	0	1
Cleaves	36	1-7	0-0	9-11	4	3	1	4	0	2	11
Bell	30	2-9	0-3	0-0	8	2	2	2	0	0	4
Richardson	10	0-0	0-0	0-0	0	1	0	0	0	0	0
Anagonye	12	1-1	0-0	0-0	2	2	0	1	0	0	2
Chappell	9	2-4	0-2	1-1	0	1	0	0	2	0	5
Ballinger	3	0-0	0-0	0-0	1	0	0	0	1	0	0
Thomas	3	0-0	0-0	0-0	0	0	0	0	0	0	0
team					3						

TOTALS 200 16-46 2-14 19-23 42 18 4 14 3 3 53
(.348)(.143)(.826)

SCORING BY HALVES

Wisconsin	17	24	41
Michigan State	19	34	53

Georgia State 50 • UW 49

March 15, 2001 • Boise, Idaho • BSU Pavilion (10,216)

Wisconsin let a 13-point, second-half lead slip away and Georgia State scored the game-winning basket with just 12 seconds left to play as the Badgers dropped a 50-49 decision in the first round of the West Regional in Boise, Idaho. The UW moved out to a 30-19 halftime advantage and increased that edge to 32-19 early in the second half. But Georgia State went on a 23-10 run to tie the game at 42-42 with 7:11 left. Wisconsin led 49-44 with 1:00 remaining, but the Panthers scored six points in the final minute for the victory. Wisconsin's Mark Vershaw led all scorers with 19 points and teammate Andy Kowske added 11 points. Kevin Morris paced Georgia State with 18 points. Wisconsin limited the Panthers to .377 field goal shooting, including .217 from three-point range. The Badgers, however, shot only .395 from the floor, including .250 from beyond the arc.

UW	MP	FG	3P	FT	R	F	A	TO	B	S	TP
Kowske	34	3-3	0-0	5-6	4	2	0	1	0	1	11
Vershaw	36	6-16	0-2	7-11	5	2	1	1	0	1	19
Penney	25	2-5	1-3	0-1	6	0	1	4	0	0	5
Kelley	38	0-4	0-3	0-0	4	4	0	2	0	1	0
Boone	26	2-6	0-1	0-0	4	3	1	1	0	1	4
Davis	16	2-5	0-1	0-0	3	1	1	3	0	1	4
Linton	4	0-1	0-0	0-0	1	0	0	0	0	0	0
Bower	15	2-3	2-2	0-0	0	2	0	0	0	0	6
Wills	6	0-0	0-0	0-2	3	1	0	0	0	1	0
team					2						

TOTALS 200 17-43 3-12 12-20 32 15 4 12 0 6 49
(.395)(.250)(.600)

GEO. ST.	MP	FG	3P	FT	R	F	A	TO	B	S	TP
Campbell	34	1-3	0-0	3-4	11	5	2	1	0	2	5
Terrell	40	1-10	1-6	0-0	9	3	1	1	0	0	3
Cooper	38	4-9	2-5	1-1	4	3	2	3	0	1	11
Morris	39	8-16	2-8	0-1	2	0	3	1	1	3	18
Long	38	6-15	0-4	1-2	3	4	0	5	0	1	13
McIntosh	5	0-0	0-0	0-0	0	0	0	0	0	0	0
Gunsby	2	0-0	0-0	0-0	0	0	1	0	0	0	0
Gilchrist	1	0-0	0-0	0-0	0	0	0	0	0	0	0
Patton	1	0-0	0-0	0-0	0	0	0	0	0	0	0
Davis	3	0-0	0-0	0-0	1	1	0	1	0	0	0
team					3						

TOTALS 200 20-53 5-23 5-8 33 16 9 12 1 7 50
(.377)(.217)(.625)

SCORING BY HALVES

Georgia State	19	31	50
Wisconsin	30	19	49

UW 80 • St. John's 70

March 15, 2002 • Washington, D.C. • MCI Center (18,770)

Eighth-seeded Wisconsin defeated No. 9 St. John's 80-70 in the first round of the 2002 NCAA Tournament at the MCI Center in Washington, D.C. The Badgers used a 12-0 run to turn a 28-26 deficit into a 38-28 lead with 16 seconds left in the first half. The UW never trailed again. Wisconsin shot 9-15 from three-point range and made 29 free throws compared to 15 for St. John's. Kirk Penney led five UW scorers in double figures with 19 points while Freddie Owens chipped in 18 points off the bench. The Red Storm's Marcus Hatten led all scorers with 18 points though shot only 12-33 from the field, 3-13 from three-point range.

SJU	MP	FG	3P	FT	R	F	A	TO	B	S	TP
Glover	32	4-6	1-3	8-9	5	5	0	2	1	0	17
Emanuel	25	4-9	3-7	2-2	3	3	3	3	0	0	13
King	30	2-2	0-0	4-5	4	5	1	0	0	0	8
Hatten	39	12-33	3-13	1-3	6	4	1	1	0	2	28
Stanley	29	0-0	0-0	0-0	4	5	3	1	0	2	0
Fordham	21	0-0	0-0	0-0	4	2	2	3	0	0	0
Keita	9	1-1	0-0	0-0	1	1	0	1	0	0	2
Scheiman	0+	0-0	0-0	0-0	0	0	0	0	0	0	0
Cuffe	15	1-5	0-1	0-0	2	3	1	2	0	0	2
Johnson	0+	0-0	0-0	0-0	1	0	0	0	0	0	0
team					3						

TOTALS 200 24-56 7-24 15-19 33 29 11 13 1 4 70
(.429)(.292)(.789)

UW	MP	FG	3P	FT	R	F	A	TO	B	S	TP
Wills	28	3-7	1-2	3-4	9	3	0	3	0	0	10
Mader	13	0-1	0-0	0-0	0	3	1	0	0	1	13
Davis	28	2-3	1-1	4-5	2	4	5	0	0	1	9
Penney	37	5-10	3-5	6-8	5	3	4	3	0	0	19
Harris	38	4-9	2-5	4-8	4	3	2	2	0	3	14
Ukawuba	0+	0-0	0-0	0-0	0	0	0	0	0	0	0
Hanson	0+	0-0	0-0	0-0	0	0	0	0	0	0	0
Owens	28	5-8	2-2	6-8	2	2	2	1	0	2	18
Plank	0+	0-0	0-0	0-0	0	0	0	0	0	0	0
Buchanan	0+	0-0	0-0	0-0	0	0	0	0	0	0	0
Wilkinson	28	2-6	0-0	6-7	3	0	0	0	0	1	10
team					4						

TOTALS 200 21-44 9-15 29-40 29 18 14 9 0 8 80
(.477)(.600)(.725)

SCORING BY HALVES

St. John's	31	39	70
Wisconsin	38	42	80

Maryland 87 • UW 57

March 17, 2002 • Washington, D.C. • MCI Center (18,789)

No. 1 seed Maryland defeated eighth-seeded Wisconsin 87-57 in the second round of the 2002 NCAA Tournament at the MCI Center in Washington, D.C. Maryland, the eventual national champion, opened the second half with a 17-3 run that blew open an eight-point halftime lead. The Badgers had led 23-19 with 6:16 left in the first half but the Terps scored 19 of the final 26 points in the stanza. UW senior Charlie Wills, who set a school record by playing in his 129th career game, paced the Badgers with 17 points while classmate Travon Davis added 15. Maryland's Juan Dixon led all scorers with 29 points.

UW	MP	FG	3P	FT	R	F	A	TO	B	S	TP
Harris	30	3-9	1-4	0-0	1	2	0	3	2	0	7
Wills	29	6-12	2-4	3-6	6	3	1	2	0	1	17
Mader	25	1-6	0-0	0-0	8	3	4	2	2	0	2
Davis	34	5-7	1-1	4-5	4	2	3	2	0	0	15
Penney	37	3-14	0-6	3-3	4	0	1	2	0	2	9
Hanson	3	0-2	0-1	0-0	0	2	0	0	0	0	0
Owens	15	0-4	0-1	0-0	1	3	0	2	0	1	0
Wilkinson	27	3-5	1-2	0-0	4	4	2	1	0	2	7
team					4						

TOTALS 200 21-59 5-19 10-14 32 19 11 14 4 6 57
(.356)(.263)(.714)

UM	MP	FG	3P	FT	R	F	A	TO	B	S	TP
Mouton	25	0-4	0-0	2-2	7	1	1	3	0	1	2
Wilcox	26	9-13	0-0	0-1	7	0	1	1	1	1	18
Baxter	28	5-6	0-0	6-7	7	3	3	1	4	2	16
Dixon	36	10-19	4-7	5-6	5	1	3	1	0	2	29
Blake	30	1-4	1-3	0-0	2	3	4	1	0	1	3
Badu	2	0-0	0-0	0-0	0	0	2	1	0	0	0
McCall	5	0-0	0-0	0-0	0	0	0	0	0	0	0
Collins	3	1-2	0-0	0-0	0	0	0	0	0	1	2
Nicholas	20	3-7	2-4	0-0	2	1	2	0	0	1	8
Grinnon	2	0-1	0-0	0-0	2	0	0	0	0	0	0
Randle	10	2-4	0-0	0-0	4	3	0	1	0	0	4
Holden	13	1-2	1-2	2-2	1	2	1	1	0	0	5
team					4						

TOTALS 200 32-62 8-16 15-18 41 14 17 10 5 9 87
(.516)(.500)(.833)

SCORING BY HALVES

Wisconsin	30	27	57
Maryland	38	49	87

UW 81 • Weber St. 74

March 20, 2003 • Spokane, Wash. • Spokane Arena (11,171)

Led by a terrific all-around game from senior Kirk Penney, fifth-seeded Wisconsin defeated No. 12-seed Weber State, 81-74, in the first round of the 2003 NCAA Tournament in Spokane, Wash. Penney scored 21 points and added nine rebounds and five assists while playing all 40 minutes. The Badgers used a 9-0 run to end the half with a 41-26 lead. Wisconsin maintained that advantage most of the second half, leading 70-56 with just over three minutes left. Weber State's Jermaine Boyette scored 10 of his 25 points in the final 42 seconds but WSU could get no closer than five points down the stretch.

WSU	MP	FG	3P	FT	R	F	A	TO	B	S	TP
Sparrow	29	5-8	2-5	0-0	4	5	1	2	0	0	12
Ocololjic	35	10-21	3-5	3-4	14	4	2	2	0	0	26
Bachmann	12	1-2	0-0	0-1	0	2	1	0	0	0	0
Boyette	39	9-21	1-4	6-10	5	2	2	1	0	1	25
Hamilton	33	1-8	1-6	0-0	4	2	2	2	0	1	3
Barton	19	2-6	0-4	0-0	3	4	1	1	0	1	4
Eyre	0+	0-0	0-0	0-0	0	0	0	0	0	0	0
Morrison	8	0-1	0-0	0-0	1	0	0	0	0	1	0
Carter	5	0-0	0-0	0-0	0	0	0	0	0	0	0
Danley	20	1-4	0-0	0-0	8	3	0	2	0	0	2
team					4						

TOTALS 200 29-71 7-24 9-15 43 20 9 10 0 4 74
(.408)(.292)(.600)

UW	MP	FG	3P	FT	R	F	A	TO	B	S	TP
Tucker	22	5-6	0-0	1-2	7	3	2	3	0	0	11
Wilkinson	38	5-10	0-2	5-9	9	3	2	3	1	1	15
Penney	40	9-17	3-7	0-1	9	1	5	2	0	1	21
Owens	21	3-11	1-3	0-0	0	1	1	0	0	0	7
Harris	40	3-6	2-4	6-8	4	1	5	0	1	5	14
Wade	25	2-3	0-0	1-2	1	4	1	0	0	0	5

Hanson	3	1-1	0-0	0-0	1	0	0	0	0	0	2
Helmigk	11	3-4	0-0	0-0	1	3	0	1	0	0	6
team											2
TOTALS	200	31-58	6-16	13-22	34	16	16	9	2	7	81
		(.534)	(.375)	(.591)							

SCORING BY HALVES


Weber State	26	48	74
Wisconsin	41	40	81

UW 61 • Tulsa 60

March 22, 2003 • Spokane, Wash. • Spokane Arena (11,271)

Freddie Owens hit a three-pointer with one second left to cap the greatest comeback in UW history and give Wisconsin a 61-60 win over Tulsa in the second round of the 2003 NCAA Tournament in Spokane, Wash. The Badgers trailed 58-45 with 3:36 remaining before outscoring Tulsa 16-2 the rest of the way. A Devin Harris three-pointer started an 11-0 UW run that pulled Wisconsin within two with 1:16 left. The teams traded baskets before the Badgers forced Tulsa into a shot clock violation with 12 seconds left. Harris then brought the ball upcourt, came off a high pick, drove to the middle of the lane and found a wide-open Owens on the left baseline. Owens' shot hit nothing but net and gave Wisconsin its first lead since 4:02 remained in the first half.

Tulsa	MP	FG	3P	FT	R	F	A	T	B	S	TP
Davis	34	4-7	0-0	1-1	9	4	1	3	1	0	9
Johnson	30	11-18	1-3	0-0	9	3	2	0	1	0	23
Swanson	38	3-12	0-5	0-0	5	0	4	1	0	0	6
Glenn	36	0-2	0-0	0-0	6	4	2	3	0	0	0
Parker	40	6-15	2-3	3-3	2	2	3	2	0	1	17
Collins	6	0-1	0-0	0-0	0	1	0	0	0	0	0
Ledoux	14	1-2	0-0	0-0	5	1	0	1	1	0	2
Price	2	1-2	0-0	1-1	0	1	0	0	0	0	3
team											5
TOTALS	200	26-59	3-11	5-5	41	16	12	11	3	1	60
		(.441)	(.273)	(1.000)							



Devin Harris had 15 points on 6-9 shooting in the Badgers' 2003 Sweet 16 matchup with Kentucky.

UW	MP	FG	3P	FT	R	F	A	T	B	S	TP
Tucker	40	3-9	1-3	3-5	6	2	0	1	1	0	10
Wilkinson	33	7-11	1-2	3-3	8	2	0	1	0	2	18
Penney	35	2-12	0-5	2-4	5	1	4	2	0	1	6
Owens	24	2-6	2-4	1-2	0	1	4	0	0	0	7
Harris	38	5-11	2-7	0-1	4	2	3	1	1	2	12
Wade	21	3-7	0-1	2-2	3	1	0	0	1	0	8
Hanson	2	0-0	0-0	0-0	0	1	0	0	0	0	0
Helmigk	7	0-1	0-0	0-0	1	1	1	0	0	0	0
team											5
TOTALS	200	22-57	6-22	11-17	32	11	12	5	3	5	61
		(.386)	(.273)	(.647)							

SCORING BY HALVES

Tulsa	32	28	60
Wisconsin	25	36	61

Kentucky 63 • UW 57

March 27, 2003 • Minneapolis, Minn. • HHH Metrodome (28,168)

Playing in front of a very friendly 28,168 fans in Minneapolis, Wisconsin nearly upset the No. 1 team in the country, Kentucky, in the "Sweet 16" of the 2003 NCAA Tournament. The Badgers trailed by just one point after a Mike Wilkinson lay-up with 1:33 left in the game. UK scored seven of the last nine points, however, to thwart the upset bid. In his final game as a Badger, Kirk Penney scored 20 points, including 5-7 shooting from three-point range. The game was close throughout as neither team led by more than seven points (UW 15-8 at the 11:19 mark of the first half and UK 62-55 with 11 seconds left).

UW	MP	FG	3P	FT	R	F	A	T	B	S	TP
Harris	36	6-9	1-2	2-3	3	4	4	4	0	3	15
Tucker	36	1-4	0-1	2-2	7	3	0	2	0	1	4
Wilkinson	35	4-11	1-5	4-7	3	5	1	2	0	2	13
Penney	40	6-12	5-7	3-4	6	2	3	4	0	0	20
Owens	27	1-8	0-5	0-0	2	2	0	1	0	0	2
Wade	18	1-1	1-1	0-0	2	0	1	2	0	1	3
Helmigk	3	0-0	0-0	0-0	0	0	0	0	0	0	0
Mader	5	0-0	0-0	0-0	1	4	0	0	1	0	0
team											2
TOTALS	200	19-45	8-21	11-16	26	20	9	15	1	7	57
		(.422)	(.381)	(.688)							

UK	MP	FG	3P	FT	R	F	A	T	B	S	TP
Daniels	32	2-3	0-0	5-6	6	1	2	3	0	0	9
Estill	32	12-18	0-0	4-10	6	3	0	1	1	0	28
Hayes	28	2-5	0-0	0-0	7	2	0	2	1	3	4
Bogans	15	2-6	1-2	0-0	2	0	1	1	1	1	5
Fitch	31	3-7	0-1	1-2	1	2	1	2	0	0	7
Hawkins	28	1-4	0-1	2-2	1	3	2	3	1	4	4
Azubuikwe	9	0-2	0-1	0-0	0	3	1	1	0	1	0
Barbour	15	0-2	0-0	2-2	2	0	1	1	0	1	2
Camara	10	2-2	0-0	0-2	3	3	1	0	0	0	4
team											4
TOTALS	200	24-49	1-5	14-24	33	17	9	14	4	10	63
		(.490)	(.200)	(.583)							

SCORING BY HALVES

Wisconsin	28	29	57
Kentucky	32	31	63



Under Bo Ryan, Wisconsin is a perfect 4-0 in opening round play in the NCAA tournament.

UW 76 • Richmond 64

March 19, 2004 • Milwaukee, Wis. • Bradley Center (18,866)

Trailing by 13 points with 13:16 to play in the game, Wisconsin went on one of the great runs in school history. The Badgers outscored Richmond 36-8 the rest of the way, at one point scoring on 19 straight possessions. Included in those 19 possessions were five 3-pointers. After a Mike Wilkinson jumper, the Badgers hit three consecutive 3-pointers (Wilkinson, Devin Harris and Boo Wade) to cut Richmond's lead to four. After a Spider bucket, four UW free throws cut the lead to two. Clayton Hanson then hit a 3-pointer to give the Badgers their first lead since midway through the first half. Richmond answered but Wilkinson's trey with 7:15 remaining began a 14-0 UW run that put the game away.

RICH	MP	FG	3P	FT	R	F	A	T	B	S	TP
Scott	26	4-11	1-2	3-4	7	4	4	2	0	1	12
Skrocki	34	4-14	2-7	2-4	0	2	4	3	0	2	12
Steeberge	14	2-3	0-0	1-3	4	2	0	0	0	1	5
Dobbins	34	4-7	0-0	1-2	5	1	4	3	0	2	9
Brown	28	3-5	3-4	0-0	2	2	1	2	0	1	9
Merritt	6	1-3	0-1	0-0	0	1	2	0	0	0	2
Thomas	1	0-0	0-0	0-0	0	0	0	0	0	0	0
Moliva	13	1-3	0-0	0-0	2	2	0	1	0	0	2
O'Malley	7	0-0	0-0	0-0	1	1	0	0	2	0	0
Bucknor	24	3-4	1-2	0-0	3	3	2	1	0	1	7
Zwayer	13	3-4	0-0	0-0	1	1	0	2	1	0	6
team											4
TOTALS	200	25-54	7-16	7-13	29	19	17	14	3	8	64
		(.463)	(.438)	(.538)							

UW	MP	FG	3P	FT	R	F	A	TO	B	S	TP
Wilkinson	35	5-10	2-3	6-8	5	1	2	1	2	1	18
Mader	7	0-1	0-0	0-0	2	2	0	0	0	0	0
Wade	37	6-9	1-3	3-3	3	2	4	5	0	2	16
Owens	25	4-8	1-3	1-2	0	0	1	0	0	1	10
Harris	36	2-6	1-4	6-8	3	4	6	2	0	2	11
Ukawuba	3	0-1	0-0	0-0	0	1	0	0	0	0	0
Nixon	12	2-3	1-1	0-0	2	0	1	0	0	0	5
Hanson	19	2-5	2-4	1-2	2	0	0	0	0	0	7
Taylor	1	0-0	0-0	0-0	0	0	0	0	0	0	0
Morley	25	4-8	0-0	1-1	9	1	0	1	1	1	9
team					3						
TOTALS	200	25-51	8-18	18-24	29	11	14	9	3	7	76
		(.490)	(.444)	(.750)							

SCORING BY HALVES

Richmond	32	32	64
Wisconsin	25	51	76

Pittsburgh 59 • UW 55

March 21, 2004 • Milwaukee, Wis. • Bradley Center (18,866)

In a game that included 10 ties and 11 lead changes, Pittsburgh scored seven of the final 10 points to hold on for a 59-55 win and advance to the 2004 "Sweet 16." Neither team led by more than seven points. Mike Wilkinson hit a pair of free throws with 3:03 remaining to tie the game for the 10th and final time. After a Pittsburgh turnover, Devin Harris missed a three-pointer. Pitt's Carl Krauser then made a jumper for a two-point lead. UW got two cracks at the other end, with Boo Wade and Harris both missing jumpers. Krauser missed on Pitt's next possession but Jaron Brown grabbed an offensive rebound and was fouled. He hit both free throws. Wade hit a trey for UW with 21 seconds left to cut the lead to one. After a pair of free throws by Krauser, Pitt denied the Badgers a look at a three-pointer and when Zach Morley's jumper rimmed out, the Panthers had the win.

UW	MP	FG	3P	FT	R	F	A	TO	B	S	TP
Wilkinson	39	2-8	0-0	5-5	6	3	0	2	2	2	9
Mader	10	0-2	0-0	1-2	1	3	0	1	0	0	1
Wade	32	3-8	1-2	2-2	4	4	1	1	0	0	9
Owens	10	0-2	0-0	0-0	1	2	0	0	1	0	0
Harris	38	7-14	5-10	2-2	7	2	4	6	0	0	21
Ukawuba	1	0-1	0-0	0-0	0	0	0	0	0	0	0
Nixon	10	0-0	0-0	0-0	0	1	0	0	0	0	0
Hanson	30	1-4	1-4	0-2	3	4	2	1	0	1	3
Morley	30	4-9	1-2	3-4	9	1	2	2	0	1	12
team					0						
TOTALS	200	17-48	8-18	13-17	31	20	9	13	3	4	55
		(.354)	(.444)	(.765)							

PITT	MP	FG	3P	FT	R	F	A	TO	B	S	TP
Troutman	34	3-7	0-1	3-3	14	1	2	1	2	1	9
Taft	29	4-8	0-0	0-0	4	4	1	0	0	0	8
Page	36	5-15	2-4	0-0	4	2	1	2	0	2	12
Brown	37	2-7	0-1	4-5	6	3	2	2	0	1	8
Krauser	39	4-14	0-3	8-10	8	4	3	3	0	2	16
Demetris	3	0-0	0-0	0-0	0	0	0	0	0	0	0
McCarroll	17	3-7	0-1	0-1	2	1	1	0	1	0	6
Graves	5	0-1	0-0	0-0	1	2	0	0	0	1	0
team					1						
TOTALS	200	21-59	2-10	15-19	40	17	10	9	3	7	59
		(.356)	(.200)	(.789)							

SCORING BY HALVES

Wisconsin	26	29	55
Pittsburgh	26	33	59



Zach Morley scored 12 points and had nine rebounds in the Badgers' 59-55 loss to Pittsburgh in the second round of the 2004 NCAA Tournament.

UW 57 • Northern Iowa 52

March 18, 2005 • Oklahoma City, Okla. • Ford Center (18,567)

No. 6 seed Wisconsin got a combined 31 points from point guards Sharif Chambliss and Kamrron Taylor as they held off a pesky Northern Iowa (No. 11 seed) team to win 57-52 in the first round of the 2005 NCAA Tournament in Oklahoma City. The Badgers never trailed in the game and led by as many as 16 points in the first half. With 4:08 remaining in the game, UNI's Chris Foster hit a 3-pointer to cut UW's lead to 51-48. Northern Iowa would not score again until four seconds remained and Taylor hit a jumper in the final minute to give the Badgers some breathing room. Wisconsin's first 15 points came off 3-pointers and 11 of UW's 20 field goals were treys.

UNI	MP	FG	3P	FT	R	F	A	TO	B	S	TP
Stout	35	3-7	0-1	2-2	8	1	1	0	1	1	8
Coleman	33	4-8	0-0	0-2	10	3	1	1	1	1	8
Crawford	37	6-14	0-5	1-1	10	3	1	1	0	1	13
Jacobson	38	8-18	3-7	1-3	3	1	3	4	0	0	20
Foster	24	1-4	1-2	0-0	1	3	1	2	0	0	3
Little	12	0-0	0-0	0-0	0	2	0	0	0	0	0
Schmidt	5	0-0	0-0	0-0	0	0	0	0	0	0	0
McKowen	11	0-2	0-2	0-0	0	2	1	0	0	1	0
Godfred	5	0-0	0-0	0-0	0	0	0	0	0	0	0
team					3						
TOTALS	200	22-53	4-17	4-8	35	15	8	8	2	4	52
		(.415)	(.235)	(.500)							

UW	MP	FG	3P	FT	R	F	A	TO	B	S	TP
Tucker	35	2-8	0-3	2-2	5	1	2	3	0	0	6
Wilkinson	32	3-6	1-3	0-2	11	1	3	2	0	0	7
Morley	28	0-3	0-1	0-0	4	4	6	1	1	1	0
Chambliss	26	5-11	5-10	0-0	3	1	0	1	0	1	15
Hanson	30	2-5	2-3	0-0	3	1	1	0	0	0	6
Nixon	10	1-2	1-1	0-0	1	0	0	0	1	0	3
Helmigk	8	2-3	0-0	0-0	0	2	0	0	0	0	4
Flowers	5	0-1	0-0	0-0	1	0	0	0	0	0	0

Taylor	20	5-9	2-5	4-6	0	1	2	1	0	1	16
Butch	6	0-0	0-0	0-0	0	2	0	0	0	0	0
team					2						
TOTALS	200	20-48	11-26	6-10	30	13	14	8	2	3	57
		(.417)	(.423)	(.600)							

SCORING BY HALVES

Northern Iowa	22	30	52
Wisconsin	30	27	57

UW 71 • Bucknell 62

March 20, 2005 • Oklahoma City, Okla. • Ford Center (18,567)

Behind 55 points and 24 rebounds from its starting frontcourt, Wisconsin defeated No. 14 seed Bucknell 71-62 in Oklahoma City. The Badgers, who led by as many as 13 points in the first half, trailed for the first time in the game when Bucknell's Donald Brown scored to make it 44-43 with 10:20 remaining. Two minutes later, Zach Morley scored off a tip-in to give UW a lead it would never relinquish. That started a 17-5 UW run. Mike Wilkinson and Alando Tucker combined for 13 points during that run.

Bucknell	MP	FG	3P	FT	R	F	A	TO	B	S	TP
Mastropaolo	16	0-1	0-0	0-0	0	4	0	2	0	0	0
Lee	34	4-13	0-3	0-0	7	5	1	1	0	2	8
McNaughton	31	10-14	0-1	3-4	4	2	1	2	1	1	23
Badmus	32	1-2	1-1	2-2	2	3	4	2	0	0	5
Bettencourt	31	1-9	1-6	0-0	2	4	6	3	0	0	3
Thomas	0+	1-1	1-1	0-0	0	0	0	0	0	0	3
Brown	17	3-6	0-0	0-0	4	2	0	0	0	0	6
Griffin	12	2-3	2-3	3-3	1	2	1	0	0	1	9
Clark	4	0-0	0-0	0-0	0	0	0	0	0	0	0
Mack	0+	0-0	0-0	0-0	0	0	0	0	0	0	0
Morrison	0+	0-0	0-0	0-0	1	0	0	0	0	0	0
Niesz	20	1-1	0-0	3-3	4	2	0	0	1	0	5
V-McCormont	3	0-0	0-0	0-2	2	0	0	0	0	0	0
TEAM					2						
TOTALS	200	23-50	5-15	11-14	29	24	13	10	2	4	62
		(.460)	(.333)	(.786)							

UW	MP	FG	3P	FT	R	F	A	T	O	B	S	TP
Tucker	36	1-6	0-1	15-18	7	0	3	2	0	0	17	
Morley	30	6-7	3-4	0-0	8	3	1	1	0	1	15	
Wilkinson	38	9-15	0-0	5-7	9	2	1	1	1	3	23	
Chambliss	24	2-6	1-4	0-0	1	3	4	0	0	0	5	
Hanson	33	2-5	2-4	2-4	0	1	1	0	0	0	8	
Nixon	4	0-0	0-0	0-0	0	1	0	1	0	0	0	
Chappell	0+	0-0	0-0	0-0	0	0	0	0	0	0	0	
Bronson	0+	0-0	0-0	0-0	0	0	0	0	0	0	0	
Helmigk	2	0-0	0-0	0-0	0	1	1	0	0	0	0	
Flowers	2	0-0	0-0	0-0	0	0	0	0	0	0	0	
Taylor	28	1-6	1-4	0-0	0	1	3	2	0	1	3	
Butch	3	0-1	0-0	0-0	0	0	0	0	0	0	0	
Stiemsma	0+	0-0	0-0	0-0	0	0	0	0	0	0	0	
team											5	
TOTALS	200	21-46	7-17	22-29	30	12	14	7	1	5	71	
		(.457)	(.412)	(.759)								

SCORING BY HALVES

Bucknell	29	33	62
Wisconsin	35	36	71

UW 65 • NC State 56

March 25, 2005 • Syracuse, N.Y. • Carrier Dome (30,713)

Wisconsin overcame a nine-point halftime deficit to defeat 10th-seeded NC State in the Sweet 16 in Syracuse, N.Y. The Badgers opened the second half with a 13-4 run, making three 3-pointers after not hitting one in the first half. After Engin Astur gave NC State a 37-34 lead, UW went on a 13-0 run with Alando Tucker scoring 10 of those points. NC State never got closer than four points the rest of the way. After shooting just .389 from the field in the first half, the Badgers were 14-of-24 (.583) in the second stanza.

NC State	MP	FG	3P	FT	R	F	A	T	O	B	S	TP
Hodge	36	4-16	0-2	6-8	5	3	5	3	0	2	14	
Brackman	14	0-1	0-0	0-0	2	5	0	2	1	0	0	
Evtimov	38	2-10	2-7	2-2	4	4	3	5	0	3	8	
Bennerman	31	4-6	2-3	0-1	3	3	1	0	0	0	10	
Atsur	40	6-12	4-8	0-0	0	4	3	0	0	4	16	



Mike Wilkinson played in 11 NCAA tournament games in his career, the most of any UW player. He averaged 13.5 points and 6.1 rebounds in those games.

Grant	11	1-3	0-1	0-0	0	3	0	1	0	0	2	
Bethel	2	0-0	0-0	0-0	0	0	0	0	0	0	0	
Collins	19	1-1	1-1	0-0	2	2	0	2	1	0	3	
Simmons	9	1-1	0-0	1-2	1	1	0	0	3	0	3	
team											4	
TOTALS	200	19-50	9-22	9-13	21	25	12	13	5	9	56	
		(.380)	(.409)	(.692)								

UW	MP	FG	3P	FT	R	F	A	T	O	B	S	TP
Tucker	39	9-17	0-2	4-6	1	1	1	3	0	1	22	
Morley	35	3-5	0-0	4-5	8	3	2	2	0	1	10	
Wilkinson	31	5-8	0-0	7-8	5	3	1	5	0	0	17	
Chambliss	30	2-4	2-4	1-2	7	0	1	3	0	0	7	
Hanson	32	2-5	2-4	0-0	3	1	2	0	0	0	6	
Nixon	8	0-0	0-0	0-0	2	0	0	0	0	0	0	
Chappell	6	0-0	0-0	0-0	1	1	0	2	0	0	0	
Helmigk	5	0-1	0-0	2-2	1	1	0	2	0	0	2	
Taylor	11	0-2	0-0	1-2	3	0	0	1	0	0	1	
Butch	3	0-0	0-0	0-0	0	2	0	0	0	0	0	
team											6	
TOTALS	200	21-42	4-10	19-25	35	14	7	18	0	2	65	
		(.500)	(.400)	(.760)								


SCORING BY HALVES

N.C. State	30	26	56
Wisconsin	21	44	65

North Carolina 88 • UW 82

March 25, 2005 • Syracuse, N.Y. • Carrier Dome (30,123)

In an exciting, down-to-the-wire game, Wisconsin fell to No. 1 seed and eventual national champion North Carolina, 88-82, in the Syracuse Regional Final. After trailing most of the first half, UW went on an 11-0 run to go into halftime tied at 44-44. Alando Tucker scored the first five points of the second half to give Wisconsin a 49-44 lead with 17:42 left. UNC then unleashed a 14-0 run to open up a nine-point lead. The Badgers would not go away, though, three times cutting the Tar Heel lead to one point. UW trailed by three after Kammron Taylor hit a 3-pointer with 56 seconds left but North Carolina made 7-of-8 free



Kammron Taylor scored 18 points off the bench in the Badgers' Elite Eight game vs. North Carolina last year.

throws down the stretch to advance to the Final Four. Wisconsin's Alando Tucker and Clayton Hanson were both named to the Syracuse Regional All-Tournament team.

UW	MP	FG	3P	FT	R	F	A	T	O	B	S	TP
Tucker	33	9-17	0-4	7-9	2	4	2	0	0	1	25	
Morley	20	0-1	0-0	0-0	3	3	3	2	0	1	0	
Wilkinson	39	5-11	1-2	0-0	7	4	5	3	0	2	11	
Chambliss	26	3-7	3-6	0-0	3	2	4	2	0	0	9	
Hanson	32	5-8	5-8	0-0	2	0	1	1	0	1	15	
Nixon	6	1-2	0-0	0-0	1	2	0	1	0	0	2	
Helmigk	4	0-1	0-0	0-0	1	0	1	0	0	0	0	
Flowers	5	0-1	0-1	0-0	2	0	0	0	0	0	0	
Taylor	28	6-12	2-3	4-4	3	2	1	2	0	0	18	
Butch	4	0-0	0-0	0-0	1	0	0	0	0	0	0	
Stiemsma	3	1-1	0-0	0-0	0	0	0	0	0	0	2	
team											4	
TOTALS	200	30-61	11-24	11-13	29	17	17	12	0	5	82	
		(.492)	(.458)	(.846)								

UNC	MP	FG	3P	FT	R	F	A	T	O	B	S	TP
J. Williams	21	3-6	0-3	0-0	2	0	1	0	1	0	6	
McCants	31	8-17	3-6	2-4	4	2	4	0	1	0	21	
May	34	13-19	0-0	3-4	12	2	2	1	2	0	29	
Felton	33	5-11	1-5	6-6	5	2	7	3	1	0	17	
Manuel	27	2-2	0-0	0-0	2	3	1	1	0	3	4	
Scott	15	1-1	1-1	0-0	0	1	1	2	0	0	3	
Thomas	2	0-0	0-0	0-0	0	0	1	0	0	0	0	
M. Williams	21	1-6	0-1	4-4	3	2	1	1	0	2	6	
Noel	16	1-2	0-0	0-0	3	3	1	1	0	0	2	
team											2	
TOTALS	200	34-64	5-16	15-18	33	15	19	9	5	5	88	
		(.531)	(.313)	(.833)								

SCORING BY HALVES

Wisconsin	44	38	82
North Carolina	44	44	88

UW in the NIT

UW ALL-TIME NIT RESULTS

RECORD: 3-4
APPEARANCES: 4

1989
1st Round (Madison, Wis.)
Wisconsin 63, New Orleans 61

2nd Round (Madison, Wis.)
Saint Louis 73, Wisconsin 68

1991
1st Round (Madison, Wis.)
Wisconsin 87, Bowling Green 79 OT

2nd Round (Madison, Wis.)
Stanford 80, Wisconsin 72

1993
1st Round (Madison, Wis.)
Rice 77, Wisconsin 73

1996
1st Round (Madison, Wis.)
Wisconsin 55, Manhattan 42

2nd Round (Madison, Wis.)
Illinois State 77, Wisconsin 62

All-Time UW NIT Roster

Auriantal, Hennssy '96	Kilbride, Andy '93
Carl, Adam '93	Kosolcharoen, Michael '96
Carlin, Shawn '96	Locum, Tim '89, '91
Coleman, Booker '96	McDuffie, Otto '93
Daugherty, Sean '89	McGee, Carlton '91
Douglass, Billy '96	Molaski, Tom '89
Ellenson, John '91	Nwachukwu, Osita '96
Ely, Louis '91, '93	Okey, Sam '96
Finley, Michael '93	Peters, Jay '91
Good, Brian '91	Petersen, Jeff '93
Hall, Jeremy '96	Peterson, Mosezell '96
Harrell, Damon '91, '93	Portmann, Kurt '89
Hisle, Larry '91	Schubring, Darin '89
Jackson, Trent '89	Simms, Willie '89, '91
Johnsen, Jason '93	Tompkins, Patrick '91
Johnson, Grant '93	Weaver, Kass '91
Jones, Danny '89	Webster, Tracy '93
Kelley, Brian '93	

Badger NIT Records


Individual

- Points**
31, Willie Simms vs. Bowling Green, 1991
- Field Goals**
12, Willie Simms vs. Bowling Green, 1991
- Field Goal Attempts**
20, Sam Okey vs. Illinois State, 1996
- Field Goal Percentage (min. 10 att.)**
.800 (12-15), Willie Simms vs. Bowling Green, 1991
.800 (8-10), Trent Jackson vs. New Orleans, 1989
- Three-point Field Goals**
4, Tim Locum vs. Bowling Green, 1991
- Three-point Field Goal Attempts**
7, Tim Locum vs. Stanford, 1991
- Three-point Field Goal Pct. (min. 6 att.)**
.429 (3-7), Tim Locum vs. Stanford, 1991
- Free Throws**
8, Willie Simms vs. Stanford, 1991
- Free Throw Attempts**
15, Willie Simms vs. Stanford, 1991
- Free Throw Percentage (min. 10 att.)**
.533 (8-15), Willie Simms vs. Stanford, 1991
- Rebounds**
12, Patrick Tompkins vs. Stanford, 1991
- Assists**
7, Tom Molaski vs. St. Louis, 1989
- Blocks**
5, Sam Okey vs. Manhattan, 1996
- Steals**
4, Hennssy Auriantal vs. Manhattan, 1996

Team

- Points**
87 vs. Bowling Green, 1991
- Field Goals**
29, twice
- Field Goal Attempts**
60 vs. St. Louis, 1989
- Field Goal Percentage**
.644 (29-45) vs. Bowling Green, 1991
- Three-point Field Goals**
7 vs. Stanford, 1991
- Three-point Field Goal Attempts**
18, twice
- Three-point Field Goal Pct. (min. 8 att.)**
.417 (5-12) vs. St. Louis, 1989
- Free Throws**
24 vs. Bowling Green, 1991
- Free Throw Attempts**
35 vs. Bowling Green, 1991
- Free Throw Percentage (min. 12 att.)**
.778 (14-18) vs. New Orleans, 1989
- Rebounds**
36 vs. Manhattan, 1996
- Assists**
24 vs. Bowling Green, 1991
- Blocks**
8 vs. Manhattan, 1996
- Steals**
8 vs. Manhattan, 1996

WISCONSIN HISTORY



Willie Simms set a UW record with 31 points vs. Bowling Green in the first round of the 1991 NIT.

UW in the Big Ten Tournament

1998 (1-1, Quarterfinalist)

March 5
Wisconsin 52, Penn State 51
March 6
Illinois 66, Wisconsin 61

Penn State's Calvin Booth hit a 15-footer to give the Nittany Lions a 51-50 edge with 1:32 remaining, but freshman forward Maurice Linton nailed a nine-foot jumper with 3.7 seconds left to play and the 10th-seeded Badgers advanced with a 52-51 decision.

Wisconsin faced league champion Illinois in the second round and fell behind 26-10 at the half. The resilient Badgers, however, staged an incredible second-half comeback and took a 46-45 lead with 6:14 left to play before Illinois countered with an 11-0 run that finally put the game out of reach.

1999 (1-1, Semifinalist)

March 5
Wisconsin 74, Iowa 60
March 6
Michigan State 56, Wisconsin 41

Wisconsin took on Iowa in a quarterfinal game. After falling behind 25-23 at halftime, the Badgers shot a blistering .737 from the field in the second half and went on to win 74-60.

Just as they had the year before, the Badgers faced the league champion (this time Michigan State) in their second game. The teams played to a 22-22 tie after the first half, but the Badgers, who shot a then-season low .293 from the floor, scored only 19 points in the second half.

2000 (2-1, Semifinalist)

March 9
Wisconsin 51, Northwestern 41
March 10
Wisconsin 78, Purdue 66
March 11
Michigan State 55, Wisconsin 46

Figuring they needed at least one Big Ten tournament win to qualify for the NCAA tournament, the Badgers opened the league tourney with a 51-41 victory over Northwestern in the first round. UW led the Wildcats from start to finish.

Wisconsin then squared off against Purdue in the quarterfinals. The Badgers jumped out to a 10-point lead just two minutes into the game and never trailed.

UW then met Michigan State in the semifinals for the second straight season. Though the Spartans grabbed a 34-21 halftime lead, the Badgers made a run that cut the MSU lead to 49-44 with 5:29 remaining to play. The league-champion Spartans held UW to just two points the rest of the way.

2001 (0-1, Quarterfinalist)

March 9
Indiana 64, Wisconsin 52

The Badgers got off to a nice start in their quarterfinal matchup with Indiana, pulling out to a 28-19 lead with 4:38 left in the first half. Indiana closed to within four points (28-24) at the break.

The Hoosiers then continued their momentum by beginning the second half on a 17-2 run. Wisconsin closed the IU lead to 54-49 with 2:04 remaining, but never again came closer than that.

2002 (0-1, Quarterfinalist)

March 8
Iowa 58, Wisconsin 56

Wisconsin entered the 2002 Big Ten Tournament as the No. 1 seed for the first time in school history after winning a share of the Big Ten regular-season title.

UW held a 26-21 lead at halftime, but Iowa came back to grab a 39-37 lead with 10:14 to play. Though the Badgers led by six with 3:42 left, the Hawkeyes scored 10 of the final 12 points of the game to win.

2003 (0-1, Quarterfinalist)

March 8
Ohio State 58, Wisconsin 50

For the second consecutive season, Wisconsin entered the Big Ten tournament as the No. 1 seed but lost in the quarterfinals. The Badgers fell to No. 8 seed Ohio State, 58-50.

UW struggled from the field for the entire game, connecting on just 18-53 shots (.340), its second-worst shooting performance of the season. Kirk Penney

led Wisconsin with 14 points while Alando Tucker chipped in 13.

2004 (3-0, Champion)

March 12
Wisconsin 66, Minnesota 52
March 13
Wisconsin 68, Michigan State 66
March 14
Wisconsin 70, Illinois 53

The Badgers swept through the 2004 tournament, earning their first conference tourney title.

UW faced Minnesota in the quarterfinals and got a combined 43 points from Devin Harris and Mike Wilkinson to defeat the Gophers 66-52.

Michigan State was up next in the semifinals, the third meeting between the teams in 2004. Harris made a late trey to put UW in front. MSU's Maurice Ager answered with a bucket but Wilkinson put the Badgers ahead for good with two free throws with 49 seconds left.

UW opened the final vs. Illinois on a 16-6 run and never led by less than seven points after that. Harris scored a tournament championship-record 29 points and was named the tourney's most outstanding player. Wilkinson had 53 points in the three games and was named to the all-tournament team.

2005 (2-1, Finalist)

March 11
Wisconsin 60, Ohio State 49
March 12
Wisconsin 59, Iowa 56
March 13
Illinois 54, Wisconsin 43

A first-half 23-4 run for third-seeded UW proved the difference in defeating Ohio State. Zach Morley scored a career-high 23 points.

In the semifinals, Alando Tucker banked in a running 3-pointer as time expired to lift Wisconsin over Iowa. It was Tucker's second game-winner in four games.

In a rematch of 2004's championship game, Illinois held off a late UW charge to claim the title. The Badgers trailed by as many 16 points in the second half and rallied to cut the Fighting Illini lead to five down the stretch, but could get no closer.

UW Big Ten Tournament Records

Wisconsin Individual Highs

Points: 29 by Devin Harris vs. Illinois, 2004
FG: 10 by Devin Harris vs. Illinois, 2004
FG Attempts: 17 by Sean Mason vs. Penn State, 1998
FG Pct. (10 att.): .727 by Zach Morley vs. Ohio State, 2005
3-point FGs: 5 by Devin Harris vs. Michigan State, 2004
3-point FG Attempts: 12 by Devin Harris vs. Michigan St., 2004
3-point FG Pct. (6 att.): .571 (4-7) by Sean Mason vs. Iowa, 1999
FT: 10 by Mark Vershaw vs. Purdue, 2000
FT Attempts: 12 by Mark Vershaw vs. Purdue, 2000
FT Pct. (10 att.): .833 (10-12) by Mark Vershaw vs. Purdue, 2000
Rebounds: 11 by Sean Daugherty vs. Penn State, 1998
Assists: 6 by Mark Vershaw vs. Purdue, 2000
 and by Mike Kelley vs. Michigan State, 2000
Blocked Shots: 4 by Mark Vershaw vs. Northwestern, 2000
Steals: 4, four times, MR: by Mike Wilkinson vs. Illinois, 2004
Minutes: 39 by Travon Davis vs. Iowa, 2002
 and by Mark Vershaw vs. Purdue, 2000

Wisconsin Team Highs

Points: 78 vs. Purdue, 2000
FG: 26 vs. Minnesota, 2004
FG Attempts: 58 vs. Minnesota, 2004 and vs. Michigan State, 1999
FG Pct.: .615 (24-39) vs. Iowa, 1999
3-point FGs: 9 vs. Michigan State, 2004 and vs. Iowa, 1999
3-point FG Attempts: 28 vs. Ohio State, 2003
3-point FG Pct.: .600 (9-15) vs. Iowa, 1999
FT: 24 vs. Purdue, 2000
FT Attempts: 34 vs. Purdue, 2000
FT Pct.: 1.000 (8-8) vs. Illinois, 2005
Rebounds: 41 vs. Ohio State, 2005
Assists: 20 vs. Purdue, 2000
Blocked Shots: 12 vs. Northwestern, 2000
Steals: 13 vs. Minnesota, 2004

Wisconsin Team Lows

Points: 41 vs. Michigan State, 1999
FG: 14 vs. Illinois, 2005
FG Attempts: 39 vs. Iowa, 1999
FG Pct.: .259 (14-54) vs. Illinois, 2005
3-point FGs: 2 vs. Ohio State, 2005 and vs. Penn State, 1998
3-point FG Attempts: 7 vs. Penn State, 1998
3-point FG Pct.: .167 (2-12) vs. Ohio State, 2005
FT: 4 vs. Michigan State, 1999
FT Attempts: 6 vs. Michigan State, 1999
FT Pct.: .500 (6-12) vs. Iowa, 2005 and Ohio State, 2003
Rebounds: 24 vs. Iowa, 2002
Assists: 8 vs. Ohio State, 2005 and Illinois, 2004
Blocked Shots: 0, three times, MR: vs. Minnesota, 2004
Steals: 1 vs. Michigan State, 2004 and vs. Michigan State, 1999

Opponent Individual Highs

Points: 28 by Luke Recker of Iowa, 2002
FG: 11 by Kevin Turner of Illinois, 1998
FG Attempts: 19 by Kevin Turner of Illinois, 1998
FG Pct. (10 att.): .800 (8-10) by Jarrod Gee of Illinois, 1998
3-point FGs: 5 by Sean Connolly of Ohio State, 2003
3-point FG Attempts: 10 by Brian Cardinal of Purdue, 2000
3-point FG Pct. (6 att.): .714 (5-7) by Sean Connolly of Ohio State, 2003
FT: 10 by Jared Jeffries of Indiana, 2001
FT Attempts: 12 by Jared Jeffries of Indiana, 2001
FT Pct. (10 att.): .833 (10-12) by Jared Jeffries of Indiana, 2001
Rebounds: 12 by Roger Powell Jr. of Illinois, 2005
 and by Antonio Smith of Michigan State, 1999
Assists: 11 by Mateen Cleaves of Michigan State, 1999
Blocked Shots: 4 by Calvin Booth of Penn State, 1998
Steals: 5 by Luke Recker of Iowa, 2002
Minutes: 40, three times, MR: Brent Darby of Ohio State, 2003

Opponent Team Highs

Points: 66, three times, MR: by Michigan State, 2004
FG: 26 by Michigan State, 2004 and by Illinois, 1998
FG Attempts: 61 by Ohio State, 2005
FG Pct.: .542 (26-48) by Michigan State, 2004 and by Illinois, 1998
3-point FGs: 7 by Illinois, 2005
3-point FG Attempts: 22 by Illinois, 2005
3-point FG Pct.: .556 (5-9) by Ohio State, 2003
FT: 26 by Indiana, 2001
FT Attempts: 35 by Indiana, 2001
FT Pct.: .833 (5-6) by Ohio State, 2005
 and .833 (10-12) by Michigan State, 1999
Rebounds: 40 by Illinois, 2005
Assists: 17 by Purdue, 2000
 and by Penn State and Illinois, 1998
Blocked Shots: 6 by Illinois and Iowa, 2005
Steals: 13 by Iowa, 2002

Opponent Team Lows

Points: 41 by Northwestern, 2000
FG: 15 by Northwestern, 2000
FG Attempts: 41 by Indiana, 2001
FG Pct.: .300 (15-50) by Northwestern, 2000
3-point FGs: 0 by Indiana, 2001
3-point FG Attempts: 6 by Indiana, 2001
3-point FG Pct.: .000 (0-6) by Indiana, 2001
FT: 3 by Minnesota, 2004
FT Attempts: 5 by Minnesota, 2004
FT Pct.: .500 (6-12) by Iowa, 1999
Rebounds: 25 by Michigan State, 2004
Assists: 7 by Iowa, 2002
Blocked Shots: 1 by Ohio State, 2005 and by Iowa, 1999
Steals: 2, three times, MR: vs. Iowa, 2005

UW and the Associated Press Poll

UW IN THE WEEKLY A.P. POLL

1949-50

Jan. 515	Nov. 2723
Jan. 2415	Dec. 417
Jan. 3117	Dec. 1116
March 716	Dec. 1816
		Dec. 2513
		Jan. 112

1953-54

Dec. 2218	Jan. 817
		Jan. 1519
		Jan. 2215
		Jan. 2910

1962-63

Preseason10	Feb. 516
Dec. 46	Feb. 1219
Dec. 117	Feb. 1919
		Feb. 2622
		March 523
		March 1225

1973-74

Jan. 217		
Jan. 8T13		
Jan. 1519		
Jan. 2217		
Jan. 2916		

1975-76

Jan. 2018		
---------	---------	--	--

1993-94

Nov. 2225		
Nov. 2924		
Dec. 619		
Dec. 1318		
Dec. 2017		
Dec. 2717		
Jan. 315		
Jan. 1012		
Jan. 1714		
Jan. 2416		
Jan. 3116		
Feb. 721		
Feb. 1424		

1994-95

Preseason17		
Nov. 2115		
Nov. 2813		
Dec. 514		
Dec. 1220		
Dec. 1920		
Dec. 2619		

1998-99

Dec. 1323		
Dec. 2020		
Dec. 2719		
Jan. 324		
Jan. 1017		
Jan. 1715		
Jan. 2412		
Jan. 3111		
Feb. 715		
Feb. 1413		
Feb. 2116		
Feb. 2819		
March 718		

2000-01*

Preseason19		
Nov. 1319		
Nov. 2018		

*Badgers ranked every week of the poll.

2002-03

Nov. 2525		
Dec. 223		
March 324		
March 1018		
March 1721		

2003-04*

Preseason15		
Nov. 1715		
Nov. 2415		
Dec. 115		
Dec. 823		
Dec. 1522		
Dec. 2219		
Dec. 2918		
Jan. 521		
Jan. 1219		
Jan. 1921		
Jan. 2617		
Feb. 214		
Feb. 917		
Feb. 1612		
Feb. 2322		
March 117		
March 810		
March 1510		

2004-05

Preseason21		
Nov. 2220		
Nov. 2925		
Dec. 624		
Jan. 1724		
Jan. 2418		
Jan. 3119		
Feb. 720		
Feb. 1420		
Feb. 2120		
Feb. 2823		
March 723		
March 1420		

UW Opponents Ranked by the Associated Press

Following is a listing of all games Wisconsin has played against teams ranked nationally by the Associated Press

1948-49

F 5	Illinois4	...L	..54-61
M 5	Minnesota5	...W	..45-43

1949-50

J 7	at Indiana5	...L	..59-61
J 16	Minnesota11	...W	..57-54
F 4	at Ohio State	..7	...L	..47-61

1950-51

J 1	Illinois20	...L	..69-71*
F 10	at Illinois16	...L	..52-63
M 5	at Indiana7	...L	..58-68

1951-52

D 17	St. Louis4	...W	..55-54
J 7	at Illinois2	...L	..49-53
M 3	at Iowa7	...W	..78-75
M 8	Illinois2	...W	..58-48

1952-53

J 5	at Minnesota	..9	...L	..53-64
J 10	at Illinois4	...L	..61-71
J 12	Minnesota19	...W	..76-74
F 7	Illinois6	...L	..61-65
F 9	at Indiana2	...L	..48-66
F 16	Indiana2	...L	..70-72

1953-54

D 19	at LSU5	...W	..82-66
J 4	at Indiana3	...L	..67-70
J 16	Indiana3	...L	..74-90
F 15	Minnesota12	...L	..68-78

1954-55

J 1	at Illinois6	...W	..79-64
J 3	Iowa19	...L	..69-86
F 19	Illinois14	...L	..71-99
F 21	Minnesota8	...L	..69-71
M 5	Minnesota6	...W	..78-72

1955-56

J 9	at Illinois8	...L	..77-96
J 14	at Ohio State	..7	...L	..98-100**

1956-57

D 22	at Kansas1	...L	..62-83
J 12	Illinois10	...L	..63-79

1957-58

None

1958-59

F 2	Michigan St.	..7	...L	..57-88
M 2	at Michigan St.	..6	...L	..73-93

1959-60

F 8	Ohio State4	...L	..69-106
F 27	at Ohio State	..2	...L	..68-93

1960-61

D 17	at Bradley2	...L	..66-88
J 9	Iowa6	...L	..68-76
J 30	Ohio State1	...L	..68-100
F 13	at Iowa9	...L	..61-63
F 25	at Ohio State	..1	...L	..74-97

1961-62

D 30	Cincinnati2	...L	..71-101\$
M 3	Ohio State1	...W	..86-67

1962-63

F 11	Illinois4	...W	..84-77
F 23	at Illinois6	...L	..77-89

1963-64

D 14	at Cincinnati	..6	...L	..60-65
D 20	at Kentucky	..2	...L	..85-108
J 4	Ohio State8	...L	..85-101
F 22	Michigan2	...L	..59-103

1964-65

F 16	Minnesota9	...L	..91-101
F 20	at Indiana7	...L	..87-101
M 2	at Michigan	..1	...L	..75-98

1965-66

J 8	Iowa7	...W	..69-68
F 12	at Michigan	..10	...L	..102-120

1966-67

D 3	Cincinnati	..PS 10	...L	..70-77*
D 28	at UCLA1	...L	..56-100@

1967-68

None

1968-69

D 3	Kansas4	...W	..67-62
D 11	at Notre Dame	..7	...L	..56-57
D 31	Kentucky3	...W	..69-65+
J 11	at Ohio State	..16	...L	..69-84
J 28	Marquette16	...W	..56-50
F 1	at Illinois7	...L	..73-86
F 8	Ohio State12	...W	..77-73
F 15	at Purdue8	...L	..69-87

1969-70

J 27	at Marquette	..7	...L	..51-60
J 31	Ohio13	...W	..72-69
F 3	at Illinois14	...W	..66-65
F 10	at Iowa14	...L	..100-119

1970-71

D 30 at Marquette ...3 ...L ...69-72
 F 2 Marquette1 ...L ...75-89
 F 16 Ohio State ...20 ...L ...71-79
 M 2 IndianaT18 ...W ...94-87**

1971-72

D 27 Marshall17 ...L ...83-85=
 J 3 at Marquette ...2 ...L ...60-72
 J 15 at Indiana ...17 ...W ...66-64*
 J 18 Minnesota ...17 ...L ...59-65
 F 5 at Ohio State ...9 ...L ...69-79

1972-73

N 25 at UCLA ...PS 1 ...L ...53-94
 D 4 at Oral Roberts 12 ...L ...76-90
 D 30 at Marquette ...3 ...L ...73-75**
 J 6 Indiana20 ...L ...64-78
 J 13 at Minnesota ...8 ...L ...54-78
 J 22 at Purdue ...20 ...L ...59-66
 J 29 Minnesota ...9 ...L ...64-81
 F 6 Marquette7 ...L ...58-64
 F 24 at Indiana ...10 ...L ...55-57
 F 26 Purdue20 ...W ...71-63

1973-74

D 29 at Marquette ...6 ...L ...48-49*
 J 12 at Indiana ...T13 ...L ...51-52
 J 28 at Michigan ...20 ...L ...75-83
 F 5 at Marquette ...6 ...L ...58-59
 F 11 Indiana12 ...L ...63-81
 F 25 Michigan ...17 ...L ...74-79

1974-75

J 20 Indiana1 ...L ...69-89
 F 4 Marquette ...11 ...L ...63-69
 F 17 at Indiana1 ...L ...58-93

1975-76

D 16 at Marquette ...7 ...L ...54-78
 D 30 at Marquette ...4 ...L ...66-82=
 J 8 Michigan ...16 ...L ...81-106
 J 31 at Indiana ...1 ...L ...61-114
 F 2 at Michigan ...16 ...L ...86-107
 F 26 Indiana1 ...L ...67-96

1976-77

N 27 at Kentucky ...6 ...L ...64-72
 D 28 at Marquette ...12 ...L ...57-64=
 J 8 at Michigan ...6 ...L ...63-66
 J 22 at Minnesota ...13 ...W ...64-82%
 J 24 at Purdue ...18 ...L ...71-81
 J 27 Michigan7 ...L ...64-69
 F 21 Marquette ...19 ...L ...58-73
 M 3 Minnesota ...9 ...W ...61-64%

1977-78

D 9 at Providence .14 ...L ...62-73
 J 7 at Michigan St.12 ...L ...63-74
 F 14 at Marquette ...1 ...L ...64-75
 M 2 Michigan St. ...6 ...L ...75-89

1978-79

D 23 Marquette16 ...W ...65-52

D 28 at Louisville ..16 ...L ...53-70\$
 J 4 at Michigan St. .1 ...L ...55-64
 J 18 Illinois8 ...L ...74-81
 F 1 Iowa15 ...L ...64-70
 F 10 at Iowa14 ...L ...65-79
 M 3 Michigan St. ...4 ...W ...83-81

1979-80

D 5 at DePaul10 ...L ...77-90
 J 5 Indiana11 ...W ...52-50
 J 12 at Iowa12 ...L ...65-66
 J 24 Purdue14 ...L ...60-73*
 J 26 at Ohio State .4 ...W ...72-71
 F 2 Ohio State6 ...W ...70-67
 F 16 at Purdue ...15 ...L ...61-69
 F 28 at Indiana ...13 ...L ...52-61

1980-81

J 8 at Minnesota .19 ...L ...60-76
 J 15 Iowa14 ...L ...66-76
 J 24 at Illinois ...15 ...W ...54-45
 J 31 Michigan ...17 ...L ...67-74
 F 5 at Indiana ...17 ...L ...64-89
 F 7 at Michigan .14 ...L ...64-71
 F 12 Illinois17 ...L ...65-84
 F 14 Indiana20 ...L ...52-59
 F 28 at Iowa8 ...L ...75-96

1981-82

J 16 Iowa5 ...L ...62-78
 J 21 Minnesota ...5 ...L ...57-78
 F 11 at Minnesota .9 ...L ...60-71
 F 18 at Indiana ...20 ...L ...57-88
 F 25 at Iowa11 ...L ...55-79

1982-83

D 28 Georgetown ..10 ...L ...43-71++
 J 6 Purdue20 ...L ...64-80
 J 22 Iowa10 ...W ...65-62
 J 29 Minnesota ...16 ...L ...58-65
 F 3 at Indiana ...6 ...L ...73-83
 F 12 Indiana4 ...L ...56-75
 F 24 at Iowa17 ...L ...63-93

1983-84

J 7 Illinois14 ...L ...62-63*
 M 6 Purdue11 ...L ...48-61
 M 10 at Illinois7 ...L ...57-81

1984-85

J 12 at Indiana ...11 ...L ...68-90
 J 17 Illinois11 ...L ...67-78
 F 2 Michigan ...10 ...L ...81-94
 F 16 at Illinois ...17 ...L ...49-68
 F 20 Iowa14 ...W ...54-53
 F 28 at Michigan ...3 ...L ...68-88

1985-86

J 19 at Purdue ...19 ...L ...73-100
 F 1 at Michigan ...9 ...L ...64-91
 F 6 at Indiana ...18 ...L ...69-78
 F 26 Michigan ...10 ...L ...74-97
 M 2 Michigan St. .17 ...L ...71-84

1986-87

D 30 Pittsburgh ...17 ...L ...82-98\$\$
 J 5 at Iowa2 ...L ...63-78
 J 8 Illinois12 ...L ...66-68
 J 10 Purdue6 ...L ...48-57
 J 15 at Indiana ...4 ...L ...65-103
 F 5 at Purdue7 ...L ...62-70
 F 7 at Illinois ...14 ...L ...74-99
 F 16 Indiana2 ...L ...85-86***
 M 8 Iowa6 ...L ...71-81

1987-88

D 28 at UNLV15 ...L 65-102##
 J 14 at Indiana ...15 ...L ...53-55
 J 16 Illinois20 ...L ...65-80
 J 21 at Michigan ...7 ...L ...54-65
 J 25 Iowa16 ...L ...89-104
 F 3 at Purdue6 ...L ...62-86
 F 3 Michigan ...12 ...L ...67-80
 M 3 Purdue2 ...L ...56-84
 M 10 at Iowa15 ...L ...70-103

1988-89

J 7 at Ohio State .14 ...L ...70-73
 J 12 at Illinois2 ...L ...80-103
 J 19 Indiana19 ...L ...58-61*
 J 21 Michigan6 ...W ...71-68
 J 26 at Iowa12 ...L ...70-78
 F 11 Iowa8 ...W ...65-54
 F 18 Illinois5 ...W ...72-52
 F 25 at Michigan .13 ...L ...70-92
 M 9 at Indiana6 ...L ...64-75

1989-90

J 4 at Illinois4 ...L ...59-73
 J 17 Purdue24 ...L ...54-56
 J 22 Minnesota ...21 ...W ...77-75
 J 25 Illinois10 ...L ...63-66
 F 1 at Indiana ...22 ...L ...61-85
 F 3 Michigan4 ...L ...63-77
 F 8 at Michigan St.23 ...L ...57-60
 F 17 at Purdue ...12 ...L ...55-62
 F 22 at Minnesota .18 ...L ...67-68
 M 8 at Michigan .13 ...L ...64-94

1990-91

J 12 at Ohio State .4 ...L ...60-92
 J 17 Iowa24 ...W ...91-79
 J 30 at Indiana ...4 ...L ...57-73
 F 9 Michigan St. .25 ...W ...84-78**
 F 14 Ohio State ...2 ...L ...71-73
 M 2 Indiana5 ...L ...61-74

1991-92

J 11 Indiana10 ...L ...63-79
 J 25 at Michigan .16 ...L ...83-98
 F 5 at Ohio State .8 ...L ...72-86
 F 8 Michigan St. .11 ...L ...64-79
 F 12 at Michigan St.12 ...L ...61-76
 F 15 Ohio State ...8 ...L ...63-67
 F 26 Michigan ...17 ...W ...96-78
 M 12 at Indiana ...4 ...L ...41-66

1992-93

J 9 Michigan3L . . .73-98
 J 13 at Purdue17L . . .60-76
 J 16 Minnesota19W . . .79-70
 J 20 Ohio State24W . . .76-67
 J 23 at Michigan St.21W . . .67-66
 F 10 at Michigan4L . . .66-85
 F 13 Purdue18L . . .87-90**
 M 10 at Iowa17L . . .65-91
 M 14 Indiana2L . . .80-87

1993-94

J 2 Marquette24W . . .71-52
 J 12 at Minnesota18L . . .53-90
 J 15 Purdue9W . . .75-69
 J 29 at Michigan15L . . .75-79
 F 12 Minnesota23L . . .78-109
 F 16 at Purdue9L . . .64-67
 M 2 Michigan3W . . .71-58
 M 12 at Indiana18L . . .65-78
 M 17 Cincinnati25W . . .80-72!
 M 19 Missouri5L . . .96-109!

1994-95

J 4 Michigan St.14L . . .64-78
 J 7 at Indiana21L . . .70-73
 F 26 at Purdue21L . . .56-66
 M 11 at Michigan St.9L . . .72-97

1995-96

N 20 Villanova3L . . .58-66!!
 N 21 UCLA4L . . .57-68!!
 J 3 Michigan21W . . .51-46



Travon Davis had eight points, four assists and no turnovers in the Badgers' win over seventh-ranked Illinois on Jan. 5, 2002, Bo Ryan's first win over a top-10 team as UW head coach.

J 13 Iowa11W . . .80-71
 F 7 Purdue14L . . .42-75
 F 28 at Iowa20L . . .54-69
 M 6 Penn State16W . . .54-52

1996-97

J 2 at Minnesota15L . . .48-65
 J 4 Indiana12W . . .71-58
 F 6 Michigan13W . . .58-53
 F 12 Illinois20W . . .62-45
 M 5 at Indiana25L . . .66-70
 M 8 Minnesota2W . . .66-65

1997-98

N 18 Illinois St.24W . . .80-66
 N 29 Oklahoma18W . . .75-64#
 D 6 Temple20L . . .49-59
 D 31 Michigan18L . . .63-76
 J 31 at Purdue10L . . .59-82
 F 3 Iowa24L . . .76-79
 F 21 Michigan St.14L . . .47-56
 F 28 at Michigan21L . . .70-76
 M 6 Illinois18L . . .61-66%%

1998-99

D 9 at Temple16W . . .63-56
 J 6 Michigan St.12W . . .66-51
 J 10 Purdue9W . . .61-56
 J 23 at Iowa14W . . .72-52
 J 30 Minnesota19W . . .61-50
 F 3 at Indiana21L . . .60-71
 F 21 at Michigan St.4L . . .51-56
 F 24 at Ohio State10L . . .54-63
 M 5 Iowa20W . . .74-50%%
 M 6 Michigan St.2L . . .41-56%%

1999-2000

N 13 at Syracuse17L . . .49-68
 D 7 Texas10W . . .61-45
 D 29 Temple17W . . .62-44
 J 5 at Indiana10L . . .67-71
 J 8 Illinois19W . . .63-59
 J 13 Ohio State17L . . .51-53
 F 2 at Ohio State5L . . .48-51
 F 12 Michigan St.6L . . .44-61
 F 19 at Michigan St.6L . . .54-59
 M 5 Indiana14W . . .56-53
 M 10 Purdue22W . . .78-66%%
 M 11 Michigan St.5L . . .46-55%%
 M 18 Arizona4W . . .66-59!
 M 23 LSU10W . . .61-48!
 M 25 Purdue25W . . .64-60!
 A 1 Michigan St.2L . . .41-53!

2000-01

N 21 at Tennessee9L . . .56-66
 N 29 vs. Maryland13W . . .78-75*\$\$\$
 J 13 at Michigan St.3L . . .59-69*
 J 16 Iowa14W . . .67-54
 F 13 at Illinois4L . . .67-68
 F 27 Michigan St.3L . . .47-51

2001-02

D 22 Marquette14W . . .86-73
 J 2 at Iowa9L . . .57-69
 J 5 Illinois7W . . .72-66
 J12 at Michigan St.25W . . .64-63
 J 23 at Illinois9L . . .48-80
 F 6 Ohio State16W . . .94-92*
 F 13 at Indiana22W . . .64-63
 M 17 vs. Maryland4L . . .57-87!

2002-03

D 14 at Marquette16L . . .54-63
 J 11 at Illinois10L . . .63-69
 F 5 at Purdue24L . . .60-78
 M 5 Illinois14W . . .60-59
 M 27 vs. Kentucky1L . . .57-63!

2003-04

D 20 Marquette23W . . .63-59
 M 14 vs. Illinois12W . . .70-53%%
 M 21 vs. Pittsburgh9L . . .55-59!

2004-05

N 30 Maryland12W . . .69-64
 D 29 Alabama18W . . .76-62
 J 16 Michigan St.15W . . .62-59
 J 25 Illinois1L . . .65-75
 F 12 at Illinois1L . . .59-70
 F 24 at Michigan St.10L . . .64-77
 M 13 vs. Illinois1L . . .43-54%%
 M 20 vs. N. Carolina2L . . .82-88!

*overtime

**double overtime

***triple overtime

%forfeit wins

&ECAC Holiday Festival

#Big Island Invitational

@Los Angeles Classic

+at Chicago Stadium

=Milwaukee Classic

!!Maui Invitational

\$Holiday Classic, Louisville, Ky.

++Winston Tire Classic, Los Angeles

\$\$Rainbow Classic, Honolulu

##Rebel Classic, Las Vegas


!NCAA Tournament

%%Big Ten Tournament

\$\$\$ACC-Big Ten Challenge, Milwaukee

Overtime Games

Year	Opponent (#OT)	W/L	Score
1912	at Minnesota	W	29-26
1914	Purdue	W	25-20
1915	at Purdue	W	28-24
1916	at Iowa	W	36-31
1917	at Northwestern	W	29-21
1919	at Camp Grant	W	16-15
1920	Ripon	W	19-16
1922	Michigan	W	18-16
1924	DePauw (3)	T	25-25
1926	Michigan	L	23-24
1927	at Chicago	W	33-30
1930	at Indiana	W	23-21
1932	Maryland	W	32-30
	at Northwestern	L	30-31
1933	at Indiana	W	38-37
	Indiana	L	28-29
1935	Michigan State	W	23-21
	Indiana	W	37-27
1936	at Chicago	W	38-36
1937	Ohio State	W	35-33
1939	Purdue	W	32-30
1940	Purdue	L	45-48
1941	Purdue	W	48-42
	at Northwestern	W	48-46
1943	at Notre Dame	L	59-61
1944	Illinois	L	43-45
	Northwestern (2)	W	50-47
	Purdue	L	50-52
1947	Notre Dame	W	53-49
1949	Marquette	W	67-63
1950	at Iowa	W	66-62
1951	at St. Louis	L	48-53
	Illinois	L	69-71
1954	at Tulane	L	55-57
	Illinois	L	64-70
1956	at Ohio State (2)	L	98-100
1957	South Dakota	L	56-58
1960	at Michigan	W	88-82
1961	at Portland	L	71-79
1963	at Michigan State	W	92-89
1964	vs. Princeton	L	87-90
	Indiana (2)	L	80-82
1965	Northwestern	W	93-87
1966	at Ohio State	L	81-87
1967	Cincinnati	L	70-77
	Ohio State	L	84-90
	at Iowa (3)	W	96-95
	Iowa	L	87-90
1971	Indiana (2)	W	94-87
1972	at Indiana	W	66-64
	Indiana	L	76-84
1973	at Marquette (2)	L	73-75
	at Michigan State	L	78-79
1974	at Marquette	L	48-49
	at Minnesota	L	63-64
1975	vs. Georgia	L	89-91
	at Michigan	L	74-75
	Iowa	W	86-85
1976	Ohio State	W	82-81
1977	Michigan State (3)	W	87-83
	at Ohio State	L	80-82
	Iowa (2)	L	93-94
1978	Northern Illinois	W	74-73
1979	Indiana	L	62-68
1980	vs. Nebraska	L	82-83
	at Minnesota	L	76-82
	Purdue	L	60-73
	Michigan	L	69-73
1981	UW-Green Bay (2)	W	68-66
	Minnesota	W	60-58
1984	Nebraska (2)	L	69-71
	Illinois	L	62-63
	at Northwestern	W	61-60
1987	Indiana (3)	L	85-86
1988	Michigan State (2)	W	78-72
1989	Indiana	L	58-61
	Michigan State	W	69-64
1990	at Marquette	W	63-58
	Iowa	W	73-69
1991	at Oregon	W	72-70
	at Butler (2)	L	88-94



Clayton Hanson scored 13 points, including five in the final 43 seconds of overtime, to help Wisconsin defeat Michigan State 68-64 in overtime on March 2, 2004 in East Lansing.

	Michigan	L	68-69
	Michigan State (2)	W	84-78
	Bowling Green	W	87-79
1992	SE Missouri State	W	82-71
1993	Purdue (2)	L	87-90
1996	Temple	W	57-54
	Minnesota	W	73-65
1997	at Temple	W	64-57
1998	Toledo	W	73-68
	Illinois	L	47-53
1999	Ohio State	L	74-78
2001	vs. Maryland	W	78-75
	South Florida	W	63-61
	at Michigan State	L	59-69
2002	Temple (2)	L	67-70
	Ohio State	W	94-92
2004	at Maryland	L	67-73
	at Michigan State	W	68-64

Overtime Record: 51-45-1 (.531)


Double Overtime: 5-8 (.385)

Triple Overtime: 2-1-1 (.625)

Home: 31-26-1 (.543)

Away: 20-19 (.513)

Most Frequent Opp.: Indiana (11), 5-6 (.455)



Mike Kelley led Wisconsin to a 78-75 overtime win over Maryland on Nov. 29, 2000. Three of the Badgers' six meetings with Maryland have gone into overtime.

Comeback Wins

Since 1945, Wisconsin has recorded 36 victories in games in which it has erased a double-figure, second-half deficit.

Date	Opponent	Largest Deficit (Time)	Final Score
2/8/47	Minnesota	12 points (early 2nd half)	60-51
2/9/48	Michigan St.	10 points (halftime)	51-39
12/4/48	Marquette	18 points (17:58)	67-63*
1/16/50	Minnesota	10 points (15:15)	57-54
3/3/56	Northwestern	14 points (19:52)	76-70
12/12/59	Loyola (Ill.)	10 points (19:10 and 18:24)	85-67
2/8/64	Purdue	10 points (16:11, 15:20, 14:25 and 13:53)	81-80
12/16/67	at Marquette	10 points (18:18)	70-62
2/10/68	Indiana	10 points (14:33)	95-83
2/3/70	at Illinois	12 points (15:43 and 15:16)	66-65
1/5/76	Ohio State	18 points (halftime) <i>(OSU's biggest lead was 47-25 with 3:38 left in first half)</i>	82-81*
1/20/77	Northwestern	11 points (16:37)	61-60
1/13/79	Michigan	12 points (halftime and 18:48)	77-66
2/2/80	Ohio State	13 points (13:47)	70-67
1/26/80	at Ohio State	11 points (18:09)	72-71
11/29/82	Toledo	17 points (19:34 and 19:00)	79-71
12/1/84	Washington St.	10 points (halftime)	61-59
1/4/89	Minnesota	14 points (11:10)	75-67
2/16/91	at Iowa	13 points (5:47)	56-55
1/23/93	at Michigan St.	12 points (13:09, 12:31 and 11:56)	67-66
12/5/95	at Wright St.	12 points (16:55 and 16:11)	94-91
1/3/96	Michigan	12 points (19:50)	51-46
1/24/96	Minnesota	11 points (halftime)	73-65*
12/4/96	at Temple	10 points (18:35)	64-57*
2/19/97	at Penn State	14 points (16:10)	49-45
2/26/97	Iowa	11 points (14:38)	49-48
11/21/98	Virginia	10 points (18:14)	66-56
11/28/98	at Rhode Island	10 points (18:03 and 10:47)	65-59
1/8/00	Illinois	15 points (halftime and 18:47)	63-59
2/23/00	at Iowa	13 points (17:06)	54-45
3/5/00	Indiana	12 points (11:26 and 10:43)	56-53
1/12/02	at Michigan St.	10 points (15:34)	64-63
2/16/02	at Minnesota	13 points (13:09)	67-62
3/22/03	vs. Tulsa	13 points (3:36)	61-60
3/19/04	vs. Richmond	13 points (13:16)	76-64
2/9/05	Iowa	13 points (12:44)	72-69

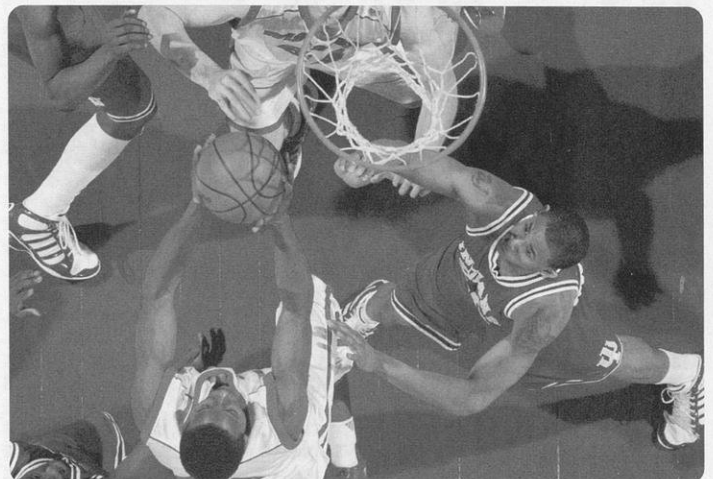
*overtime

BADGER BUZZER BEATERS

Since 1945, buzzer-beating baskets (last second or as time ran out) have been made 14 times by Wisconsin players. Twelve of those occasions resulted in Badger victories, while two others sent games into overtime.

Date	Opponent (Play description)	Score
12/4/48	Marquette (Dale Bowers FT with 0:00 left sent game into OT)	67-63*
2/13/50	at Iowa (Don Page made two FTs to send game into OT)	66-62*
2/24/79	at Northwestern (Claude Gregory 40-footer at buzzer)	72-70
3/3/79	Michigan State (Wes Matthews 50-footer at buzzer)	83-81
2/27/82	at Northwestern (Brad Sellers tip-in with 0:01 left)	61-60
1/22/90	Minnesota (Patrick Tompkins lay-in at buzzer)	77-75
11/24/90	at Oregon (Jay Peters 23-foot 3-pointer with 0:01 left)	72-70*
2/16/91	at Iowa (Brian Good 3-pointer at buzzer)	56-55
3/6/96	Penn State (Sean Daugherty 16-footer at buzzer)	54-52
2/5/00	at Minnesota (Roy Boone 10-foot jumper)	66-64
3/5/03	Illinois (Devin Harris FT with 0:00.4 left)	60-59
3/22/03	vs. Tulsa (Freddie Owens 3-pointer with one second left)	61-60
3/1/05	Indiana (Alando Tucker put-back as time expired)	62-60
3/12/05	vs. Iowa (Alando Tucker banks in a 3-pointer as time expired)	59-56

*overtime



Alando Tucker scored on a putback of Mike Wilkinson's miss to give UW a 62-60 win over Indiana on March, 1 2005. Eleven days later, Tucker hit a running 3-pointer at the buzzer to give Wisconsin a 59-56 win over Iowa in the Big Ten tournament.

The Last Time

Wisconsin Team

UW ranked in A.P. top 25: 20th (3/14/05)
 UW ranked in coaches' top 25: 10th (4/5/05)
 Played A.P. No. 1-ranked opponent: Lost to Illinois 54-43
 (3/13/05)
 Defeated A.P. No. 1-ranked opponent: Ohio State 86-67
 (3/3/62)
 Played A.P. No. 2-ranked opponent: Lost to North Carolina 88-82
 (3/27/05)
 Defeated opponent ranked 3-10 by A.P.: No. 7 Illinois 72-66
 (1/5/02)
 Defeated opponent ranked 11-25 by A.P.: No. 15 Michigan State
 62-59 (1/16/05)
 Defeated A.P. top-25 opponent on the road: at No. 22 Indiana
 64-63 (2/13/02)

Wisconsin Individuals

Had a triple-double: never
 Had a double-double: Mike Wilkinson (28,15) at Michigan
 (1/22/05)
 Four players scored in double figures: vs. N. Carolina (3/27/05)
 Five players scored in double figures: vs. Northwestern (2/2/05)
 Six players scored in double figures: vs. Eastern Illinois
 (12/28/95)
 No Badger scored in double figures: vs. Illinois (3/13/05)
 One Badger scored in double figures: at Illinois (2/12/05)
 Scored 30-39 points: 33, Devin Harris vs. Ohio State (2/14/04)
 Scored 40 or more points: 42, Michael Finley at
 Eastern Michigan (12/10/94)
 Two or more Badgers scored 30 points, same game: Joe Franklin
 (31) and Chuck Nagle (30) vs. Purdue (3/2/68) — only
 other time this happened in school history was Jack Brens
 (31) and Ken Siebel (31) vs. Utah (12/28/62)
 Two or more Badgers scored 20 points, same game: Kammron
 Taylor (26) and Mike Wilkinson (20) vs. Iowa (2/9/05)
 Perfect at the FT line (10 att.): 12-12, Sean Mason at Penn State
 (2/14/98)
 Had 15-19 rebounds: 15, Mike Wilkinson vs. Michigan (1/22/05)
 Had 20-29 rebounds: 25, Joe Chernelich vs. St. Mary's (12/2/76)
 Had 30 or more rebounds: 30, Paul Morrow vs. Purdue (1/3/53)
 Had 10 or more assists: 12, Mike Kelley vs. Maryland (11/29/00)
 Had 5-9 steals: 5, Devin Harris at Ohio State (1/28/04)
 Had 10 or more steals: 10, Mike Kelley vs. Texas (12/7/99)
 Had 5-8 blocked shots: 5, Mike Wilkinson vs. Indiana (1/6/04)
 Had 9 or more blocked shots: 9, Brad Sellers vs. Toledo (11/29/82)

Wisconsin Team Field Goal Shooting

Shot 50-59 percent: .500 vs. N.C. State (3/25/05)
 Shot 60-69 percent: .636 at Purdue (1/5/05)
 Shot 70 percent or better: .744 vs. Army (12/30/79)
 Made 30-39 field goals: 30 vs. North Carolina (3/27/05)
 Made 40-49 field goals: 42 vs. Iowa (3/9/94)
 Made 50 or more field goals: never
 Attempted 60-69 field goals: 61 vs. North Carolina (3/27/05)
 Attempted 70-79 field goals: 76 vs. Western Carolina (12/27/04)
 Attempted 80-89 field goals: 83 vs. Northwestern (1/28/95)
 Attempted 100 or more field goals: 102 vs. South Dakota
 (12/9/72)

Wisconsin Team 3-Point Field Goal Shooting

Shot 40-49 percent (min. 8 att.): .458 vs. N. Carolina (3/27/05)
 Shot 50-59 percent (min. 8 att.): .533 vs. Ohio State (2/27/05)
 Shot 60-69 percent (min. 8 att.): .636 at Purdue (1/5/05)
 Shot 70-79 percent (min. 8 att.): .706 vs. Michigan (2/16/00)
 Shot 80-89 percent (min. 8 att.): .889 vs. N. Dakota State
 (12/10/86)
 Shot 90 percent or better (min. 8 att.): .900 at Illinois (1/25/97)
 Made 10-14 3-point field goals: 11 vs. North Carolina (3/27/05)
 Made 15 or more 3-point field goals: 15 vs. Missouri (3/19/94)
 Attempted 20-29 3-point field goals: 24 vs. North Carolina
 (3/27/05)
 Attempted 30-39 3-point field goals: 30 vs. Maryland (11/29/00)
 Attempted 40 or more 3-point field goals: 40 vs. Temple
 (12/3/01)

Wisconsin Free Throw Shooting

Shot 80-89 percent (min. 12 att.): .846 vs. North Carolina
 (3/27/05)
 Shot 90-99 percent (min. 12 att.): .917 vs. Iowa (3/8/02)
 Shot 100 percent (min. 12 att.): 12-12 vs. Marquette (12/4/90)
 Made 20-29 free throws: 22 vs. Bucknell (3/20/05)
 Made 30-39 free throws: 32 vs. Ohio State (2/14/04)
 Made 40 or more free throws: 40 vs. Minnesota (1/12/53)
 Attempted 30-39 free throws: 35 vs. Iowa (2/9/05)
 Attempted 40-49 free throws: 41 vs. Eastern Illinois (11/25/03)
 Attempted 50-59 free throws: 50 at Indiana (2/12/62)
 Attempted 60 or more free throws: 61 at Michigan (2/21/53)

Wisconsin Scoring

Scored 80-89 points: 82 vs. North Carolina (3/27/05)
 Scored 90-99 points: 91 vs. UNLV (12/7/02)
 Scored 100 or more points: 105 vs. Eastern Illinois (12/28/95)

Wisconsin Rebounds

Had 40-49 rebounds: 41 vs. Ohio State (3/11/05)
 Had 50-59 rebounds: 53 vs. Western Carolina (12/27/04)

Wisconsin Assists

Had 20-29 assists: 20 vs. Michigan (2/16/05)
 Had 30 or more assists: 30 vs. Iowa (3/9/94)

Wisconsin Blocked Shots

Had at least 10 blocked shots: 12 vs. Northwestern (3/9/00)

Wisconsin Steals

Had 10-14 steals: 10 vs. Northwestern (2/2/05)
 Had 15 or more steals: 16 vs. New Hampshire (12/11/02)

All-Time Results

1898-99

Record: 0-3
 Coach: Dr. J.C. Elsom
 J 21 UW-Milw. AlumniL15-25
 F 18 LawrenceL18-20
 M 4 UW-Milw. AlumniL10-13

1899-1900

Record: 1-1
 Coach: Dr. J.C. Elsom
 F 17 MinnesotaL15-17
 F 23 Wayland AcademyW25-15

1900-01

Record: 1-1
 Coach: Dr. J.C. Elsom
 J 18 Wayland AcademyW35-22
 F 23 MinnesotaL15-42

1901-02

Record: 7-3
 Coach: Dr. J.C. Elsom
 D 13 Lewis InstituteW32-21
 D 14 Armour InstituteW20-14
 D 27 UW-MilwaukeeW37-18
 J 1 Yale (N1)L20-35
 J 4 UW-Milw. AlumniW48-12
 J 11 La Crosse YMCAW59-16
 J 25 LawrenceW51-20
 F 15 Sun PrairieW18-9
 F 22 MinnesotaL10-30
 M 7 RiponL21-28
 N1 — at Milwaukee

1902-03

Record: 5-2
 Coach: Dr. J.C. Elsom
 N 28 Sheboygan YMCAW45-16
 D 19 Dubuque YMCAW34-14
 F 21 MinnesotaL11-33
 F 28 Co. E Fond du LacL17-21
 M 6 Duluth YMCAW42-16
 M 7 UW-SuperiorW27-9
 M 13 Wausau YMCAW37-33

1903-04

Record: 11-4
 Coach: Dr. J.C. Elsom
 N 27 SheboyganW26-24
 N 28 Milwaukee ACL18-30
 D 19 Chicago YMCAL19-62
 D 29 Milwaukee West HSW27-20

STEINMETZ GOES FOR 50

Not many players can say they scored two-thirds of their team's points in a game. Early 20th century Badger star guard Chris Steinmetz accomplished this when he poured in 50 of UW's 75 points in a 75-10 victory over Co. G Sparta on Dec. 2, 1904.

F 5 Oshkosh YMCAW39-28
 F 6 Co. E Fond du LacW25-21
F 20 Milwaukee ACW35-13
 F 27 N'western Coll. (WI)W41-31
 M 1 GrinnellW30-28
 M 2 Highland ParkW29-21
 M 3 Sioux City YMCAL16-44
 M 4 Nebraska WesleyanW47-32
 M 5 NebraskaL22-25
M 11 Co. G MadisonW22-15
 M 18 Co. F PortageW48-17

1904-05

Record: 10-8
 Coach: Emmett Angell
 D 2 Co. G SpartaW75-10
 D 3 UW-La CrosseW54-16
 D 27 SheboyganW45-28
 D 28 Co. G AppletonW26-12
 D 29 Co. F OcontoW55-17
 D 30 Two Rivers ACL30-31
J 7 BeloitW80-10
 J 12 Ohio StateL22-25
 J 13 RochesterW26-17
 J 14 Wash. ContinentalsL22-26
 J 16 Co. E New YorkL27-34
 J 17 ColumbiaL15-21
 J 18 Institute ACL20-34
 J 19 Sharon ACW41-31
 J 20 Buckland GuardsL31-34
 J 21 OberlinL31-41
 M 3 Co. F PortageW52-28
 M 17 ChicagoW29-24

1905-06

Record: 12-2; Big Ten 6-2 (2nd)
 Coach: Emmett Angell
 D 14 ManitowocW35-25
 D 15 MenashaW30-22
 D 16 UW-OshkoshW30-21
J 13 LawrenceW25-20
 J 19 Armour InstituteW37-15
 J 20 PurdueW34-14
F 3 PurdueW31-15
F 23 MinnesotaW31-24
 M 2 ChicagoL18-35
 M 3 IllinoisW36-32
M 9 ChicagoW22-19
M 10 Illinois #W1-0
M 16 Co. C HudsonW31-20
 M 17 MinnesotaL10-16
 # — forfeit

1906-07

BIG TEN CO-CHAMPIONS
 Record: 11-3; Big Ten 6-2 (T1st)
 Coach: Emmett Angell
D 8 MiltonW38-14
D 14 RiponW41-20
J 4 ColumbiaL9-30
 J 11 UW-StoutW29-19
 J 12 MinnesotaL11-18
 J 18 BeloitW38-11
 J 19 IllinoisW22-16
 J 25 PurdueW33-27
 J 26 ChicagoL14-24
F 1 IllinoisW47-13
F 21 NebraskaW35-31
M 6 ChicagoW22-11
M 9 MinnesotaW31-20
M 15 PurdueW37-10

1907-08

BIG TEN CO-CHAMPIONS
 Record: 10-2; Big Ten 7-1 (T1st)
 Coach: Emmett Angell
D 14 BeloitW38-13
D 20 Wisconsin AlumniW42-22
 J 17 PurdueW28-24
 J 18 IllinoisW28-20
J 23 PurdueW34-13
J 25 ChicagoW37-17
J 31 MinnesotaW29-16
 F 28 ChicagoL19-24
M 3 NebraskaW34-4
 M 7 MinnesotaW34-14
M 9 IllinoisW27-14
M 12 Chicago #L16-18
 # — Big Ten title playoff game, Madison

1908-09

Record: 8-4; Big Ten 5-4 (3rd)
 Coach: Haskell Noyes
D 19 LawrenceW53-13
J 8 RiponW36-10
J 13 BeloitW52-4
 J 15 PurdueL20-23
 J 16 IllinoisL19-28
J 23 IllinoisW20-10
 J 30 MinnesotaW14-13
F 6 ChicagoL15-18
F 27 PurdueW29-6
M 1 IowaW30-9
 M 6 ChicagoL4-18
M 9 MinnesotaW37-14

1909-10

Record: 9-5; Big Ten 7-5 (3rd)
 Coach: Haskell Noyes
D 15 BeloitW24-9
D 17 RiponW32-5
J 8 NorthwesternW55-9
 J 21 IllinoisL14-34
 J 22 PurdueL17-29
J 25 IllinoisW28-16
 J 28 ChicagoL14-16
 J 29 IndianaL11-13
F 5 MinnesotaW24-14
 F 25 MinnesotaL9-16
 F 26 NorthwesternW39-11
M 5 ChicagoW11-10
M 7 IndianaW33-8
M 12 PurdueW38-14

1910-11

Record: 9-6; Big Ten 6-6 (5th)
 Coach: Haskell Noyes
D 10 BeloitW32-9
D 17 RiponW43-8
J 7 LawrenceW39-9
 J 13 PurdueL16-34
 J 14 NorthwesternW29-9
J 21 IllinoisW20-17
J 28 ChicagoW46-22
F 3 IndianaW51-9
 F 4 MinnesotaL16-17
F 24 PurdueW45-17
M 1 MinnesotaL13-21
 M 4 ChicagoL22-24
M 8 NorthwesternW23-11
 M 10 IndianaL18-21
 M 11 IllinoisL18-21

1911-12

**HELMS FOUNDATION NATIONAL CHAMPS
 BIG TEN CO-CHAMPIONS**
 Record: 15-0; Big Ten 12-0 (T1st)
 Coach: Walter Meanwell
D 9 BeloitW31-18
D 16 RiponW54-13
 D 20 BeloitW20-12
 J 5 IowaW38-12
 J 6 NorthwesternW32-19
J 13 IllinoisW27-10
J 20 MinnesotaW22-12
 J 27 ChicagoW18-15
F 12 IowaW30-5
F 17 IndianaW51-10
F 24 NorthwesternW46-11
M 2 ChicagoW34-24
 M 9 Minnesota (OT)W29-26
 M 15 IllinoisW23-15
 M 16 IndianaW32-21

1912-13

BIG TEN CHAMPIONS
 Record: 14-1; Big Ten 11-1 (1st)
 Coach: Walter Meanwell
D 7 RiponW40-13
D 12 BeloitW33-10
D 18 Lake ForestW44-15
 J 11 IllinoisW16-15
 J 13 PurdueW25-15
 J 18 MinnesotaW19-11
J 21 Ohio StateW22-11
J 25 ChicagoW31-18
 F 13 IndianaW30-19
 F 15 Ohio StateW27-22
F 21 IllinoisW18-13
F 25 MinnesotaW29-11
F 27 IndianaW48-10
M 1 PurdueW22-19
 M 7 ChicagoL10-23

1913-14

**HELMS FOUNDATION NATIONAL CHAMPS
 BIG TEN CHAMPIONS**
 Record: 15-0; Big Ten 12-0 (1st)
 Coach: Walter Meanwell
D 13 KnoxW48-15
D 18 BeloitW45-15
J 6 ParsonsW50-0
 J 10 IllinoisW26-25
 J 12 IndianaW57-15
J 17 MinnesotaW28-7
 J 24 ChicagoW16-14
F 10 NorthwesternW38-9
F 13 Purdue (OT)W25-20
 F 17 NorthwesternW33-26
F 20 IllinoisW29-16
F 24 IndianaW46-24
 F 28 MinnesotaW27-9
M 6 ChicagoW25-18
 M 10 PurdueW27-13

SHUTOUT

The only shutout in Big Ten basketball history occurred when Wisconsin defeated Parsons 50-0 in Madison on Jan. 6, 1914. The "perfect game" was just part of a perfect season during which Walter Meanwell's Badgers went 15-0.

STREAKING

The longest winning streak in Wisconsin history (29 games) was put together by the 1911-12 and 1912-13 teams. The '11-12 club went 15-0 and the '12-13 squad won its first 14 games before dropping its season finale at the University of Chicago.

1914-15

Record: 13-4; Big Ten 8-4 (3rd)
Coach: Walter Meanwell

D 11	BeloitW	28-16
D 14	Arkansas StateW	45-7
D 18	LawrenceW	29-21
J 2	UW-MilwaukeeW	21-10
J 5	GrinnellW	41-19
J 9	Indiana.....W	39-18
J 11	Purdue (OT).....W	28-24
J 16	Minnesota.....W	23-20
J 18	IndianaW	47-15
J 23	ChicagoL	19-24
F 8	Illinois.....L	19-39
F 13	IllinoisL	17-19
F 16	Ohio State.....W	26-17
F 19	PurdueW	26-21
F 27	MinnesotaW	31-7
M 6	Ohio StateW	23-12
M 12	Chicago.....L	18-30

1915-16

**HELMS FOUNDATION NATIONAL CHAMPS
BIG TEN CHAMPIONS**
Record: 20-1; Big Ten 11-1 (1st)
Coach: Walter Meanwell

D 10	BeloitW	38-11
D 15	LawrenceW	46-16
D 30	Ripon.....W	27-15
D 30	Ripon Reserves.....W	41-7
D 31	UW-Milwaukee.....W	51-12
J 1	UW-Milwaukee Alumni.....W	24-18
J 1	UW-Milwaukee.....W	39-8
J 3	WabashW	24-14
J 8	Purdue.....W	33-17
J 10	Iowa (OT).....W	36-31
J 15	MinnesotaW	31-11
J 18	NorthwesternW	22-18
J 22	Illinois.....L	20-27
J 29	Chicago.....W	29-18
F 14	Neb. WesleyanW	25-20
F 19	IllinoisW	34-14
F 25	PurdueW	35-22
F 28	IowaW	39-17
M 4	Minnesota.....W	32-14
M 8	ChicagoW	24-12
M 11	Northwestern.....W	24-21

1916-17

Record: 15-3; Big Ten 9-3 (4th)
Coach: Walter Meanwell

D 9	BeloitW	58-11
D 13	RiponW	30-17
D 16	North Central (IL)W	50-21
D 20	LawrenceW	41-14
D 21	UW-Milwaukee M Club.....W	35-23
J 3	Ripon.....W	24-20
J 6	Ohio State.....W	30-22
J 8	Northwestern (OT).....W	29-21
J 13	Minnesota.....L	25-33
J 20	IllinoisW	25-14
J 26	ChicagoL	13-21
F 12	NorthwesternW	23-21
F 17	Ohio StateW	40-15

F 24	Illinois.....L	17-20
M 3	Chicago.....W	25-16
M 6	IndianaW	29-14
M 10	MinnesotaW	16-13
M 15	Indiana.....W	18-16

1917-18

BIG TEN CHAMPIONS
Record: 14-3; Big Ten 9-3 (1st)
Coach: Guy Lowman

D 8	BeloitW	26-21
D 13	RiponW	33-13
D 15	North Central (IL)W	18-13
D 19	MarquetteW	15-14
J 2	Ripon.....W	35-16
J 5	Northwestern.....L	17-33
J 8	Iowa.....W	36-22
J 19	Illinois.....W	22-21
J 21	IowaW	34-19
J 26	PurdueW	21-16
F 16	Chicago.....L	21-23
F 23	IllinoisW	23-15
M 2	Minnesota.....W	18-17
M 7	NorthwesternW	26-18
M 9	ChicagoW	16-13
M 13	Purdue.....W	24-18
M 16	MinnesotaL	11-19

1918-19

Record: 5-11; Big Ten 3-9 (10th)
Coach: Guy Lowman

D 27	Camp Grant (OT).....W	16-15
D 28	Great Lakes.....L	14-43
D 30	UW-Milwaukee.....W	39-18
J 4	Great LakesL	12-14
J 11	NorthwesternL	15-20
J 18	Minnesota.....L	11-38
J 25	IllinoisL	15-25
F 1	ChicagoL	19-24
F 10	IowaW	29-18
F 15	Illinois.....L	14-16
F 22	Northwestern.....L	23-32
F 24	Indiana.....W	29-16
M 1	MinnesotaL	12-23
M 8	Chicago.....W	25-15
M 10	Iowa.....L	27-29
M 15	IndianaL	12-22

1919-20

Record: 15-5; Big Ten 7-5 (5th)
Coach: Guy Lowman

D 5	UW-River FallsW	36-17
D 13	Ripon (OT)W	19-16
D 16	BeloitW	33-11
D 19	Ripon.....W	20-13
D 20	UW-Oshkosh.....W	17-7
J 1	UW-Milwaukee.....W	36-10
J 3	Great Lakes.....W	27-19
J 5	Iowa.....W	35-18
J 10	Great LakesW	33-15
J 17	Chicago.....L	19-37
J 19	IowaL	20-21
J 24	Illinois.....L	20-43
J 31	MinnesotaW	28-12
F 14	MichiganW	40-13
F 21	IllinoisW	33-29
F 24	Ohio StateW	31-27
F 28	Minnesota.....L	26-32
M 6	Michigan.....L	20-23
M 8	Ohio State.....W	34-22
M 12	ChicagoW	26-17

1920-21

BIG TEN CO-CHAMPIONS
Record: 13-4; Big Ten 8-4 (T1st)
Coach: Walter Meanwell

D 10	KnoxW	29-16
-------------	--------------------	-------

D 12	UW-River FallsW	28-8
D 17	UW-La Crosse.....W	24-12
D 18	Marquette.....W	23-18
D 29	South Dakota St.W	24-11
J 3	Northwestern.....L	12-13
J 8	Michigan.....W	27-24
J 15	Chicago.....L	27-39
J 22	IllinoisW	23-18
J 24	MichiganW	25-17
J 29	Minnesota.....L	21-22
F 12	NorthwesternW	22-10
F 19	Illinois.....L	9-17
F 21	Ohio State.....W	40-21
F 26	ChicagoW	25-19
M 5	MinnesotaW	18-12
M 8	Ohio StateW	34-24

1921-22

Record: 14-5; Big Ten 8-4 (T2nd)
Coach: Walter Meanwell

D 10	Michigan StateW	27-13
D 16	ButlerL	20-26
D 17	RiponW	27-17
D 20	KnoxW	15-9
D 22	UW-Milw. M Club.....W	23-19
D 23	UW-La Crosse.....W	24-21
J 3	NebraskaW	27-14
J 7	Iowa.....W	18-15
J 9	Northwestern.....W	21-9
J 14	Michigan (OT)W	18-16
J 21	MinnesotaL	15-17
F 10	IllinoisW	25-23
F 13	IowaL	18-24
F 18	Michigan.....L	17-18
F 22	NorthwesternW	23-11
F 27	Illinois.....L	35-37
M 4	Minnesota.....W	34-20
M 8	ChicagoW	24-17
M 11	Chicago.....W	31-24

1922-23

BIG TEN CO-CHAMPIONS
Record: 12-3; Big Ten 11-1 (T1st)
Coach: Walter Meanwell

D 15	ButlerL	13-20
D 19	LombardW	37-9
J 3	MarquetteL	8-9
J 6	Northwestern.....W	21-10
J 8	Indiana.....W	17-10
J 13	ChicagoW	24-11
J 20	Minnesota.....W	24-12
F 6	Purdue.....L	13-17
F 14	Michigan.....W	18-15
F 19	MichiganW	16-11
F 24	PurdueW	20-19
M 3	MinnesotaW	36-10
M 5	NorthwesternW	29-17
M 10	Chicago.....W	33-11
M 12	IndianaW	35-17

1923-24

BIG TEN CO-CHAMPIONS
Record: 11-5-1; Big Ten 8-4 (T1st)
Coach: Walter Meanwell

D 8	MillikenW	53-13
D 14	DePauw (30T)T	25-25
D 19	Marquette.....W	27-7
J 2	Franklin CollegeL	18-21
J 5	Indiana.....W	23-21
J 12	Northwestern.....W	25-10
J 14	IndianaW	28-27
J 26	Chicago.....L	18-35
F 12	ButlerW	25-23
F 16	IllinoisW	13-12
F 23	Ohio State.....L	13-27
F 25	Illinois.....L	20-31
M 1	NorthwesternW	23-14
M 3	Ohio StateW	30-20

M 8	Iowa.....L	19-22
M 11	IowaW	36-26
M 15	ChicagoW	30-14

1924-25

Record: 6-11; Big Ten 3-9 (9th)
Coach: Walter Meanwell

D 12	WabashW	21-20
D 19	ButlerL	16-22
D 22	GrinnellW	29-15
J 6	DePauwW	27-22
J 10	Minnesota.....L	14-16
J 13	Ohio StateL	20-27
J 19	Michigan.....L	12-14
J 24	MinnesotaL	14-25
F 11	Franklin CollegeL	11-26
F 16	IowaW	16-15
F 21	Illinois.....L	25-35
F 23	PurdueL	22-30
F 28	MichiganL	16-27
M 3	Iowa.....W	25-23
M 9	IllinoisW	24-9
M 12	Purdue.....L	26-32
M 14	Ohio State.....L	23-37

1925-26

Record: 8-9; Big Ten 4-8 (T8th)
Coach: Walter Meanwell

D 7	North Dakota St.L	11-16
D 12	South Dakota St.W	48-9
D 18	Marquette.....W	42-26
J 2	DePauwW	32-31
J 5	MinnesotaW	36-24
J 11	IndianaW	33-31
J 16	ChicagoL	15-17
J 23	NorthwesternW	35-27
F 5	ButlerW	31-24
F 13	Chicago.....W	26-23
F 16	Northwestern.....L	26-36
F 20	PurdueL	21-29
F 22	Michigan.....L	13-22
F 26	Purdue.....L	31-32
M 1	Michigan (OT)L	23-24
M 5	Minnesota.....L	19-31
M 9	Indiana.....L	20-35

1926-27

Record: 10-7; Big Ten 7-5 (T4th)
Coach: Walter Meanwell

D 17	Franklin CollegeL	24-27
D 22	Marquette.....W	29-26
D 30	DePauwW	24-20
J 3	Syracuse (N1).....W	31-24
J 8	IndianaL	23-28
J 10	Ohio StateW	25-16
J 15	Northwestern.....W	28-18
J 17	Chicago (OT).....W	33-30
J 22	NorthwesternW	25-24
F 8	Notre DameL	14-19
F 12	ChicagoW	31-20
F 19	Ohio State.....L	16-20
F 22	IowaW	24-21
F 26	Indiana.....L	23-31
F 28	Illinois.....L	28-32
M 5	IllinoisW	39-13
M 11	Iowa.....L	17-26

N1 — at Cleveland, Ohio

1927-28

Record: 13-4; Big Ten 9-3 (T3rd)
Coach: Walter Meanwell

D 10	CoeW	18-6
D 16	ButlerW	25-18
D 19	DePauwW	32-17
J 2	Oregon StateW	36-21
J 7	Ohio State.....W	30-13
J 9	MichiganW	26-22

J 14	MinnesotaW	35-26
J 16	IllinoisL	33-34
F 7	Notre DameL	14-21
F 11	MinnesotaW	38-18
F 18	Ohio StateW	21-18
F 20	IowaW	31-21
F 23	PurdueW	28-22
F 25	PurdueL	15-31
M 3	IowaW	20-17
M 5	MichiganL	19-42
M 9	IllinoisW	32-22

1928-29

BIG TEN CO-CHAMPIONS

Record: 15-2; Big Ten 10-2 (T1st)

Coach: Walter Meanwell

D 10	Franklin CollegeW	37-19
D 15	Pittsburgh (N1)W	34-24
D 29	LombardW	29-12
J 1	CarletonW	32-24
J 5	MinnesotaW	29-21
J 7	MichiganL	23-31
J 12	ChicagoW	33-21
J 14	IndianaW	24-20
J 19	MinnesotaW	39-17
J 21	PurdueW	31-26
F 12	BradleyW	48-22
F 16	IndianaW	27-25
F 18	NorthwesternW	37-23
F 23	NorthwesternW	31-25
F 25	PurdueW	27-24
M 4	MichiganL	22-37
M 9	ChicagoW	19-15

N1 — at Milwaukee

1929-30

Record: 15-2; Big Ten 8-2 (2nd)

Coach: Walter Meanwell

D 14	MonmouthW	28-10
D 19	CarletonW	27-18
D 28	LombardW	22-11
D 31	Iowa StateW	34-17
J 4	NorthwesternL	14-23
J 11	Ohio StateW	32-25
J 18	IllinoisW	14-9
J 20	ChicagoW	33-23
J 23	Indiana (OT)W	23-21
F 8	CarrollW	22-13
F 11	MarquetteW	29-15
F 13	MarquetteW	29-22
F 15	NorthwesternW	29-22
F 22	ChicagoL	21-23
F 24	IllinoisW	23-17
M 3	Ohio StateW	32-23
M 8	IndianaW	34-23

1930-31

Record: 8-9; Big Ten 4-8 (T7th)

Coach: Walter Meanwell

D 13	CarrollW	17-14
D 18	PennsylvaniaW	25-12
D 22	MissouriW	37-9
D 30	MarquetteL	14-16
J 5	IllinoisW	12-9
J 10	Ohio StateL	19-29
J 12	MichiganL	17-23
J 17	IowaW	24-13
J 19	MinnesotaL	26-28
J 24	IllinoisW	30-20
F 9	Washington U.W	39-9
F 14	MinnesotaL	15-42
F 16	IowaL	17-19
F 21	PurdueL	27-46
F 23	Ohio StateW	28-24
F 28	MichiganL	15-26
M 2	PurdueL	17-24

1931-32

Record: 8-10; Big Ten 3-9 (T8th)

Coach: Walter Meanwell

D 11	Brigham YoungW	30-16
D 15	PittsburghW	30-29
D 21	MarquetteL	23-26
D 30	Maryland (OT)L	32-30
J 4	at Northwestern (OT)L	30-31
J 9	MichiganL	18-24
J 11	PurdueL	22-38
J 16	ChicagoW	24-18
J 18	NorthwesternL	24-28
F 8	MarquetteW	18-16
F 10	ButlerW	28-17
F 15	IndianaL	21-33
F 20	MinnesotaL	17-43
F 22	ChicagoW	34-23
F 27	PurdueL	21-28
F 29	MichiganL	13-33
M 5	IndianaW	35-26
M 7	MinnesotaL	21-23

1932-33

Record: 7-13; Big Ten 4-8 (8th)

Coach: Walter Meanwell

D 10	CarletonL	29-34
D 17	MarquetteL	16-18
D 22	MarylandW	22-13
D 30	Michigan StateW	26-16
J 3	MarquetteL	16-22
J 7	ChicagoW	26-17
J 9	IowaW	21-19
J 14	Indiana (OT)W	38-37
J 16	NorthwesternL	22-40
F 3	Loyola (IL)W	28-26
F 6	Ohio StateL	30-31
F 11	IllinoisL	25-38
F 13	IowaL	25-31
F 18	Indiana (OT)L	28-29
F 20	IllinoisL	15-29
F 25	NorthwesternL	28-30
F 27	UW-Stevens PointL	24-28
M 4	Ohio StateL	20-37
M 6	ChicagoW	28-16
M 7	Loyola (IL)L	24-39

1933-34

Record: 14-6; Big Ten 8-4, (T2nd)

Coach: Walter Meanwell

D 4	RiponW	47-18
D 8	CarletonW	38-18
D 11	CarrollW	44-17
D 16	MarquetteW	32-30
D 20	UW-Stevens PointW	35-10
D 30	ButlerW	37-27
J 2	MarquetteL	26-28
J 6	IllinoisL	17-20
J 8	IowaL	26-32
J 13	MichiganW	34-23
J 15	PurdueL	26-27
F 5	Michigan StateL	22-23
F 10	MinnesotaW	31-30
F 12	Ohio StateW	42-23
F 17	IllinoisW	28-22
F 19	MichiganW	32-26
F 24	Ohio StateW	44-38
F 26	PurdueL	25-37
M 3	IowaW	35-32
M 5	MinnesotaW	34-23

1934-35

BIG TEN CO-CHAMPIONS

Record: 15-5; Big Ten 9-3 (T1st)

Coach: Harold Foster

N 30	Franklin CollegeW	34-11
D 7	CarletonW	27-26
D 10	WabashW	33-20

D 15	MarquetteW	29-20
D 22	MarquetteL	25-33
D 29	PittsburghL	27-31
D 31	Michigan St. (OT)W	23-21
J 5	PurdueL	18-19
J 7	NorthwesternW	16-9
J 12	IndianaW	30-23
J 14	MichiganW	34-20
J 19	NorthwesternL	31-36
J 21	MinnesotaW	38-31
F 9	DePauwW	28-27
F 11	ChicagoW	26-24
F 16	Indiana (OT)W	37-27
F 18	MinnesotaW	28-27
F 23	MichiganW	33-19
M 2	ChicagoW	48-25
M 4	PurdueL	24-43

1935-36

Record: 11-9; Big Ten 4-8 (8th)

Coach: Harold Foster

D 2	DePauwW	18-16
D 6	Michigan StateW	26-21
D 9	HamlineW	29-20
D 14	MarquetteW	35-22
D 21	MarquetteW	46-21
D 23	DePaulL	22-27
J 1	WashburnW	36-27
J 4	Ohio StateL	23-44
J 6	Chicago (OT)W	38-36
J 11	IllinoisL	27-29
J 13	IowaW	27-21
J 20	IndianaL	24-26
F 8	ButlerW	28-24
F 10	Ohio StateW	34-25
F 15	IllinoisL	20-36
F 17	IowaL	25-32
F 22	IndianaL	21-54
F 24	NorthwesternL	28-33
F 29	ChicagoW	40-32
M 2	NorthwesternL	26-49

1936-37

Record: 8-12; Big Ten 3-9 (T8th)

Coach: Harold Foster

D 4	Ball StateW	38-33
D 7	North DakotaW	42-25
D 12	MarquetteW	29-21
D 19	MarquetteW	35-29
D 21	PittsburghL	30-41
D 23	ButlerL	23-43
D 30	DePaulL	17-33
J 4	PurdueL	30-43
J 9	IllinoisL	28-31
J 11	Ohio StateL	22-28
J 16	MichiganL	31-43
J 18	IowaW	29-23
F 6	Michigan StateW	22-17
F 8	Ohio State (OT)W	35-33
F 13	MinnesotaL	32-37
F 20	IowaL	35-43
F 22	IllinoisL	31-48
F 27	MinnesotaL	17-30
M 1	PurdueW	46-43
M 6	MichiganL	27-41

1937-38

Record: 10-10; Big Ten 5-7 (T7th)

Coach: Harold Foster

D 4	MarquetteL	21-32
D 6	North DakotaW	41-22
D 11	PittsburghW	44-36
D 13	Notre DameL	31-33
D 18	MarquetteL	32-38
D 31	MissouriW	40-29
J 3	NorthwesternL	38-47
J 8	MinnesotaW	35-28
J 10	ChicagoW	50-27

J 15	PurdueL	34-40
J 17	MichiganW	39-30
F 5	Michigan StateW	30-27
F 7	IndianaL	44-47
F 12	NorthwesternL	23-27
F 14	ChicagoW	46-32
F 19	PurdueL	39-46
F 21	MichiganL	29-58
F 23	PennsylvaniaW	52-44
F 28	IndianaW	34-32
M 5	MinnesotaL	28-35

1938-39

Record: 10-10; Big Ten 4-8 (7th)

Coach: Harold Foster

D 2	BeloitW	41-26
D 5	MarquetteW	27-26
D 10	Notre DameW	45-39
D 17	MarquetteL	27-46
D 19	ButlerL	21-24
D 20	Xavier (OH)W	27-26
J 2	DetroitW	34-27
J 7	IowaW	28-24
J 9	ChicagoL	18-28
J 14	IndianaL	19-43
J 16	MichiganW	42-39
J 21	IllinoisL	34-37
F 4	Michigan StateW	39-37
F 6	PurdueL	31-39
F 13	NorthwesternL	27-37
F 18	Purdue (OT)W	32-30
F 20	MinnesotaL	32-34
F 25	Ohio StateL	38-46
F 27	MinnesotaW	35-25
M 4	ChicagoL	33-39

1939-40

Record: 5-15; Big Ten 3-9 (9th)

Coach: Harold Foster

D 4	CarletonW	37-19
D 9	MarquetteW	46-39
D 12	Notre DameL	33-51
D 16	MarquetteL	28-41
D 30	Nebraska (N1)L	43-53
J 2	StanfordL	26-39
J 6	ChicagoW	

FIELD HOUSE FIGHTS

In addition to being the home of the Wisconsin basketball team, the UW Field House hosted home Badger boxing matches for 28 years. Wisconsin dominated the NCAA boxing scene in those days, winning eight national championships.

J 25	Ohio StateW	46-31
F 8	ButlerW	59-55
F 10	Northwestern (OT).....W	48-46
F 15	IllinoisW	46-30
F 17	Purdue.....W	43-42
F 22	ChicagoW	65-25
F 24	Indiana.....W	38-30
M 1	MinnesotaW	42-32
NCAA Tournament		
(Eastern Regional, Madison, Wis.)		
M 21	Dartmouth.....W	51-50
M 22	Pittsburgh.....W	36-30
NCAA Championship		
(Kansas City, Mo.)		
M 29	Washington State.....W	39-34
N1 — at Wisconsin Rapids		
N2 — at Milwaukee		

1941-42

Record: 14-7; Big Ten 10-5, (T2nd)
Coach: Harold Foster

D 1	CarrollW	56-35
D 6	MarquetteW	35-34
D 13	Notre DameW	43-35
D 20	Marquette.....W	36-25
D 31	Dartmouth (N1).....L	49-57
J 3	IllinoisL	40-55
J 5	Indiana.....L	34-38
J 10	Iowa.....L	45-49
J 12	ChicagoW	56-24
J 17	Northwestern (N2).....W	49-46
J 19	MichiganW	58-36
J 24	IndianaW	42-36
F 7	Great LakesL	42-47
F 9	Chicago.....W	54-20
F 14	Ohio StateW	49-39
F 16	Purdue.....W	34-40
F 21	NorthwesternW	59-47
F 23	Illinois.....L	43-45
F 28	Ohio State.....W	44-39
M 2	Minnesota.....W	49-47
M 7	IowaW	62-45
N1 — at Milwaukee		
N2 — at Chicago Stadium		

1942-43

Record: 12-9; Big Ten 6-6 (T4th)
Coach: Harold Foster

D 5	MarquetteW	45-36
D 12	Camp GrantW	38-36
D 14	Notre Dame (OT).....L	59-61
D 19	Marquette.....W	50-38
D 21	OklahomaW	48-37
D 31	Harvard (N1).....W	58-41
J 4	HamlineW	41-37
J 9	Northwestern (N2).....W	67-65
J 11	IllinoisL	40-52
J 15	Michigan.....L	34-38
J 16	Michigan.....W	55-34
J 26	Great Lakes.....L	43-61
J 30	MinnesotaW	54-33
F 6	Great LakesL	48-55
F 8	ChicagoW	74-30
F 13	IndianaL	44-51
F 15	IndianaW	57-53
F 20	Illinois.....L	26-50
F 22	NorthwesternL	54-56
F 27	Purdue.....W	53-45
M 1	Minnesota.....L	34-48
N1 — at Milwaukee		
N2 — at Chicago Stadium		

1943-44

Record: 12-9; Big Ten 9-3 (T2nd)
Coach: Harold Foster

N 29	DePauw Pre-Flight ..W	28-25
D 4	MarquetteL	43-51
D 11	Notre Dame.....L	31-41
D 13	Camp GrantL	40-51
D 18	Marquette.....W	40-37
D 31	Notre Dame (N1).....W	47-45
J 3	Illinois (OT)L	43-45
J 7	Illinois.....W	43-38
J 8	Northwestern (N2).....L	38-60
J 14	MichiganW	50-41
J 15	MichiganW	42-31
J 29	Minnesota.....W	49-30
F 4	N'western (20T)W	50-47
F 7	Great LakesL	40-63
F 11	Indiana.....W	62-43
F 12	Indiana.....W	52-31
F 19	Purdue (OT)L	50-52
F 25	MinnesotaW	50-33
M 3	DePaul (N2).....L	35-48
M 4	Chicago.....W	74-46
M 5	Great Lakes.....L	47-63
N1 — at Milwaukee		
N2 — at Chicago Stadium		

1944-45

Record: 10-11; Big Ten 4-8 (T6th)
Coach: Harold Foster

D 2	LawrenceW	48-22
D 9	MarquetteW	45-40
D 16	Notre DameL	46-57
D 20	Iowa Pre-FlightW	51-43
D 23	Marquette.....W	46-39
D 30	Missouri (N1).....W	52-37
J 6	NorthwesternL	37-52
J 8	Truax Field.....W	53-42
J 13	MinnesotaW	46-37
J 22	Great LakesL	51-66
J 27	Northwestern (N2).....W	44-43
J 29	Purdue.....L	34-45
F 2	Michigan.....L	39-50
F 3	Ohio State.....L	36-40
F 4	Great Lakes.....L	49-59
F 9	Ohio StateL	34-63
F 10	MichiganW	55-44
F 17	PurdueW	64-48
F 19	Iowa.....L	53-54
F 24	IowaL	38-68
M 3	Minnesota.....L	50-54
N1 — at Milwaukee		
N2 — at Chicago Stadium		

1945-46

Record: 4-17; Big Ten 1-11 (9th)
Coach: Harold Foster

D 1	CarrollW	67-25
D 3	RiponW	59-24
D 8	MarquetteW	42-32
D 15	Notre Dame.....L	51-65
D 17	Great LakesL	47-54
D 22	Marquette.....L	41-62
D 23	Great Lakes.....L	39-53
J 1	Illinois.....L	31-56
J 5	Minnesota.....L	45-59
J 7	Iowa.....W	50-57
J 12	PurdueL	49-53
J 26	Northwestern (N1).....L	34-56
J 28	Purdue.....L	46-59

F 2	MichiganW	58-57
F 9	NorthwesternL	58-63
F 11	Michigan.....L	56-66
F 16	IowaL	39-44
F 18	Illinois.....L	53-72
F 23	Michigan StateL	48-59
M 1	Michigan State.....L	52-56
M 4	Minnesota.....L	57-58
N1 — at Chicago Stadium		

1946-47

BIG TEN CHAMPIONS
Record: 16-6; Big Ten 9-3 (1st)
Coach: Harold Foster

D 2	LawrenceW	61-43
D 7	MarquetteW	65-51
D 9	Butler.....W	60-52
D 14	Notre Dame (OT)W	53-49
D 18	OklahomaL	40-56
D 21	Marquette.....L	47-55
D 23	So. CaliforniaW	61-56
J 1	IllinoisW	53-47
J 4	Iowa.....W	63-62
J 11	IndianaW	70-49
J 20	Michigan State.....W	58-48
J 25	Illinois.....L	37-63
J 27	NorthwesternW	45-44
F 3	IowaW	60-53
F 8	MinnesotaW	60-51
F 10	Michigan.....W	52-51
F 15	Northwestern (N1).....W	54-42
F 22	Ohio StateL	56-57
F 24	Purdue.....W	72-60
M 1	Minnesota.....L	55-58
NCAA Tournament		
(Eastern Regional, New York City)		
M 20	City College of NY.....L	56-70
M 22	Navy.....W	50-49
N1 — at Chicago Stadium		

1947-48

Record: 12-8; Big Ten 7-5 (T3rd)
Coach: Harold Foster

D 6	MarquetteW	57-50
D 8	ButlerW	61-53
D 12	PittsburghW	49-36
D 19	California.....L	61-73
D 20	California.....L	44-59
D 22	Oklahoma.....L	49-75
D 31	Marquette.....W	67-60
J 3	IllinoisW	52-47
J 5	MinnesotaW	59-50
J 10	Indiana.....W	58-54
J 12	IowaW	60-51
J 17	MichiganL	39-43
J 19	PurdueW	49-44
J 24	Illinois.....L	36-57
F 7	Northwestern (N1).....W	68-62
F 9	Michigan StateW	51-39
F 16	Ohio State.....L	47-53
F 21	Iowa.....L	40-62
F 23	NorthwesternW	59-54
M 1	Minnesota.....L	41-46
N1 — at Chicago Stadium		

1948-49

Record: 12-10; Big Ten 5-7 (7th)
Coach: Harold Foster

D 1	RiponW	66-36
D 4	Marquette (OT)W	67-63
D 9	MissouriW	58-42
D 11	Loyola (IL)L	37-40
D 13	Notre Dame.....L	54-60
D 21	Southern California.....L	31-36
D 23	UCLA.....W	49-46
D 31	Marquette.....W	60-34
J 3	Illinois.....L	50-62
J 8	CreightonW	75-39
J 10	Minnesota.....L	33-47

J 15	IndianaW	58-48
J 17	Ohio StateL	54-57
F 5	IllinoisL	54-61
F 7	Michigan.....L	38-40
F 12	Northwestern (N1).....W	56-52
F 14	Purdue.....L	48-53
F 19	Iowa.....L	60-61
F 21	NorthwesternW	57-46
F 26	Western OntarioW	79-45
F 28	IowaW	70-47
M 5	MinnesotaW	45-43
N1 — at Chicago Stadium		

1949-50

Record: 17-5; Big Ten 9-3 (2nd)
Coach: Harold Foster

D 3	MarquetteW	63-48
D 6	Kansas StateW	56-48
D 8	Oregon StateL	36-49
D 10	Loyola (IL).....W	68-55
D 13	Notre DameW	56-48
D 17	Marquette.....W	62-45
D 20	Missouri.....L	48-50
D 28	Rutgers (N1).....W	68-55
D 30	UCLAW	54-52
J 2	IllinoisW	59-50
J 7	Indiana.....L	59-61
J 14	MichiganW	53-41
J 16	MinnesotaW	57-54
F 4	Ohio State.....L	47-61
F 6	Michigan State.....W	66-47
F 11	Northwestern (N2).....W	66-59
F 13	Iowa (OT).....W	66-62
F 18	IowaW	53-44
F 20	PurdueW	56-45
F 25	Illinois.....L	58-76
F 27	NorthwesternW	67-53
M 4	Minnesota.....W	60-54
N1 — at Iowa City, Iowa		
N2 — at Chicago Stadium		

1950-51

Record: 10-12; Big Ten 7-7 (T4th)
Coach: Harold Foster

D 2	MarquetteW	49-42
D 8	Loyola (IL)L	51-54
D 11	Notre Dame.....L	61-67
D 16	Marquette.....L	58-61
D 18	Kansas State.....L	58-77
D 19	St. Louis (OT).....L	48-53
D 28	San Jose StateW	75-59
J 1	Illinois (OT)L	69-71
J 6	Michigan.....W	61-52
J 8	Michigan State.....W	53-52
J 13	Ohio State.....W	74-67
J 15	NorthwesternW	68-56
F 1	ButlerW	60-35
F 3	Minnesota.....W	47-44
F 5	Ohio StateW	56-51
F 10	Illinois.....L	52-63
F 12	Purdue.....L	46-62
F 17	IowaL	60-73
F 24	Michigan StateW	35-29
F 26	MichiganL	50-52
M 3	PurdueL	61-64
M 5	Indiana.....L	58-68

1951-52

Record: 10-12; Big Ten 5-9 (7th)
Coach: Harold Foster

D 1	MarquetteW	48-46
D 8	Notre DameL	53-63
D 13	Loyola (LA)W	66-47
D 17	St. LouisW	55-54
D 22	Marquette.....L	47-51
D 27	Oregon (N1).....W	82-77
D 28	California (N1).....L	49-68
J 5	PurdueL	64-79
J 7	Illinois.....L	49-53

J 12 Ohio StateW58-51
 J 19 NorthwesternW74-58
 J 21 Michigan StateL39-50
 F 6 ButlerW62-60
F 9 MinnesotaL47-54
 F 11 PurdueL67-78
F 16 Michigan StateL55-57
 F 18 MichiganL55-56
F 23 IndianaL48-63
F 25 MichiganW69-53
 M 1 Ohio StateL56-69
 M 3 IowaW78-75
M 8 IllinoisW58-48
 N1 — at San Francisco

J 1 IllinoisW79-64
J 3 IowaL69-86
 J 8 Michigan StateL77-94
 J 10 MichiganL63-90
J 15 IndianaW77-66
 J 17 ButlerW57-53
F 5 Michigan StateL70-73
 F 7 IndianaL58-65
F 12 Ohio StateW86-63
 F 14 PurdueL63-75
F 19 IllinoisL71-99
F 21 MinnesotaL69-71
 F 26 NorthwesternL72-80
F 28 PurdueW75-73
 M 5 MinnesotaW78-72

D 30 UtahL70-72
J 4 IllinoisL59-64
 J 6 MichiganL49-70
J 11 Ohio StateW67-64
 J 13 IllinoisW71-70
 J 18 PurdueL47-62
J 20 Michigan StateW66-52
F 8 MinnesotaL66-71
F 10 IndianaL87-93
F 15 PurdueL76-81
 F 17 IowaL61-74
 F 22 Michigan StateL59-93
 F 24 MinnesotaL63-71
 M 1 NorthwesternL65-82
M 3 MichiganL65-72
 N1 — New Mexico Classic, Albuquerque

F 6 IndianaL85-97
F 8 Ohio State (4)L69-106
 F 13 IndianaL71-91
 F 15 IowaW63-58
F 20 IllinoisW75-63
 F 22 Michigan (OT)W88-82
 F 27 Ohio State (2)L68-93
 F 29 NorthwesternL59-73
M 5 PurdueW89-80
 N1 — Queen City Tournament, Buffalo, N.Y.

1952-53

Record: 13-9; Big Ten 10-8 (5th)
 Coach: Harold Foster
D 5 MarquetteW76-55
 D 8 Loyola (LA)W81-60
D 15 IowaW75-70
 D 20 PurdueL59-65
D 26 CaliforniaW64-57
 D 27 Oregon (N1)L64-66
 D 29 IowaL66-83
J 3 PurdueW50-46
 J 5 MinnesotaL53-64
 J 10 IllinoisL61-71
J 12 MinnesotaW76-74
 J 17 NorthwesternW78-56
J 19 Ohio StateW64-51
F 7 IllinoisL61-65
 F 9 IndianaL48-66
F 14 MichiganW75-63
F 16 IndianaL70-72
 F 21 MichiganW74-52
 F 23 Michigan StateL45-53
 F 28 Ohio StateW69-63
M 7 NorthwesternW74-58
M 9 Michigan StateW58-51
 N1 — at Iowa City, Iowa

1955-56

Record: 6-16; Big Ten 4-10 (T8th)
 Coach: Harold Foster
D 1 ButlerL63-67
 D 5 Notre DameW70-66
D 10 KansasL66-74
D 12 So. MethodistL62-75
D 19 NebraskaW71-52
 D 28 WashingtonL53-54
 D 29 CaliforniaL55-62
 D 30 StanfordL53-65
J 2 PurdueL66-78
J 7 IndianaL71-75
 J 9 Illinois (8)L77-96
 J 14 Ohio State (7) (20T)L98-100
J 16 MichiganW69-58
 F 4 NorthwesternW79-55
F 6 IowaL74-78
F 11 MinnesotaL71-77
 F 13 IndianaW69-67
 F 18 IowaL66-80
F 20 Ohio StateL71-79
 F 25 MichiganL68-78
 F 27 Michigan StateL82-89
M 3 NorthwesternW76-70

1958-59

Record: 3-19; Big Ten 1-13 (10th)
 Coach: Harold Foster
D 2 MarquetteL47-76
 D 6 RiceL37-78
 D 8 Southern MethodistL63-81
D 13 Notre DameW56-54
D 15 MissouriW68-60
D 19 WashingtonL48-62
 D 20 California (N1)L53-68
 D 30 ButlerL55-69
 J 3 MinnesotaL66-79
J 5 IllinoisL51-77
 J 10 PurdueL61-84
J 12 MichiganL74-84
F 2 Michigan State (7)L57-88
 F 7 Ohio StateL72-78
F 9 PurdueW91-86
F 14 IowaL84-94
 F 16 IllinoisL54-93
F 21 MinnesotaL50-69
 F 23 MichiganL63-87
F 28 NorthwesternL82-86
 M 2 Michigan State (6)L73-93
 M 7 IndianaL71-97
 N1 — at Iowa City, Iowa

1953-54

Record: 12-10; Big Ten 6-8 (T5th)
 Coach: Harold Foster
D 1 ButlerW70-54
 D 4 MarquetteW64-56
 D 7 Loyola (IL)W75-54
D 12 MissouriW64-53
D 14 OklahomaL65-69
 D 19 LSUW82-66
 D 21 Tulane (OT)L55-57
D 28 DenverW67-48
J 2 PurdueW66-57
 J 4 IndianaL67-70
 J 9 IowaL54-71
J 11 NorthwesternW64-47
J 16 IndianaL74-90
 J 18 Michigan StateW57-53
 F 6 Ohio StateW79-73
F 13 Illinois (OT)L64-70
F 15 MinnesotaL68-78
F 20 MichiganW77-56
 F 22 IllinoisL64-66
 F 27 PurdueL66-71
M 1 Michigan StateW79-56
 M 6 MinnesotaL73-78

1956-57

Record: 5-17; Big Ten 3-11 (9th)
 Coach: Harold Foster
D 1 South Dakota (OT)L56-58
 D 3 ButlerL50-54
D 8 Notre DameL55-75
 D 10 NebraskaL51-53
D 15 Washington U.W41-38
 D 20 BradleyL62-74
 D 22 Kansas (1)L62-83
D 29 YaleW64-46
 J 5 NorthwesternL54-75
J 7 IndianaL68-79
J 12 Illinois (10)L63-79
 J 14 MichiganL62-71
J 19 IowaL47-70
J 21 Ohio StateL64-67
F 11 MichiganW70-65
 F 16 Ohio StateL50-63
 F 18 MinnesotaL53-85
F 23 IndianaL74-85
F 25 Michigan StateL62-78
 M 2 PurdueL66-85
M 4 NorthwesternW82-69
 M 9 IowaW60-59

1959-60

Record: 8-16; Big Ten 4-10 (9th)
 Coach: John Erickson
D 1 ButlerL82-88
D 5 Iowa StateL53-71
 D 7 Notre DameL58-78
D 12 Loyola (IL)W85-67
 D 14 MissouriL66-78
 D 19 MarquetteL66-84
D 21 StanfordW61-60
 D 26 Boston College (N1)W95-82
 D 28 Canisius (N1)L65-80
J 2 Michigan StateL79-91
J 4 IowaL64-71
 J 9 PurdueL69-99
J 11 NorthwesternL69-77
J 27 North DakotaW92-80
 J 30 MinnesotaL72-86

1960-61

Record: 7-17; Big Ten 4-10 (8th)
 Coach: John Erickson
 D 1 ButlerL58-73
D 3 Air ForceW80-67
 D 5 Iowa StateL76-88
D 10 MarquetteW55-51
 D 17 Bradley (2)L66-88
D 20 NevadaW89-56
 D 28 Oregon State (N1)L54-56
 D 29 Portland (N1) (OT)L71-79
 D 30 Washington St. (N1)L72-78
 J 7 Michigan StateW74-71
J 9 Iowa (6)L68-76
 J 28 Loyola (IL)L79-87
J 30 Ohio State (1)L68-100
 F 4 PurdueL58-69
 F 6 IllinoisL73-77
 F 11 NorthwesternL52-54
 F 13 Iowa (9)L61-63
F 18 IndianaL84-98
F 20 MinnesotaW83-75
 F 25 Ohio State (1)L74-97
F 27 MichiganW76-68
M 4 NorthwesternW75-61
 M 6 IndianaL69-80
M 11 PurdueL81-88
 N1 — Far West Classic, Portland, Ore.

1961-62

Record: 17-7; Big Ten 10-4 (2nd)
 Coach: John Erickson
D 2 South DakotaW99-63
D 4 Florida StateW64-63
D 9 CincinnatiL67-86
D 11 Washington U.W91-63
D 16 PacificW92-68
 D 20 MarquetteL75-92
 D 26 Providence (N1)W95-84
 D 28 Dayton (N1)W105-93
 D 30 Cincinnati (N1) (2)L71-101
J 6 IowaW91-79
 J 8 Michigan StateW83-78
J 23 North Dakota St.W102-50
J 27 PurdueW89-86
 J 29 IllinoisW85-81
 F 3 MinnesotaW94-88
F 5 MichiganL74-81
F 10 Michigan StateW77-72
 F 12 IndianaW105-94
 F 17 MichiganL65-84

1954-55

Record: 10-12; Big Ten 5-9 (T6th)
 Coach: Harold Foster
 D 4 Notre DameL61-72
D 6 Western MichiganW80-68
 D 11 OklahomaW77-66
 D 13 MissouriL56-67
D 18 LSUW107-68
D 20 TulaneL66-69
D 29 PrincetonW66-64

1957-58

Record: 8-14; Big Ten 3-11 (10th)
 Coach: Harold Foster
D 2 South DakotaW63-56
D 7 Notre DameL53-75
 D 9 Washington U.W43-33
D 16 RiceW67-62
D 19 ButlerW59-58
 D 27 New Mexico (N1)W61-59
 D 28 Wyoming (N1)L65-93

AB NICHOLAS

A two-time all-Big Ten performer for the Badgers, Ab Nicholas was one of Wisconsin's top players during the early 1950s. Nicholas earned letters in 1950, '51 and '52 as a guard for the Badgers. He earned all-league acclaim in 1951 and 1952 and was named the UW's MVP in those two seasons, as well. Nicholas was a Look Magazine second-team all-America choice in 1952. His 982 career points made him the all-time school scoring leader at the time of his graduation from the UW. Nicholas went on to serve as a member of the UW Board of Regents and is a member of the UW Athletic Hall of Fame. In 1995, Nicholas, along with his wife Nancy Johnson-Nicholas (also a UW graduate), gave \$10 million toward the construction of the Kohl Center. The Nicholas-Johnson Pavilion, adjacent to the Kohl Center, now bears their names.

WISCONSIN HISTORY

UW'S TITLES

NATIONAL

Helms Foundation, 1911-12
 Helms Foundation, 1913-14
 Helms Foundation, 1915-16
 Helms Foundation, 1940-41
 NCAA, 1941

BIG TEN

1907	1918	1941
1908	1921	1947
1912	1923	2002
1913	1924	2003
1914	1929	
1916	1935	

F 19	IllinoisW103-101
F 24	NorthwesternW65-64
F 26	MinnesotaL90-92
M 3	Ohio State (1)W86-67
M 10	IowaL64-81

N1 — ECAC Holiday Festival, New York City

1962-63

Record: 14-10; Big Ten 7-7 (6th)
 Coach: John Erickson

D 1	Air ForceW72-64
D 3	ArizonaL46-51
D 8	Texas-El PasoW73-59
D 10	Indiana StateL86-87
D 15	Miami (OH)W84-58
D 19	MarquetteW76-58
D 22	UCLAL63-77
D 28	Utah (N1)W94-72
D 29	Marquette (N1)W70-56
J 5	PurdueW74-66
J 12	Michigan StateL68-75
J 14	IowaL56-65
J 26	St. John's (NY)W85-52
F 2	MinnesotaL68-69
F 4	MichiganW81-78
F 9	Ohio StateL70-94
F 11	Illinois (4)W84-77
F 16	NorthwesternW78-65
F 18	MinnesotaL48-72
F 23	Illinois (6)L77-89
F 25	IndianaW102-96
M 2	Michigan State (OT)W92-89
M 4	IowaW75-69
M 9	MichiganL80-82

N1 — Milwaukee Classic

1963-64

Record: 8-16; Big Ten 2-12 (10th)
 Coach: John Erickson

D 2	KentW88-77
D 7	OhioL76-77
D 10	PittsburghW85-83
D 14	Cincinnati (6)L60-65
D 17	GonzagaW115-71
D 20	Kentucky (N1) (2)L85-108
D 21	Princeton (N1) (OT)L87-90
D 27	Dartmouth (N2)W94-68
D 28	Georgia Tech (N2)W104-84
J 4	Ohio State (8)L85-101
J 6	Michigan StateL90-106
J 11	NorthwesternL63-76
J 13	IowaW79-61
J 28	MarquetteW72-68
F 1	MinnesotaL92-111
F 8	PurdueW81-80
F 11	NorthwesternL64-72

F 15	Ohio StateL74-92
F 17	Indiana (20T)L80-82
F 22	Michigan (2)L59-103
F 24	IndianaL82-108
F 29	PurdueL83-97
M 2	MinnesotaL96-105
M 7	IllinoisL73-97

N1 — Kentucky Invitational, Lexington
 N2 — Milwaukee Classic

1964-65

Record: 9-13; Big Ten 4-10 (8th)
 Coach: John Erickson

D 1	HoustonW76-65
D 8	PittsburghW80-63
D 12	Bowling GreenW87-56
D 15	IllinoisL56-70
D 18	Boston College (N1)L85-86
D 19	Marquette (N1)L61-62
D 26	Boston College (N2)W70-69
J 4	IowaL62-92
J 9	MinnesotaL57-81
J 11	PurdueW76-66
J 13	MarquetteL58-59
J 30	Ohio StateL86-98
F 1	Notre DameW98-90
F 6	Ohio StateL71-73
F 13	PurdueL74-83
F 16	Minnesota (9)L91-101
F 20	Indiana (7)L87-101
F 23	Northwestern (OT)W93-87
F 27	Michigan StateW99-89
M 2	Michigan (1)L75-98
M 6	NorthwesternW88-76
M 8	IndianaL73-92

N1 — Milwaukee Classic
 N2 — Rainbow Classic, Honolulu

1965-66

Record: 11-13; Big Ten 6-8 (7th)
 Coach: John Erickson

D 1	NebraskaL88-101
D 4	Notre DameW97-79
D 11	HoustonL57-82
D 14	IllinoisL70-90
D 17	Washington (N1)L67-81
D 18	West Virginia (N1)L93-101
D 20	MontanaW76-72
D 22	CincinnatiL74-87
D 29	PennsylvaniaW84-70
J 3	MarquetteW73-72
J 8	Iowa (7)W69-68
J 11	IllinoisL64-80
J 27	Hardin-SimmonsW83-63
J 29	MichiganL67-69
J 31	Ohio State (OT)L81-87
F 5	Michigan StateL65-79
F 7	IndianaW79-78
F 12	Michigan (10)L102-120
F 19	Michigan StateW78-77
F 21	NorthwesternL65-76
F 26	IowaL70-80
F 28	NorthwesternW90-62
M 5	PurdueW69-68
M 7	MinnesotaW87-74

— Milwaukee Classic

1966-67

Record: 13-11; Big Ten 8-6 (4th)
 Coach: John Erickson

D 3	Cincinnati (10) (OT)L70-77
D 10	Bowling GreenL69-81
D 13	Iowa StateW80-73
D 16	Fordham (N1)W67-66
D 17	South Carolina (N1)W88-84
D 19	IllinoisL74-87
D 28	UCLA (N2) (1)L56-100
D 29	Michigan (N2)L88-98

D 30	Arizona (N2)W104-77
J 4	MarquetteL60-66
J 7	PurdueW79-76
J 10	MichiganW98-90
J 25	South DakotaW94-53
J 28	Michigan StateL61-68
F 4	Ohio State (OT)L84-90
F 11	IndianaL81-93
F 14	MinnesotaW85-75
F 18	Iowa (30T)W96-95
F 21	NorthwesternW110-94
F 25	Michigan StateW68-64
F 28	NorthwesternL82-91
M 4	Michigan (N3)W80-79
M 7	Iowa (OT)L87-90
M 11	IllinoisW102-92

N1 — Milwaukee Classic
 N2 — Los Angeles Classic
 N3 — at Detroit

1967-68

Record: 13-11; Big Ten 7-7 (5th)
 Coach: John Erickson

D 2	DePauwW90-68
D 5	Notre DameL73-81
D 9	SMUW120-82
D 15	LSU (N1)W96-94
D 16	Marquette (N1)W70-62
D 20	FloridaW86-81
D 27	Pennsylvania (N2)W86-67
D 28	Temple (N2)L80-82
D 29	Duquesne (N2)L66-76
J 6	MichiganW77-75
J 9	PurdueL79-99
J 11	MarquetteL56-71
J 16	Michigan StateW70-68
J 30	MinnesotaW72-62
F 3	Ohio StateL64-86
F 6	IllinoisL60-68
F 10	IndianaW95-83
F 12	Ohio StateW86-78
F 17	IowaL61-69
F 24	Michigan StateL77-87
F 27	MinnesotaW94-82
M 2	PurdueW104-84
M 5	IndianaL85-93
M 9	NorthwesternL75-77

N1 — Milwaukee Classic
 N2 — Quaker City Classic, Philadelphia

1968-69

Record: 11-13; Big Ten 5-9 (T8th)
 Coach: John Powless

N 30	NebraskaL55-68
D 3	Kansas (4)W67-62
D 7	North DakotaW94-48
D 11	Notre Dame (7)L56-57
D 14	Northern IllinoisW69-67
D 21	FloridaL66-71
D 27	Ohio (N1)W74-68
D 28	Marquette (N1)L56-59
D 31	Kentucky (N2) (3)W69-65
J 4	PurdueL80-86
J 7	Michigan StateL67-77
J 11	Ohio State (16)L69-84
J 14	MinnesotaW68-61
J 28	Marquette (16)W56-50
F 1	Illinois (7)L73-86
F 4	IndianaL63-65
F 8	Ohio State (12)W77-73
F 11	MinnesotaW69-63
F 15	Purdue (8)L69-87
F 22	Michigan StateW76-64
F 25	IndianaL84-101
M 1	MichiganL79-84
M 4	NorthwesternL70-72
M 8	IowaW84-74

N1 — Milwaukee Classic
 N2 — at Chicago Stadium

1969-70

Record: 10-14; Big Ten 5-9 (T6th)
 Coach: John Powless

D 1	Ball StateW88-74
D 6	Southern MethodistW78-76
D 8	KansasL60-76
D 13	Southern IllinoisL69-74
D 16	Iowa StateL73-84
D 20	PittsburghW85-71
D 26	Utah State (N1)W81-74
D 27	Marquette (N1)L43-64
J 3	IllinoisL69-74
J 6	PurdueL74-90
J 10	IowaL74-92
J 13	MinnesotaW90-84
J 27	Marquette (7)L51-60
J 31	Ohio (13)W72-69
F 3	Illinois (14)W66-65
F 7	Michigan StateW89-79
F 10	Iowa (14)L100-119
F 14	MichiganW84-74
F 17	IndianaL77-89
F 21	NorthwesternL75-82
F 24	Ohio StateL86-98
F 28	MichiganW90-86
M 3	NorthwesternL82-87
M 7	Ohio StateL87-96

N1 — Milwaukee Classic

1970-71

Record: 9-15; Big Ten 4-10 (T7th)
 Coach: John Powless

D 1	Eastern IllinoisW102-84
D 5	Michigan TechW114-70
D 8	PittsburghL76-81
D 12	Loyola (LA)W94-83
D 15	OhioL80-81
D 19	TulaneW96-77
D 29	Texas (N1)W89-73
D 30	Marquette (N1) (3)L69-72
J 9	MichiganL89-90
J 12	IllinoisL82-84
J 16	Ohio StateL69-83
J 19	NorthwesternW87-72
F 2	Marquette (1)L75-89
F 6	IowaL91-93
F 9	Southern IllinoisL75-86
F 13	NorthwesternL91-101
F 16	Ohio State (20)L71-79
F 20	Michigan StateL78-97
F 23	IllinoisW88-84
F 27	IowaW89-83
M 2	Indiana (T18) (20T)W94-87
M 6	MinnesotaL98-104
M 9	PurdueL77-81
M 13	MichiganL73-93

N1 — Milwaukee Classic

1971-72

Record: 13-11; Big Ten 6-8 (T5th)
 Coach: John Powless

D 1	Michigan TechW107-74
D 4	TulaneL70-72
D 6	Loyola (LA)W67-66
D 8	DePauwW92-69
D 11	Northern MichiganW104-65
D 13	Florida TechW90-58
D 18	PittsburghW80-63
D 27	Marshall (N1) (17)L83-85
D 28	Georgetown (N1)W82-62
J 3	Marquette (2)L60-72
J 8	IowaW81-80
J 11	Michigan StateL76-83
J 15	Indiana (17) (OT)</		

F 22 PurdueW ...66-60
F 26 IllinoisL86-91
F 29 Michigan StateW ..101-74
M 4 NorthwesternL82-90
M 7 MichiganL70-93
M 11 Illinois.....W97-84
 N1 — Milwaukee Classic

1972-73

Record: 11-13; Big Ten 5-9 (9th)
 Coach: John Powless
N 25 UCLA (PS 1).....L53-94
D 2 SIU-EdwardsvilleW ..100-74
D 4 Oral Roberts (12).....L76-90
D 9 South Dakota.....W87-63
D 19 West VirginiaW77-59
D 29 Yale#.....W90-64
D 30 Marquette# (3) (20T).....L73-75
J 3 Pittsburgh.....W72-70
J 6 Indiana (20).....L64-78
J 8 Illinois.....L74-76
J 13 Minnesota (8).....L54-78
J 20 Michigan StateW93-80
J 22 Purdue (20).....L59-66
J 27 NorthwesternL73-74
J 29 Minnesota (9).....L64-81
F 3 Ohio State.....W84-76
F 6 Marquette (7).....L58-64
F 10 Illinois.....W99-88
F 17 Iowa.....L76-100
F 20 Ohio.....W82-68
F 24 Indiana (10).....L55-57
F 26 Purdue (20).....W71-63
M 3 Michigan.....W94-79
M 10 Michigan State (OT).....L78-79
 # — Milwaukee Classic

1973-74

Record: 16-8; Big Ten 8-6 (T4th)
 Coach: John Powless
D 1 Rollins.....W77-55
D 3 California-DavisW ..97-53
D 8 North Dakota St......W88-60
D 15 DePauw.....W92-51
D 19 West VirginiaW69-62
D 22 UW-Milwaukee.....W73-46
D 28 SMU#.....W74-73
D 29 Marquette# (6) (OT).....L48-49
J 5 NorthwesternW87-53
J 9 Ohio.....W69-68
J 12 Indiana (T13).....L51-52
J 19 Illinois.....W101-75
J 26 Ohio State.....W69-64
J 28 Michigan (20).....L75-83
F 2 Minnesota (OT).....L63-64
F 5 Marquette (6).....L58-59
F 9 Iowa.....W113-87
F 11 Indiana (12).....L63-81
F 16 Purdue.....L80-107
F 23 Ohio State.....W68-56
F 25 Michigan (17).....L74-79
M 2 Michigan StateW87-80
M 4 Iowa.....W74-58
M 9 NorthwesternW77-62
 # — Milwaukee Classic

1974-75

Record: 8-18; Big Ten 5-13 (8th)
 Coach: John Powless
N 30 Ohio.....W71-62
D 4 St. Mary's (CA)L60-62
D 7 Iowa State.....W86-84
D 18 Stanford.....L67-89
D 21 Brown.....W79-68
D 27 Virginia (N1).....L78-86
D 28 Georgia (N1) (OT).....L89-91
J 2 Minnesota.....L46-61
J 4 NorthwesternL66-69

J 11 PurdueL49-88
J 13 IllinoisL56-72
J 18 Ohio State.....L67-69
J 20 Indiana (1).....L69-89
J 25 Michigan State.....L87-105
J 27 Michigan (OT).....L73-75
F 1 Iowa (OT).....W86-85
F 4 Marquette (11).....L63-69
F 8 Purdue.....L64-69
F 10 Illinois.....W76-70
F 15 Ohio State.....L70-76
F 17 Indiana (1).....L58-93
F 22 Michigan StateW103-96
F 24 MichiganW70-68
M 1 Iowa.....L68-75
M 3 Minnesota.....L58-65
M 8 NorthwesternW94-70
 N1 — Milwaukee Classic

1975-76

Record: 10-16; Big Ten 4-14 (9th)
 Coach: John Powless
N 29 DePauw.....W105-63
D 3 North Dakota St......W87-79
D 6 Loyola (IL).....W88-73
D 8 Northern IllinoisW97-77
D 13 Northern Mich......W92-59
D 16 Marquette (7).....L54-78
D 29 Stanford (N1).....W70-64
D 30 Marquette (N1) (4).....L66-82
J 3 Michigan StateW70-63
J 5 Ohio State (OT).....W82-81
J 8 Michigan (16).....L81-106
J 10 Purdue.....L72-87
J 12 Illinois.....L61-71
J 17 Iowa.....L71-81
J 19 Minnesota.....L84-96
J 24 NorthwesternL60-62
J 31 Indiana (1).....L61-114
F 2 Michigan (16).....L86-107
F 7 Purdue.....L74-85
F 9 Illinois.....L59-70
F 14 Iowa.....L82-96
F 16 Minnesota.....L74-98
F 21 NorthwesternL77-90
F 26 Indiana (1).....L67-96
M 1 Ohio State.....W91-79
M 6 Michigan State.....W86-82
 N1 — Milwaukee Classic

1976-77

Record: 11-16; Big Ten 7-11 (T7th)
 Coach: Bill Cofield
N 27 Kentucky (6).....L64-72
D 2 St. Mary's (CA).....W82-76
D 6 DePaul.....W68-66
D 11 Stanford.....L66-70
D 13 Northern IllinoisL57-81
D 15 Loyola (IL).....W71-68
D 27 Boston College (N1).....W74-66
D 28 Marquette (N1) (12).....L57-64
J 6 Michigan StateL61-84
J 8 Michigan (6).....L63-66
J 13 Ohio State.....L58-60
J 15 Indiana.....L64-79
J 20 NorthwesternW61-60
J 22 Minnesota (13) %.....W64-82
J 24 Purdue (18).....L71-81
J 27 Michigan (7).....L64-69
J 29 Mich. St. (30T)W87-83
F 3 Illinois.....L72-82
F 5 Iowa.....L73-90
F 10 Purdue.....W76-74
F 12 Illinois.....W62-50
F 19 NorthwesternL88-98
F 21 Marquette (19).....L58-73
F 24 Indiana.....W66-64
F 26 Ohio State (OT).....L80-82
M 3 Minnesota (9) %.....W61-64
M 5 Iowa (20T).....L93-94

N1 — Milwaukee Classic
 % — Game later forfeited by Minnesota

1977-78

Record: 8-19; Big Ten 4-14 (T9th)
 Coach: Bill Cofield
D 1 UW-Milwaukee.....W72-66
D 3 Canisius.....W96-70
D 7 George WashingtonL74-77
D 9 Providence (14).....L62-73
D 12 Iowa State.....L73-82
D 14 DePaul.....L62-85
D 29 Loyola (IL).....W71-70
D 31 N. Illinois (OT).....W74-73
J 5 Ohio State.....L61-77
J 7 Michigan State (12).....L63-74
J 12 Purdue.....L70-79
J 14 Indiana.....W78-65
J 19 Michigan.....L64-83
J 21 Minnesota.....L51-61
J 28 NorthwesternL85-93
J 30 Iowa.....L73-88
F 2 Illinois.....L71-74
F 4 Iowa.....W82-72
F 9 Minnesota.....L55-64
F 11 Illinois.....W80-73
F 14 Marquette (1).....L64-75
F 16 Michigan.....L66-68
F 18 NorthwesternW81-80
F 23 Indiana.....L54-58
F 25 Purdue.....L78-87
M 2 Michigan State (6).....L75-89
M 4 Ohio State.....L78-83

1978-79

Record: 12-15; Big Ten 6-12 (T8th)
 Coach: Bill Cofield
N 24 UW-Milwaukee.....W74-55
N 28 St. John's (NY).....W73-68
D 1 Long Island (N1).....W89-70
D 2 St. Louis (N1).....W66-63
D 9 Loyola (IL).....W79-74
D 16 DePaul.....L78-84
D 23 Marquette (16).....W65-52
D 28 Louisville (N2) (16).....L53-70
D 29 Oral Roberts (N2).....L69-102
J 4 Michigan State (1).....L55-64
J 6 Ohio State.....L71-82
J 11 NorthwesternW95-82
J 13 Michigan.....W77-66
J 18 Illinois (8).....L74-81
J 20 Minnesota.....L72-82
J 25 Indiana.....L61-82
J 27 Purdue.....L60-73
F 1 Iowa (15).....L64-70
F 3 Purdue.....L48-54
F 8 Minnesota.....L72-74
F 10 Iowa (14).....L65-79
F 15 Illinois.....L64-81
F 17 Indiana (OT).....L62-68
F 22 Michigan.....W66-65
F 24 NorthwesternW72-70
M 1 Ohio State.....W76-73
M 3 Michigan St. (4).....W83-81
 N1 — Wisconsin Invitational, Madison
 N2 — Holiday Classic, Louisville, KY

1979-80

Record: 15-14; Big Ten 7-11 (8th)
 Coach: Bill Cofield
N 30 Okla. City (N1).....W99-92
D 1 E. Tenn. St. (N1).....W68-56
D 5 DePaul (10).....L77-90
D 8 Alabama.....L62-66
D 12 Eastern MichiganW69-57
D 15 Marquette.....W57-56
D 22 Cleveland StateW103-78
D 23 Morgan StateW94-42

D 27 Nebraska (N2) (OT).....L82-83
D 29 Nevada (N2).....W86-61
D 30 Army (N2).....W78-54
J 3 Northwestern.....W75-66
J 5 Indiana (11).....W52-50
J 10 Minnesota (OT).....L76-82
J 12 Iowa (12).....L65-66
J 17 Michigan StateL61-62
J 19 Illinois.....L64-69
J 24 Purdue (14) (OT).....L60-73
J 26 Ohio State (4).....W72-71
J 31 Michigan (OT).....L69-73
F 2 Ohio State (6).....W70-67
F 7 Illinois.....L50-67
F 9 Michigan.....L59-68
F 14 Michigan StateW80-66
F 16 Purdue (15).....L61-69
F 21 Iowa.....W62-58
F 23 Minnesota.....W70-55
F 28 Indiana (13).....L52-61
M 1 NorthwesternL50-53
 N1 — Wisconsin Invitational, Madison
 N2 — Rainbow Classic, Honolulu

1980-81

Record: 11-16; Big Ten 5-13 (9th)
 Coach: Bill Cofield
D 1 Alabama.....L75-90
D 5 Kentucky St. (N1).....W77-65
D 6 UW-GB (N1) (20T).....W68-66
D 9 Ball State.....W85-72
D 12 Davidson (N2).....L63-67
D 13 UNC-Charlotte (N2).....W71-63
D 22 Texas SouthernW58-49
D 31 Central MichiganW69-62
J 8 Minnesota (19).....L60-76
J 10 NorthwesternL48-50
J 15 Iowa (14).....L66-76
J 17 Purdue.....L69-71
J 22 Michigan StateW63-62
J 24 Illinois (15).....W54-45
J 29 Ohio State.....L67-71
J 31 Michigan (17).....L67-74
F 5 Indiana (17).....L64-89
F 7 Michigan (14).....L64-71
F 12 Illinois (17).....L65-84
F 14 Indiana (20).....L52-59
F 19 Michigan StateL65-74
F 21 Ohio State.....W77-63
F 26 Purdue.....L61-72
F 28 Iowa (8).....L75-96
M 5 NorthwesternW60-57
M 7 Minnesota (OT).....W60-58
M 10 Marquette.....L53-64
 N1 — Wisconsin Invitational, Madison
 N2 — First Union Classic, Charlotte, N.C.

1981-82

Record: 6-21; Big Ten 3-15 (10th)
 Coach: Bill Cofield
D 4 UIC (N1).....L66-74
D 5 UW-Green Bay (N1)W77-65
D 9 Central MichiganL68-71
D 12 Ball State.....W71-70
D 21 Northern IowaW65-53
D 27 Oregon (N2).....L82-85
D 28 Tennessee (N2).....L67-79
D 29 Iowa State (N2).....L79-103
J 7 Michigan.....W65-63
J 9 Ohio State.....L59-67
J 14 NorthwesternL55-61
J 16 Iowa (5).....L62-78
J 21 Minnesota (5).....L57-78
J 23 Michigan StateL58-68
J 28 Indiana.....L56-62
J 30 Purdue.....L67-81
F 4 Illinois.....L54-88
F 6 Purdue.....L46-55
F 11 Minnesota (9).....L60-71
F 13 Illinois.....L60-68

WISCONSIN HISTORY

F 18 Indiana (20)L57-88
F 20 Michigan StateW65-60
 F 25 Iowa (11)L55-79
 F 27 NorthwesternW61-60
M 4 Ohio StateL75-77
M 6 MichiganL84-91
 M 9 MarquetteL64-94
 N1 — Wisconsin Invitational, Madison
 N2 — Far West Classic, Portland, Ore.

1982-83

Record: 8-20; Big Ten 3-15 (10th)
 Coach: Steve Yoder
N 27 Washington StateL64-66
N 29 ToledoW79-71
D 1 Northern IowaW76-69
D 4 Kansas StateW64-52
 D 8 Ball StateL66-76
D 11 Central MichiganW83-67
 D 20 Northern Illinois (N1).....W58-55
 D 28 Georgetown (N2) (10).....L43-71
 D 29 USC (N2)L76-86
J 6 Purdue (20)L64-80
J 8 IllinoisL54-61
 J 13 Michigan StateL66-86
 J 15 MichiganL57-62
J 20 NorthwesternW49-45
J 22 Iowa (10)W65-62
J 29 Minnesota (16)L58-65
 F 3 Indiana (6)L73-83
 F 5 Ohio StateL69-82
F 9 Ohio StateL65-68
F 12 Indiana (4)L56-75
F 17 MarquetteL62-68
 F 19 MinnesotaL71-78
 F 24 Iowa (17)L63-93
 F 26 Northwestern (N3)L57-64
M 2 MichiganW82-70
M 5 Michigan StateL65-91
 M 10 IllinoisL64-71
 M 12 PurdueL64-79
 N1 — at Metro Centre, Rockford, Ill.
 N2 — Winston Tire Classic, Los Angeles
 N3 — at Alumni Hall (DePaul), Chicago

1983-84

Record: 8-20; Big Ten 4-14 (10th)
 Coach: Steve Yoder
N 26 Florida A&MW100-56
 D 1 Northern IowaL59-60
D 3 Southern IllinoisW78-72
D 5 Nebraska (20T)L69-71
D 7 Northern IllinoisW90-68
 D 10 Kansas StateL64-71
 D 20 ToledoL60-73
 D 29 Oklahoma State (N1)L84-89
 D 30 Yale (N1)W87-77
 J 5 PurdueL65-84
J 7 Illinois (14) (OT)L62-63
J 12 Michigan StateW81-74
J 14 MichiganW71-64
 J 19 Northwestern (OT)W61-60
 J 21 IowaL62-75
 J 25 MinnesotaL62-75
F 2 Ohio StateL74-85
F 4 IndianaL67-81
 F 9 IndianaL64-74
 F 11 Ohio StateL65-71
F 15 MinnesotaL67-68
 F 16 MarquetteL59-74
F 23 IowaL55-63
F 26 NorthwesternW54-47
 M 1 MichiganL75-84
 M 3 Michigan StateL59-78
M 6 Purdue (11)L48-61
 M 10 Illinois (7)L57-81
 N1 — Merrill Lynch Classic, Dayton, Ohio

1984-85

Record: 14-14; Big Ten 5-13 (9th)
 Coach: Steve Yoder
N 25 Morgan StateW93-78
D 1 Washington StateW61-59
D 3 Kentucky StateW88-74
D 6 South DakotaW96-56
D 8 Central MichiganW74-63
 D 12 NebraskaL51-53
D 14 DartmouthW90-70
 D 22 Northern Illinois (N1).....W83-71
 D 28 Texas A&M (N2)W71-69
 D 29 New Mexico (N2).....W83-74
 J 5 NorthwesternW52-51
 J 9 Ohio StateL88-99
 J 12 Indiana (11)L68-90
J 17 Illinois (11)L67-78
J 19 PurdueL68-72
 J 24 MinnesotaL62-72
 J 26 IowaL65-105
J 31 Michigan StateL68-77
F 2 Michigan (10)L81-94
F 7 IndianaL54-58
F 9 Ohio StateW92-78
 F 14 PurdueL52-67
 F 16 Illinois (17)L49-68
F 20 Iowa (14)W54-53
F 24 MinnesotaW65-61
 F 28 Michigan (3)L68-88
 M 2 Michigan StateL63-83
M 9 NorthwesternW61-53
 N1 — at Metro Centre, Rockford, Ill.
 N2 — Lobo Invitational, Albuquerque, N.M.

1985-86

Record: 12-16; Big Ten 4-14 (9th)
 Coach: Steve Yoder
N 22 South CarolinaW68-65
N 27 Cal. State-LAW104-88
N 30 MarquetteW75-74
D 2 San Francisco St.W90-61
D 5 East Texas StateW82-60
D 7 Miami (FL)W88-66
 D 9 Washington StateW74-68
D 12 Northern IllinoisW76-67
 D 27 Boston College (N1)L72-74
 D 28 Princeton (N1)L49-54
J 4 NorthwesternW57-52
J 9 Ohio StateL61-78
J 11 IndianaL69-80
 J 16 IllinoisL54-73
 J 19 Purdue (19)L73-100
J 23 MinnesotaL65-67
J 25 IowaW69-63
 J 30 Michigan StateL81-83
 F 1 Michigan (9)L64-91
 F 6 Indiana (18)L69-78
 F 8 Ohio StateL71-73
F 13 PurdueL78-80
F 15 IllinoisL74-82
 F 20 IowaL48-101
 F 22 MinnesotaW70-64
F 26 Michigan (10)L74-97
M 2 Michigan State (17)L71-84
 M 9 NorthwesternW70-68
 N1 — Fiesta Bowl Classic, Tucson, Ariz.

1986-87

Record: 14-17; Big Ten 4-14 (8th)
 Coach: Steve Yoder
N 28 Nebraska-OmahaW86-47
N 29 South FloridaW65-51
 D 1 MarquetteL71-84
D 4 South CarolinaW47-45
 D 6 Central MichiganL66-80
 D 8 Miami (FL)W65-54
D 10 North Dakota St.W81-76
 D 11 Northern Illinois (N1).....W95-63
D 22 Eastern IllinoisW72-68

D 23 Kentucky StateW87-59
 D 27 Hawaii (N2)W82-77
 D 29 California (N2)W66-63
 D 30 Pittsburgh (N2) (17)L82-98
 J 3 MinnesotaL67-69
 J 5 Iowa (2)L63-78
J 8 Illinois (12)L66-68
J 10 Purdue (6)L48-57
 J 15 Indiana (4)L65-103
 J 17 Ohio StateL66-81
J 22 Michigan StateL78-81
J 24 MichiganL78-84
 J 31 NorthwesternW62-57
 F 5 Purdue (7)L62-70
 F 7 Illinois (14)L74-99
F 12 Ohio StateL69-83
F 16 Indiana (2) (30T)L85-86
 F 18 MichiganL64-77
 F 21 Michigan StateW65-63
M 1 NorthwesternW76-59
M 5 MinnesotaW69-52
M 8 Iowa (6)L71-81
 N1 — at Metro Centre, Rockford, Ill.
 N2 — Rainbow Classic, Honolulu

1987-88

Record: 12-16; Big Ten 6-12 (7th)
 Coach: Steve Yoder
N 28 South FloridaW58-55
D 1 N. Illinois (N1)W87-77
 D 3 Eastern IllinoisL52-59
D 5 ButlerW92-80
 D 8 Southern IllinoisL76-80
D 10 MarquetteW66-55
D 12 Loyola (IL)L75-78
 D 28 UNLV (15) (N2)L65-102
 D 29 Northern Iowa (N2)W64-56
J 3 Wash. St. (N1)W80-65
J 7 Mich. St. (20T)W78-72
J 9 Ohio StateW64-63
 J 14 Indiana (15)L53-55
J 16 Illinois (20)L65-80
 J 21 Michigan (7)L54-65
J 25 Iowa (16)L89-104
J 30 NorthwesternW80-59
 F 3 Purdue (6)L62-86
 F 8 MinnesotaL62-71
F 11 Michigan (12)L67-80
 F 13 Ohio StateL53-78
 F 21 IllinoisL65-85
F 24 IndianaL74-84
F 28 Minnesota (N1)W81-70
M 3 Purdue (2)L56-84
 M 5 NorthwesternW74-69
 M 10 Iowa (15)L70-103
 M 12 Michigan StateW71-69
 N1 — Played at Dane County Coliseum
 N2 — Rebel Classic, Las Vegas

1988-89

Record: 18-12; Big Ten 8-10 (T6th)
 Coach: Steve Yoder
N 26 OregonW74-47
N 28 Ferris StateW98-61
 D 2 Maine (N1)W89-72
 D 3 Marquette (N1)W70-55
D 5 Eastern IllinoisW52-44
 D 7 Loyola (IL)L76-90
 D 10 ButlerW63-53
D 14 DenverW89-34
D 30 Eastern MichiganW84-69
J 4 MinnesotaW75-67
 J 7 Ohio State (14)L70-73
 J 12 Illinois (2)L80-103
J 14 PurdueL62-68
J 19 Indiana (19) (OT)L58-61
J 21 Michigan (6)W71-68
 J 26 Iowa (12)L70-78
 J 28 NorthwesternW59-58
F 2 Michigan St. (OT)W69-64

F 8 MinnesotaL58-59
F 11 Iowa (8)W65-54
F 15 NorthwesternW72-60
F 18 Illinois (5)W72-52
F 22 MarquetteW61-50
 F 25 Michigan (13)L70-92
 M 2 PurdueL60-65
M 4 Ohio StateW77-65
 M 9 Indiana (6)L64-75
 M 11 Michigan StateL61-70
 National Invitation Tournament
 (Madison, Wis.)
M 15 New OrleansW63-61
M 20 St. LouisL68-73
 N1 — First Bank Classic, Milwaukee

1989-90

Record: 14-17; Big Ten 4-14 (T8th)
 Coach: Steve Yoder
N 24 E. Michigan (N1)L52-71
N 25 W. Kentucky (N1)W73-62
N 26 Bradley (N1)W63-57
N 28 North Dakota St.W81-55
 D 1 Gonzaga (N2)W63-58
 D 2 Marquette (N2) (OT)W63-58
 D 4 Washington StateL52-55
D 7 Western IllinoisW69-42
D 9 ButlerW75-59
D 15 RollinsW68-46
 D 28 Georgia (N3)L64-65
 D 29 Manhattan (N3)W63-48
 J 4 Illinois (4)L59-73
J 6 Michigan StateL61-64
J 11 Iowa (OT)W73-69
 J 13 Ohio StateL53-68
J 17 Purdue (24)L54-56
J 22 Minnesota (21)W77-75
J 25 Illinois (10)L63-66
 J 27 NorthwesternL85-87
 F 1 Indiana (22)L61-85
F 3 Michigan (4)L63-77
 F 8 Michigan State (23)L57-60
 F 10 IowaW80-71
F 15 Ohio StateL58-68
 F 17 Purdue (12)L55-62
F 19 MarquetteW82-65
 F 22 Minnesota (18)L67-68
M 1 NorthwesternW65-50
M 3 IndianaL68-70
 M 8 Michigan (13)L64-94
 N1 — San Juan Shootout, San Juan, P.R.
 N2 — First Bank Classic, Milwaukee
 N3 — Tribune Classic, Tempe, Ariz.

1990-91

Record: 15-15; Big Ten 8-10 (7th)
 Coach: Steve Yoder
N 24 Oregon (OT)W72-70
N 29 San Francisco St.W72-53
 D 1 Southern MethodistW65-49
 D 4 MarquetteL58-69
D 8 Southern IndianaL66-78
D 11 NebraskaL63-75
 D 15 Butler (20T)L88-94
D 22 Texas-ArlingtonW105-74
D 31 Tennessee TechW71-65
J 5 PortlandW74-50
J 7 MinnesotaW72-62
 J 10 Michigan StateL50-65
 J 12 Ohio State (4)L60-92
J 17 Iowa (24)W91-79
J 19 Michigan (OT)L68-69
 J 24 NorthwesternW74-57
J 26 PurdueW66-44
 J 30 Indiana (4)L57-73
 F 2 IllinoisL62-70
F 9 Mich. St. (25) (20T)W84-78
F 14 Ohio State (2)L71-73
 F 16 IowaW56-55
 F 21 MichiganL62-65

F 24 NorthwesternW79-76
 F 28 PurdueL62-69
M 2 Indiana (5)L61-74
M 6 IllinoisW85-77
 M 9 MinnesotaL70-80
 National Invitation Tournament
 (Madison, Wis.)
M 13 Bowling Green (OT)W87-79
M 18 StanfordL72-80

1991-92

Record: 13-18; Big Ten 4-14 (9th)
 Coach: Steve Yoder
N 23 Loyola (IL)W89-67
N 25 SE Missouri St. (OT)W82-71
 N 30 PortlandW96-87
D 3 SMUL64-66
D 5 C. Conn. St.W80-54
D 7 Coastal CarolinaW91-57
 D 11 NebraskaL67-86
D 13 Sam Houston St.W98-75
D 21 HowardW64-57
 D 27 Washington St. (N1)L51-73
 D 29 Navy (N1)W93-58
 D 30 Fresno State (N1)L68-71
J 4 MarquetteW81-63
J 8 NorthwesternW69-67
J 11 Indiana (10)L63-79
J 15 MinnesotaL48-49
 J 22 IllinoisL67-74
 J 25 Michigan (16)L83-98
 J 29 IowaL66-73
F 2 PurdueW79-69
 F 5 Ohio State (8)L72-86
F 8 Michigan St. (11)L64-79
 F 12 Michigan State (12)L61-76
F 15 Ohio State (8)L63-67
F 20 IllinoisW92-78
F 26 Michigan (17)W96-78
 F 29 PurdueL51-61
 M 4 MinnesotaL57-76
M 7 IowaL65-70
 M 12 Indiana (4)L41-66
 M 14 NorthwesternL65-76
 N1 — at Rainbow Classic, Honolulu

1992-93

Record: 14-14; Big Ten 7-11 (T8th)
 Coach: Stu Jackson
 D 1 Loyola (IL)L66-68
D 5 UW-Green BayW70-65
D 8 Bethune-Cookman .W75-50
D 12 UW-MilwaukeeL72-77
D 14 Charleston SouthW101-72
D 23 Detroit MercyW108-86
D 29 Alcorn StateW110-81
D 31 FairfieldW76-55
 J 2 MarquetteW77-67
J 9 Michigan (3)L73-98
 J 13 Purdue (17)L60-76
J 16 Minnesota (19)W79-70
J 20 Ohio State (24)W76-67
 J 23 Michigan State (21)W67-66
 J 27 IllinoisL72-80
 J 30 Penn StateW75-68
F 3 NorthwesternW101-87
 F 10 Michigan (4)L66-85
F 13 Purdue (18) (20T)L87-90
 F 18 MinnesotaL71-85
 F 20 Ohio StateL70-80
F 24 Michigan StateW65-62
F 28 IllinoisW74-66
M 3 Penn StateL58-62
 M 6 NorthwesternL89-100
 M 10 Iowa (17)L65-91
M 14 Indiana (2)L80-87
 National Invitation Tournament
 (Madison, Wis.)
M 17 RiceL73-77

1993-94

Record: 18-11; Big Ten 8-10 (7th)
 Coach: Stu Jackson
N 27 UW-MilwaukeeW106-84
 D 4 Loyola MarymountW103-67
D 8 UW-Green BayW64-50
 D 11 Texas TechW91-88
D 13 Eastern MichiganW94-68
D 23 Miss. Valley St.W115-79
D 27 StanfordW80-73
D 29 GramblingW103-83
J 2 Marquette (24)W71-52
 J 6 Penn StateW71-56
J 8 Ohio StateW69-55
 J 12 Minnesota (18)L53-90
J 15 Purdue (9)W75-69
 J 19 Michigan StateL60-70
J 25 IllinoisW66-56
 J 29 Michigan (15)L75-79
F 2 Michigan StateW87-62
 F 5 Ohio StateL57-73
F 9 Penn StateW77-64
F 12 Minnesota (23)L78-109
 F 16 Purdue (9)L64-67
F 19 NorthwesternL71-75
 F 27 IllinoisL65-76
M 2 Michigan (3)W71-58
 M 5 NorthwesternL54-66
M 9 IowaW95-71
 M 12 Indiana (18)L65-78
 NCAA Tournament
 (West Regional, Ogden, Utah)
 M 17 Cincinnati (25)W80-72
 M 19 Missouri (5)L96-109

1994-95

Record: 13-14; Big Ten 7-11 (9th)
 Coach: Stan Van Gundy
N 26 Wright StateW86-63
N 30 UW-Green BayW61-57
D 3 Texas TechW70-65
D 6 ValparaisoW69-51
 D 10 Eastern MichiganL76-92
D 14 UW-MilwaukeeW90-64
D 23 Loyola-Mary.W75-60
 D 27 StanfordL78-95
 D 31 MarquetteL65-80
J 4 Michigan St. (14)L64-78
 J 7 Indiana (21)L70-73
 J 11 Ohio StateW81-59
J 14 MinnesotaW74-67
 J 21 IowaL84-96
J 26 Penn StateL67-78
J 28 NorthwesternW97-73
 F 1 MichiganL58-62
F 4 IllinoisW73-60
F 11 MichiganW70-65
 F 15 NorthwesternW70-56
 F 18 Penn StateL67-74
F 22 IowaL77-84
 F 26 Purdue (21)L56-66
 F 28 MinnesotaL70-78
M 4 Ohio StateW80-69
M 8 IndianaL70-72
 M 11 Michigan State (9)L72-97

1995-96

Record: 17-15; Big Ten 8-10 (8th)
 Coach: Dick Bennett
 N 20 Villanova (N1) (3)L58-66
 N 21 UCLA (N1) (4)L57-68
 N 22 Chaminade (N1)W104-66
N 28 NE IllinoisW89-55
D 2 Temple (OT)W57-54
 D 5 Wright StateW94-91
D 9 St. BonaventureL62-76
 D 11 ProvidenceL57-58
D 14 ValparaisoW90-73
D 23 UW-MilwaukeeW94-63

D 28 Eastern IllinoisW105-70
D 31 MarquetteW55-46
J 3 Michigan (21)W51-46
 J 7 Penn StateL50-79
 J 10 IndianaL55-81
J 13 Iowa (11)W80-71
J 17 Michigan StateW61-48
 J 20 NorthwesternL52-62
J 24 Minnesota (OT)W73-65
 J 31 Ohio StateL55-63
 F 3 IllinoisW57-56
F 7 Purdue (14)L42-75
F 10 Ohio StateW62-56
 F 17 MinnesotaL66-70
F 21 NorthwesternL71-82
 F 24 Michigan StateW73-52
 F 28 Iowa (20)L54-69
M 2 IndianaL68-76
M 6 Penn State (16)W54-52
 M 9 MichiganL51-65
 National Invitation Tournament
 (Madison, Wis.)
M 13 ManhattanW55-42
M 18 Illinois StateL62-77
 N1 — Maui Invitational

1996-97

Record: 18-10; Big Ten 11-7 (T4th)
 Coach: Dick Bennett
 N 23 Memphis (N1)W49-46
N 30 UNC-WilmingtonW68-35
 D 4 Temple (OT)W64-57
D 7 BrownW52-30
D 10 UW-MilwaukeeW61-41
 D 14 St. BonaventureW77-68
D 23 ProvidenceL57-59
D 26 Ball StateW74-59
 D 31 MarquetteL52-59
 J 2 Minnesota (15)L48-65
J 4 Indiana (12)W71-58
J 9 Michigan StateL50-58
 J 11 IowaL53-78
J 18 Penn StateW64-45
 J 22 PurdueL52-60
 J 25 IllinoisW73-56
J 29 NorthwesternW65-53
 F 1 Ohio StateL42-60
F 6 Michigan (13)W58-53
 F 8 NorthwesternW56-44
F 12 Illinois (20)W62-45
F 15 PurdueW69-52
 F 19 Penn StateW49-45
F 26 IowaW49-48
 M 1 Michigan StateL49-68
 M 5 Indiana (25)L66-70
M 8 Minnesota (2)W66-65
 NCAA Tournament
 (East Regional, Pittsburgh, Pa.)
 M 14 TexasW58-71
 N1 — at Ottawa, Ont.

1997-98

Record: 12-19; Big Ten 3-13 (T9th)
 Coach: Dick Bennett
N 14 MarquetteL60-65
N 18 Illinois State (24)W80-66
 N 24 PepperdineL66-77
 N 28 Pacific (N1)L48-55
 N 29 Oklahoma (N1) (18)W75-64
 N 30 Montana (N1)W78-61
D 6 Temple (20)L49-59
D 9 Toledo (OT)W73-68
 D 13 Ball StateL56-68
D 20 Coppin StateW71-63
D 23 NevadaW62-53
 D 27 Fresno StateW64-60
D 31 Michigan (18)L63-76
 J 3 Ohio StateW64-59
 J 8 Michigan StateL40-63
J 14 Penn StateW76-57

EXHIBITION GAMES

Wisconsin has, for years, squared off in one or two exhibition games as a tune-up for the regular season. Below is a listing of those contests.

11/16/04	UW-Platteville	W	78-44
11/10/04	UW-Parkside	W	81-42
11/17/03	Charl. Lowgators	W	102-95
11/8/03	EA Sports	W	103-81
11/17/02	EA Sports	W	71-52
11/13/02	Gallos de Palea	W	97-55
11/13/01	Ath. in Action	W	82-57
11/10/01	EA Sports	W	95-64
11/11/00	Ath. in Action	W	69-66
11/4/00	BWBA	W	73-59
11/8/99	Ath. in Action	W	73-54
11/6/99	Calif. All-Stars	W	99-65
11/9/98	Calif. All-Stars	W	67-40
11/5/98	Ath. in Action	W	80-71
11/10/97	Ath. in Action	W	54-51
11/5/97	Yugoslavia	W	64-48
11/13/96	Australian Select	W	78-65
11/8/96	Ath. in Action	W	75-63
11/15/95	Marathon	W	84-68
11/7/95	Georgia Select	W	79-33
11/20/94	Marathon Oil	W	91-73
11/8/94	Croatia Nat'ls	W	81-62
11/21/93	Marathon	W	106-84
11/16/93	Slovakia Und.-22	W	99-20
11/22/92	Marathon	W	98-91
11/17/92	Russian Nationals	L	81-87
11/17/91	Brazil Ripasa	W	64-62
11/7/91	Ath. in Action	W	103-95
11/18/90	Marathon	W	94-77
11/8/90	Ukraine Nat'ls	W	91-74
11/19/89	Brazil	W	86-74
11/16/88	Victoria All-Stars	W	84-62
11/19/87	Brandon (Canada)	W	80-56
11/11/86	Poland	L	72-74
11/6/85	Czechoslovakia	W	103-83
11/21/84	Yugoslavia (Zadar)	W	76-67
11/9/83	Yugoslavia	L	59-83
11/11/82	Windsor (Canada)	W	94-58
11/16/81	China	W	88-81
11/13/80	Team Fiat	W	77-70
11/12/79	Yugoslavia	L	70-93
11/19/75	Windsor (Canada)	W	99-68
12/15/71	Australia	W	90-78
1/4/71	Australia	W	94-63

All-time Record: 40-4

J 17 NorthwesternW56-33
 J 21 IllinoisL48-62
J 25 IndianaL59-69
 J 27 MinnesotaL48-58
 J 31 Purdue (10)L59-82
F 3 Iowa (24)L76-79
F 7 Illinois (OT)L47-53
 F 11 NorthwesternL39-47
 F 14 Penn StateL69-75
F 18 UW-MilwaukeeW65-58
F 21 Michigan St. (14)L47-53
F 25 Ohio StateL56-61
 F 28 Michigan (21)L70-76
 Big Ten Tournament
 (United Center, Chicago, Ill.)
 M 5 Penn StateW52-51
 M 6 Illinois (18)L61-66
 N1 — Big Island Invitational, Hilo, Hawaii

1998-99

Record: 22-10; Big Ten 9-7 (T3rd)
Coach: Dick Bennett

N 14 Loyola ChicagoW66-29
N 16 UW-Milwaukee.....W75-63
 N 20 New Mexico St. (N1)L52-66
 N 21 Virginia (N1)W66-56
 N 22 Nebraska (N1)W78-41
 N 28 Rhode IslandW65-59
D 2 Northern IllinoisW67-52
 D 5 Illinois StateW71-54
 D 9 Temple (16)W63-56
D 12 PepperdineW57-51
 D 15 TexasW65-62
 D 23 MarquetteW61-45
D 27 Fresno StateW87-65
 D 30 MichiganL55-59
J 2 Ohio State (OT)L74-78
J 6 Michigan St. (12)W66-51
J 10 Purdue (9)W61-56
 J 13 Penn StateW61-58
 J 16 NorthwesternW57-49
J 20 Illinois.....W75-53
 J 23 Iowa (14)W72-52
J 30 Minnesota (19).....W61-50
 F 3 Indiana (21)L60-71
 F 6 IllinoisL51-53
F 10 NorthwesternW57-45
F 13 Penn StateW73-63
 F 21 Michigan State (4)L51-56
 F 24 Ohio State (10)L54-63
F 27 MichiganL39-51
 Big Ten Tournament
 (United Center, Chicago, Ill.)
 M 5 Iowa (20)W74-50
 M 6 Michigan State (2)L41-56
 NCAA Tournament
 (East Regional, Charlotte, N.C.)
 M 12 SW Missouri StateL32-43
 # — Top of the World Classic, Fairbanks, Alaska

1999-2000

Record: 22-14, Big Ten 8-8 (6th)
Coach: Dick Bennett

N 12 Missouri (N1)W66-55
 N 13 Syracuse (N1)L49-68
N 20 Ball StateW60-50
 N 23 UW-MilwaukeeW69-49
 N 30 Wake Forest (N2)L48-67
D 3 Rhode IslandW66-43
D 7 Texas (10).....W61-45
D 8 UW-Green BayW55-34
 D 11 South FloridaL63-66
 D 14 Northern IllinoisL51-55
D 23 MarquetteW86-74
D 29 Temple (17).....W62-44
 J 5 Indiana (10)L67-71
J 8 Illinois (19)W63-59
J 13 Ohio State (17)L51-53
 J 15 PurdueL52-63
 J 19 Penn StateL61-76
J 22 MinnesotaW85-53
J 26 PurdueW55-45
J 29 IowaL55-61
 F 2 Ohio State (5)L48-51
 F 5 MinnesotaW66-64
F 12 Michigan State (6).....L44-61
F 16 MichiganW75-59
 F 19 Michigan State (6)L54-59
 F 23 IowaW54-45
 M 1 NorthwesternW62-46
M 5 Indiana (14)W56-53

Big Ten Tournament
 (United Center, Chicago, Ill.)
 M 9 NorthwesternW51-41
 M 10 Purdue (22)W78-66
 M 11 Michigan State (5)L46-55
 NCAA Tournament
 (West Regional, Salt Lake City, Utah
 and Albuquerque, N.M.)
 M 16 Fresno StateW66-56
 M 18 Arizona (4)W66-59
 M 23 LSU (10)W61-48
 M 25 Purdue (25)W64-60
 NCAA Final Four
 (Indianapolis, Ind.)
 A 1 Michigan State (2)L41-53
 N1 — NABC Classic, Syracuse, N.Y.
 N2 — ACC-Big Ten Challenge

2000-01

Record: 18-11, Big Ten 9-7 (5th)
Coach: Dick Bennett/Brad Soderberg

N 21 TennesseeL58-66
N 25 Northern IllinoisW68-64
 N 29 Maryland #13(OT)W78-75
D 2 XavierW61-46
 D 6 UW-Green BayW61-53
D 9 OhioW65-46
 D 14 TempleW66-58
D 16 UW-Milwaukee.....W55-47
 D 23 MarquetteW52-47
D 30 South Florida (OT).....W63-61
J 4 IndianaW49-46
 J 6 MinnesotaL49-54
 J 10 PurdueL67-73
 J 13 Michigan St. (3) (OT)L59-69
J 16 Iowa (14)W67-54
J 24 Ohio StateW57-42
J 27 Penn StateW63-58
J 30 ButlerL44-58
 F 3 MichiganW60-41
F 7 PurdueW73-54
 F 10 Ohio StateL58-63
 F 13 Illinois (4)L67-68
F 18 NorthwesternW59-37
F 21 MinnesotaW64-54
 F 24 IndianaL55-85
F 27 Michigan State (3).....L47-51
 M 3 IowaW59-57
 Big Ten Tournament
 (United Center, Chicago, Ill.)
 M 9 IndianaL52-64
 NCAA Tournament
 (West Regional, Boise, Idaho)
 M 15 Georgia StateL49-50
 # — ACC-Big Ten Challenge, Milwaukee, Wis.

2001-02

BIG TEN CHAMPIONS
 Record: 19-13, Big Ten 11-5 (T1st)
 Coach: Bo Ryan

N 17 UNLVL69-74
 N 23 Hawaii-Hilo%W78-62
 N 24 Weber State%L69-73
 N 25 Hawaii%L57-60
 N 28 Georgia Tech#L61-62
D 1 UW-Green BayW70-57
D 3 Temple (20T)L67-70
 D 8 OhioW77-71
 D 10 XavierL48-57
D 15 FurmanW68-60
D 22 Marquette (14).....W86-63

D 27 UW-MilwaukeeW81-79
D 29 TennesseeW65-62
 J 2 IowaL57-69
J 5 Illinois (7).....W72-66
 J 9 Penn StateL49-51
 J 12 Michigan State (25)W64-63
J 16 MinnesotaW73-64
J 19 PurdueW77-66
 J 23 Illinois (9)L48-80
J 26 Penn StateW66-63
 J 30 NorthwesternL60-69
 F 2 MichiganL53-64
F 6 Ohio State (16) (OT).....W94-92
F 9 NorthwesternW73-44
 F 13 Indiana (22)W64-63
 F 16 MinnesotaW67-62
F 19 IowaW64-56
F 27 MichiganW74-54
 Big Ten Tournament
 (Conseco Fieldhouse, Indianapolis, Ind.)
 M 8 IowaL56-58
 NCAA Tournament
 (East Regional, Washington, D.C.)
 M 15 St. John'sW80-70
 M 17 Maryland (4)L57-87
 % — Big Island Invitational, Hilo, Hawaii
 # — ACC-Big Ten Challenge

2002-03

BIG TEN CHAMPIONS
 Record: 24-8 Big Ten 12-4 (1st)
 Coach: Bo Ryan

N 15 E. WashingtonW81-55
N 16 N. IllinoisW84-56
N 23 UW-Milwaukee.....W83-72
 N 30 UW-Green BayW69-52
D 4 Wake Forest#L80-90
D 7 UNLVW91-74
D 11 New HampshireW85-36
 D 14 Marquette (16)L54-63
D 21 Texas SouthernW81-58
D 23 OhioW75-51
 J 2 TempleW80-67
J 4 Chicago StateW73-45
 J 8 MichiganL65-66
 J 11 Illinois (10)L63-69
J 15 MinnesotaW66-50
 J 18 Ohio StateL53-52
J 22 IowaW74-61
J 29 NorthwesternW69-50
F 1 Penn StateW86-55
 F 5 Purdue (24)L60-78
 F 8 NorthwesternW74-59
F 11 Michigan StateW64-53
F 15 IndianaW71-59
 F 19 Penn StateL57-58
F 22 IowaW61-53
F 26 MichiganW73-42
 M 2 MinnesotaW69-61
M 5 Illinois (14)W60-59
 Big Ten Tournament
 (United Center, Chicago, Ill.)
 M 14 Ohio StateL50-58
 NCAA Tournament
 (Midwest Regional, Spokane, Wash. and
 Minneapolis, Minn.)
 M 20 Weber StateW81-74
 M 22 TulsaW61-60
 M 27 Kentucky (1)L57-63
 # — ACC-Big Ten Challenge

2003-04

BIG TEN TOURNAMENT CHAMPIONS
 Record: 25-7, Big Ten 12-4 (T2nd)
 Coach: Bo Ryan

N 21 PennsylvaniaW64-53
N 25 Eastern IllinoisW81-47
N 29 RutgersW55-43
 D 2 at Maryland# (OT)L67-73
D 6 DetroitW68-42

D 10 UW-Green BayW73-57
D 13 UW-Milwaukee.....W89-71
D 20 Marquette (23)W63-59
 D 27 vs. Ohio%W71-48
 D 30 at AlabamaL56-71
J 3 College of Charleston.....W75-49
J 6 IndianaW79-45
J 10 Michigan StateW77-64
 J 14 at PurdueL51-53
J 21 MichiganW74-63
J 24 Illinois.....W76-56
 J 28 at Ohio StateW69-57
F 4 MinnesotaW80-66
 F 7 at NorthwesternL51-69
 F 11 at IowaW54-52
F 14 Ohio StateW78-48
 F 18 at IllinoisL57-65
 F 22 at MichiganL59-71
F 25 Penn StateW68-45
F 29 PurdueW82-46
 M 2 at Michigan State (OT)W68-64
 M 6 at IndianaW70-52
 Big Ten Tournament
 (Conseco Fieldhouse, Indianapolis, Ind.)
 M 12 MinnesotaW66-52
 M 13 Michigan StateW68-66
 M 14 Illinois (12)W70-53
 NCAA Tournament
 (E. Rutherford Regional, Milwaukee, Wis.)
 M 19 RichmondW76-64
 M 21 Pittsburgh (9)L55-59
 # — ACC-Big Ten Challenge
 % — Rock-N-Roll Shootout, Cleveland, Ohio

2004-05

Record: 25-9, Big Ten 11-5 (3rd)
 Coach: Bo Ryan

N 20 Pennsylvania.....W77-44
N 23 UC-Santa BarbaraW72-61
 N 27 PepperdineL61-75
N 30 Maryland (12)#W69-64
 D 4 RutgersW70-62
D 7 UW-Green BayW65-55
 D 11 MarquetteL54-63
D 15 UW-Milwaukee.....W66-37
D 23 UNC-GreensboroW85-53
D 27 Western CarolinaW89-49
D 29 Alabama (18).....W76-62
 J 5 PurdueW77-68
 J 8 IndianaL61-74
J 11 Ohio StateW72-66
J 16 Michigan St. (15)W62-59
 J 22 MichiganW72-61
J 25 Illinois (1)L65-75
 J 29 Penn StateW76-50
F 2 NorthwesternW73-58
 F 5 MinnesotaL50-60
F 9 IowaW72-69
 F 12 Illinois (1)L59-70
F 16 MichiganW76-50
 F 24 Michigan State (10)L64-77
 F 27 Ohio StateW64-56
M 1 IndianaW62-60
M 5 PurdueW64-52
 Big Ten Tournament
 (United Center, Chicago, Ill.)
 M 11 Ohio StateW60-49
 M 12 IowaW59-56
 M 13 Illinois (1)L43-54
 NCAA Tournament
 (Syracuse Regional, Oklahoma City, Okla.
 and Syracuse, N.Y.)
 M 18 Northern IowaW57-52
 M 20 BucknellW71-62
 M 25 N.C. StateW65-56
 M 27 North Carolina (2)L82-88
 # — ACC-Big Ten Challenge

Note: home games are listed in bold

WISCONSIN HISTORY

HISTORIC HOUSE

The UW Field House, the home of Wisconsin basketball for 69 years, is listed in the National Register and State Register of Historic Places.

All-Time Series Scores

Air Force

All-Time: UW leads 2-0

At Madison: UW leads 1-0

At Air Force: UW leads 1-0

12/3/60 H W 80-67

12/1/62 A W 72-64

Alabama

All-Time: UW trails 1-3

At Madison: Series tied 1-1

At Tuscaloosa: UW trails 0-2

12/8/79 H L 62-66

12/1/80 A L 75-90

12/30/03 A L 56-71

12/29/04 H W 76-62

Alcorn State

All-Time: UW leads 1-0

At Madison: UW leads 1-0

12/29/92 H W 110-81

Arizona

All-Time: UW leads 2-1

At Tucson: UW trails 0-1

Neutral Site: UW leads 2-0

12/3/62 A L 46-51

12/30/66 N W 104-77

3/18/00 N W 66-59

Arkansas State

All-Time: UW leads 1-0

At Madison: UW leads 1-0

12/14/14 H W 45-7

Army

All-Time: UW leads 1-0

Neutral Site: UW leads 1-0

12/30/79 N W 78-54

Ball State

All-Time: UW leads 6-2

At Madison: UW leads 6-0

At Muncie: UW trails 0-2

12/4/36 H W 38-33

12/1/69 H W 88-74

12/9/80 H W 85-72

12/12/81 H W 71-70

12/8/82 A L 66-76

12/26/96 H W 74-59

12/13/97 A L 56-68

11/20/99 H W 60-50

Bethune-Cookman

All-Time: UW leads 1-0

At Madison: UW leads 1-0

12/8/92 H W 75-50

Boston College

All-Time: UW leads 3-2

Neutral Site: UW leads 3-2

12/26/59 N W 95-82

12/18/64 N L 85-86

12/26/64 N W 70-69

12/27/76 N W 74-66

12/27/85 N L 72-74

Bowling Green State

All-Time: UW leads 2-1

At Madison: UW leads 2-0

At Bowl. Green: UW trails 0-1

12/12/64 H W 87-56

12/10/66 A L 69-81

3/13/91 H W 87-79

Bradley

All-Time: Series tied 2-2

At Madison: UW leads 1-0

At Peoria: UW trails 0-2

Neutral Site: UW leads 1-0

2/12/29 H W 48-22

12/20/56 A L 62-74

12/17/60 A L 66-88

11/26/89 N W 63-57

Brigham Young

All-Time: UW leads 1-0

At Madison: UW leads 1-0

12/11/31 H W 30-16

Brown

All-Time: UW leads 2-0

At Madison: UW leads 2-0

12/21/74 H W 79-68

12/7/96 H W 52-30

Bucknell

All-Time: UW leads 1-0

Neutral Site: UW leads 1-0

3/20/05 N W 71-62

Butler

All-Time: UW leads 17-13

At Madison: UW leads 13-7

At Indianapolis: UW trails 4-6

12/16/21 H L 20-26

12/15/22 H L 13-20

2/12/24 H W 25-23

12/19/24 H L 16-22

2/5/26 H W 31-24

12/16/27 H W 25-18

2/10/32 H W 28-17

12/30/33 H W 37-27

2/8/36 H W 28-24

12/23/36 A L 23-43

12/19/38 A L 21-24

2/5/40 H L 46-50

2/8/41 H W 59-55

12/9/46 A W 60-52

12/8/47 H W 61-53

2/1/51 H W 60-35

2/6/52 A W 62-60

12/1/53 H W 70-54

1/17/55 A W 57-53

12/1/55 H L 63-67

12/3/56 A L 50-54

12/19/57 H W 59-58

12/30/58 A L 55-69

12/1/59 H L 82-88

12/1/60 A L 58-73

12/5/87 H W 92-80

12/10/88 A W 63-53

12/9/89 H W 75-59

12/15/90 A L 88-94

1/30/01 H L 44-58

Cal. State-LA

All-Time: UW leads 1-0

At Madison: UW leads 1-0

11/27/85 H W 104-88

California

All-Time: UW trails 2-5

At Madison: UW leads 1-0

At Berkeley: UW trails 0-3

Neutral Site: UW trails 1-2

12/19/47 A L 61-73

12/20/47 A L 44-59

12/28/51 N L 49-68

12/26/52 H W 64-57

12/29/55 A L 55-62

12/20/58 N L 53-68

12/29/86 N W 66-63

California-Davis

All-Time: UW leads 1-0

At Madison: UW leads 1-0

12/3/73 H W 97-53

Canisius

All-Time: Series tied 1-1

At Madison: UW leads 1-0

At Buffalo: UW trails 0-1

12/28/59 A L 65-80

12/3/77 H W 96-70

Central Connecticut St.

All-Time: UW leads 1-0

At Madison: UW leads 1-0

12/5/91 H W 80-54

Central Michigan

All-Time: UW leads 3-2

At Madison: UW leads 3-0

At Mt. Pleasant: UW trails 0-2

12/31/80 H W 69-62

12/9/81 A L 68-71

12/11/82 H W 83-67

12/8/84 H W 74-63

12/6/86 A L 66-80

Chaminade

All-Time: UW leads 1-0

Neutral Site: UW leads 1-0

11/22/95 N W 104-66

Charleston Southern

All-Time: UW leads 1-0

At Madison: UW leads 1-0

12/14/92 H W 101-72

Chicago State

All-Time: UW leads 1-0

At Madison: UW leads 1-0

1/4/03 H W 73-45

Cincinnati

All-Time: UW trails 1-5

At Madison: UW trails 0-2

At Cincinnati: UW trails 0-2

Neutral Site: Series tied 1-1

12/9/61 H L 67-86

12/30/61 N L 71-101

12/14/63 A L 60-65

12/22/65 A L 74-87

12/3/66 H L 70-77

3/17/94 N W 80-72

CCNY

All-Time: UW trails 0-1

Neutral Site: UW trails 0-1

3/20/47 N L 56-70

Cleveland State

All-Time: UW leads 1-0

At Madison: UW leads 1-0

12/22/79 H W 103-78

Coastal Carolina

All-Time: UW leads 1-0

At Madison: UW leads 1-0

12/7/91 H W 91-57

College of Charleston

All-Time: UW leads 1-0

At Madison: UW leads 1-0

1/3/04 H W 75-49

Coppin State

All-Time: UW leads 1-0

At Madison: UW leads 1-0

12/20/97 H W 71-63

Creighton

All-Time: UW leads 1-0

At Madison: UW leads 1-0

1/8/49 H W 75-39

Dartmouth

All-Time: UW leads 3-1

At Madison: UW leads 2-0

Neutral Site: Series tied 1-1

3/21/41 H W 51-50

12/31/41 N L 49-57

12/27/63 N W 94-68

12/14/84 H W 90-70

Davidson

All-Time: UW trails 0-1

Neutral Site: UW trails 0-1

12/12/80 N L 63-67

Dayton

All-Time: UW leads 1-0

Neutral Site: UW leads 1-0

12/28/61 N W 105-93

Denver

All-Time: UW leads 2-0
At Madison: UW leads 2-0
 12/28/53 H W 67-48
 12/14/88 H W 89-34

DePaul

All-Time: UW trails 1-6
At Madison: UW trails 1-2
At Chicago: UW trails 0-3
Neutral Site: UW trails 0-1
 12/23/35 A L 22-27
 12/30/36 H L 17-33
 3/3/44 N L 35-48
 12/6/76 H W 68-66
 12/14/77 H L 62-85
 12/16/78 A L 78-84
 12/5/79 A L 77-90

Detroit

All-Time: UW leads 3-0
At Madison: UW leads 3-0
 1/2/39 H W 34-27
 12/23/92 H W 108-86
 12/6/03 H W 68-42

Duquesne

All-Time: UW trails 0-1
Neutral Site: UW trails 0-1
 12/29/67 N L 66-76

East Tennessee State

All-Time: UW leads 1-0
Neutral Site: UW leads 1-0
 12/1/79 N W 68-56

East Texas State

All-Time: UW leads 1-0
At Madison: UW leads 1-0
 12/5/85 H W 82-60

Eastern Illinois

All-Time: UW leads 5-1
At Madison: UW leads 5-0
At Charleston: UW trails 0-1
 12/1/70 H W 102-84
 12/22/86 H W 72-68
 12/3/87 A L 52-59
 12/5/88 H W 52-44
 12/28/95 H W 105-70
 11/25/03 H W 81-47

Eastern Michigan

All-Time: UW leads 3-2
At Madison: UW leads 3-1
At Ypsilanti: UW trails 0-1
 12/12/79 H W 69-57
 12/30/88 H W 84-69
 11/24/89 H L 52-71
 12/13/93 H W 94-68
 12/10/94 A L 76-92

Eastern Washington

All-Time: UW leads 1-0
At Madison: UW leads 1-0
 11/15/02 H W 81-55

Fairfield

All-Time: UW leads 1-0
At Madison: UW leads 1-0
 12/31/92 H W 76-55

Ferris State

All-Time: UW leads 1-0
At Madison: UW leads 1-0
 11/28/88 H W 98-61

Florida

All-Time: Series tied 1-1
At Madison: UW leads 1-0
At Gainesville: UW trails 0-1
 12/20/67 H W 86-81
 12/21/68 A L 66-71

Florida A&M

All-Time: UW leads 1-0
At Madison: UW leads 1-0
 11/26/83 H W 100-56

Florida State

All-Time: UW leads 1-0
At Madison: UW leads 1-0
 12/4/61 H W 64-63

Florida Tech

All-Time: UW leads 1-0
At Madison: UW leads 1-0
 12/13/71 H W 90-58

Fordham

All-Time: UW leads 1-0
Neutral Site: UW leads 1-0
 12/16/66 N W 67-66

Fresno State

All-Time: UW leads 3-1
At Madison: UW leads 1-0
At Fresno: UW leads 1-0
Neutral Site: Series tied 1-1
 12/30/91 N L 68-71
 12/27/97 A W 64-60
 12/27/98 H W 87-65
 3/16/00 N W 66-56

Furman

All-Time: UW leads 1-0
At Madison: UW leads 1-0
 12/15/01 H W 68-60

George Washington

All-Time: UW trails 0-1
At Wash., D.C.: UW trails 0-1
 12/7/77 A L 74-77

Georgetown

All-Time: Series tied 1-1
Neutral Site: Series tied 1-1
 12/28/71 N W 82-62
 12/28/82 N L 43-71

Georgia

All-Time: UW trails 0-2
Neutral Site: UW trails 0-2
 12/28/74 N L 89-91
 12/28/89 N L 64-65

Georgia State

All-Time: UW trails 0-1
Neutral Site: UW trails 0-1
 3/15/01 N L 49-50

Georgia Tech

All-Time: Series tied 1-1
At Atlanta: UW trails 0-1
Neutral Site: UW leads 1-0
 12/28/63 N W 104-84
 11/28/01 A L 61-62

Gonzaga

All-Time: UW leads 2-0
At Madison: UW leads 1-0
Neutral Site: UW leads 1-0
 12/18/63 H W 115-71
 12/1/89 N W 63-58

Grambling

All-Time: UW leads 1-0
At Madison: UW leads 1-0
 12/29/93 H W 103-83

Hardin-Simmons

All-Time: UW leads 1-0
At Madison: UW leads 1-0
 1/27/65 H W 83-63

Harvard

All-Time: UW leads 1-0
At Madison: UW leads 1-0
 1/31/42 H W 58-41

Hawaii

All-Time: Series tied 1-1
Neutral Site: Series tied 1-1
 12/27/86 N W 82-77
 11/25/01 N L 57-60

Hawaii-Hilo

All-Time: UW leads 1-0
At Hilo: UW leads 1-0
 11/23/01 A W 78-62

Houston

All-Time: Series tied 1-1
At Madison: UW leads 1-0
At Madison: UW trails 0-1
 12/1/64 H W 76-65
 12/11/65 A L 57-82

Howard

All-Time: UW leads 1-0
At Madison: UW leads 1-0
 12/21/91 H W 64-57

Illinois

All-Time: UW trails 68-105
At Madison: UW leads 50-37
At Champaign: UW trails 17-66
Neutral Site: UW trails 1-2
 3/3/06 A W 36-32
 3/10/06 H W 1-0%
 1/19/07 A W 22-16
 2/1/07 H W 47-13
 1/18/08 A W 28-20
 3/9/08 H W 27-14
 1/16/09 A L 19-28

1/23/09	H	W	20-10
1/21/10	H	W	28-16
1/25/10	A	L	14-34
1/21/11	H	W	20-17
3/11/11	A	L	18-21
1/13/12	H	W	27-10
3/15/12	A	W	23-15
1/11/13	A	W	16-15
2/21/13	H	W	18-13
1/10/14	A	W	26-25
2/20/14	H	W	29-16
2/8/15	A	L	19-39
2/13/15	H	L	17-19
1/22/16	A	L	20-27
2/19/16	H	W	34-14
2/20/17	H	W	25-14
2/24/17	A	L	17-20
1/19/18	A	W	22-21
2/23/18	H	W	23-15
1/25/19	H	L	15-25
1/15/19	A	L	14-16
1/24/20	A	L	20-43
2/21/20	H	W	33-29
1/22/21	H	W	23-18
2/19/21	A	L	9-17
2/10/22	H	W	25-23
2/27/22	A	L	35-37
2/16/24	H	W	13-12
2/25/24	A	L	20-31
2/21/25	A	L	25-35
3/9/25	H	W	24-9
2/28/27	A	L	28-32
3/5/27	H	W	39-13
1/16/28	H	L	33-34
3/9/28	A	W	32-22
1/18/30	H	W	14-9
2/24/30	H	W	23-17
1/05/31	A	W	12-9
1/24/31	H	W	30-20
2/11/33	A	L	25-38
2/20/33	H	L	15-29
1/6/34	A	L	17-20
2/17/34	H	W	28-22
1/11/36	H	L	27-29
2/15/36	A	L	20-36
1/9/37	H	L	28-31
2/22/37	A	L	31-48
1/21/39	H	L	34-37
2/19/40	A	L	35-37
2/15/41	H	W	46-30
1/3/42	H	L	40-55
2/23/42	A	L	43-45
1/11/43	H	L	40-52
2/20/43	A	L	26-50
1/03/44	H	L+	43-45
1/7/44	A	W	43-38
1/1/46	H	L	31-56
1/18/46	A	L	53-72
1/1/47	H	W	53-47
1/25/47	A	L	37-63
1/3/48	H	W	52-47
1/24/48	A	L	36-57
1/3/49	A	L	50-62
2/5/49	H	L	54-61

1/2/50	H	W	59-50	2/15/86	H	L	74-82	3/16/12	A	W	32-21	2/12/62	A	W	105-94
2/25/50	A	L	58-76	1/8/87	H	L	66-68	2/13/13	A	W	30-19	2/25/63	H	W	102-96
1/1/51	H	L+	69-71	2/7/87	A	L	74-99	2/27/13	H	W	48-10	2/17/64	H	L++	80-82
2/10/51	A	L	52-63	1/16/88	H	L	65-80	1/12/14	A	W	57-15	2/24/64	A	L	82-108
1/7/52	A	L	49-53	2/21/88	A	L	65-85	2/24/14	H	W	46-24	2/20/65	A	L	87-100
3/08/52	H	W	58-48	1/12/89	A	L	80-103	1/9/15	A	W	39-18	3/8/65	H	L	73-92
1/10/53	A	L	61-71	1/18/89	H	W	72-52	1/18/15	H	W	47-15	2/7/66	H	W	79-78
2/7/53	H	L	61-65	1/4/90	A	L	59-73	3/6/17	H	W	29-14	2/11/67	A	L	81-93
2/13/54	H	L+	64-70	1/25/90	H	L	63-66	3/15/17	A	W	18-16	2/10/68	H	W	95-83
2/22/54	A	L	64-66	1/2/91	A	L	62-70	2/24/19	H	W	29-16	3/5/68	A	L	85-93
1/1/55	A	W	79-64	3/6/91	H	W	85-77	3/15/19	A	L	12-22	2/4/69	H	L	63-65
2/19/55	H	L	71-99	1/22/92	A	L	67-74	1/8/23	A	W	17-10	2/25/69	A	L	84-101
1/9/56	A	L	77-96	2/20/92	H	W	92-78	3/12/23	H	W	35-17	2/17/70	A	L	77-89
1/12/57	H	L	63-79	1/27/93	A	L	72-80	1/5/24	A	W	23-21	3/2/71	H	W++	94-87
1/4/58	H	L	59-64	2/28/93	H	W	74-66	1/14/24	H	W	28-27	1/15/72	A	W+	66-64
1/13/58	A	W	71-70	1/25/94	H	W	66-56	1/11/26	H	W	33-31	2/12/72	H	L+	76-84
1/5/59	H	L	51-77	2/27/94	A	L	65-76	3/9/26	A	L	20-35	1/6/73	H	L	64-78
2/16/59	A	L	54-93	2/4/95	H	W	73-60	1/8/27	H	L	23-28	2/24/73	A	L	55-57
2/20/60	H	W	75-63	2/3/96	A	W	57-56	2/26/27	A	L	23-31	1/12/74	A	L	51-52
2/6/61	A	L	73-77	1/25/97	A	W	73-56	1/14/29	H	W	24-20	2/11/74	H	L	63-81
1/29/62	A	W	85-81	2/12/97	H	W	62-45	2/16/29	A	W	27-25	1/20/75	H	L	69-89
2/19/62	H	W	103-101	1/21/98	A	L	48-62	1/23/30	A	W+	23-21	2/17/75	A	L	58-93
2/11/63	H	W	84-77	2/7/98	H	L+	47-53	3/8/30	H	W	34-23	1/31/76	A	L	61-114
2/23/63	A	L	77-89	3/6/98	UC	L	61-66	2/15/32	A	L	21-33	2/26/76	H	L	67-96
3/7/64	A	L	73-97	1/20/99	H	W	75-53	3/5/32	H	W	35-26	1/15/77	H	L	64-79
12/15/64	H	L	56-70	2/6/99	A	L	51-53	1/14/33	A	W+	38-37	2/24/77	A	W	66-64
12/14/65	H	L	70-90	1/8/00	H	W	63-59	2/18/33	H	L+	28-29	1/14/78	H	W	78-65
1/11/66	A	L	64-80	2/13/01	A	L	67-68	1/12/35	A	W	30-23	2/23/78	A	L	54-58
12/19/66	A	L	74-87	1/7/02	H	W	72-66	2/16/35	H	W+	37-27	1/25/79	A	L	61-82
3/11/67	H	W	102-92	1/23/02	A	L	48-80	1/20/36	H	L	24-26	2/17/79	H	L+	62-68
2/6/68	H	L	60-68	1/11/03	A	L	63-69	2/22/36	A	L	21-54	1/5/80	H	W	52-50
2/1/69	A	L	73-86	3/5/03	H	W	60-59	2/7/38	A	L	44-47	2/28/80	A	L	52-61
1/3/70	H	L	69-74	1/24/04	H	W	76-56	2/28/38	H	W	34-32	2/5/81	A	L	64-89
2/3/70	A	W	66-65	2/18/04	A	L	57-65	1/14/39	A	L	19-43	2/14/81	H	L	52-59
1/12/71	A	L	82-84	3/14/04	CF	W	70-53	1/15/40	H	L	34-40	1/28/82	H	L	56-62
2/23/71	H	W	88-84	1/25/05	H	L	65-75	2/24/41	A	W	38-30	2/18/82	A	L	57-88
2/26/72	A	L	86-91	2/12/05	A	L	59-70	1/5/42	A	L	34-38	2/3/83	A	L	73-83
3/11/72	H	W	97-84	3/13/05	UC	L	43-54	1/24/42	H	W	42-36	2/12/83	H	L	56-75
1/8/73	A	L	74-76	% - forfeited by UI			2/13/43	H	L	44-51	2/4/84	H	L	67-81	
2/10/73	H	W	99-88	UC - United Center, Chicago			2/15/43	H	W	57-53	2/9/84	A	L	64-74	
1/19/74	H	W	101-75	CF - Conseco Fieldhouse, Indianapolis			2/11/44	A	W	62-43	1/12/85	A	L	68-90	
1/13/75	A	L	56-72	Illinois-Chicago			2/12/44	A	W	52-31	2/7/85	H	L	54-58	
2/10/75	H	W	76-70	<i>All-Time: UW trails 0-1</i>			1/11/47	H	W	70-49	1/11/86	H	L	69-80	
1/12/76	A	L	61-71	<i>At Madison: UW trails 0-1</i>			1/10/48	A	W	58-54	2/6/86	A	L	69-78	
2/9/76	H	L	59-70	12/4/81 H L 66-74			1/15/49	H	W	58-48	1/15/87	A	L	65-103	
2/3/77	A	L	72-82	Illinois State			1/7/50	A	L	59-61	2/16/87	H	L+++	85-86	
2/12/77	H	W	62-50	<i>All-Time: UW leads 2-1</i>			3/5/51	A	L	58-68	1/19/88	A	L	53-55	
2/2/78	A	L	71-74	<i>At Madison: Series tied 1-1</i>			2/23/52	H	L	48-63	3/9/88	Ho	L	74-84	
2/11/78	H	W	80-73	<i>At Normal: UW leads 1-0</i>			2/9/53	A	L	48-66	1/19/89	H	L+	58-61	
1/18/79	H	L	74-81	3/18/96 H L 62-77			2/16/53	H	L	70-72	3/9/89	A	L	64-75	
2/15/79	A	L	64-81	11/18/97 H W 80-66			1/4/54	A	L	67-70	2/1/90	A	L	61-85	
1/19/80	H	L	64-69	12/5/98 A W 71-54			1/16/54	H	L	74-90	3/3/90	H	L	68-70	
2/7/80	A	L	50-67	Indiana			1/15/55	H	W	77-66	1/30/91	A	L	57-73	
1/24/81	A	W	54-45	<i>All-Time: UW trails 54-92</i>			2/7/55	A	L	58-65	3/2/91	H	L	61-74	
2/12/81	H	L	65-84	<i>At Madison: UW trails 32-40</i>			1/7/56	H	L	71-75	1/11/92	H	L	63-79	
2/4/82	A	L	54-88	<i>At Bloomington: UW trails 22-51</i>			2/13/56	A	W	69-67	3/12/92	A	L	41-66	
2/13/82	H	L	60-68	<i>Neutral Site: UW trails 0-1</i>			1/7/57	A	L	68-79	3/14/93	H	L	80-87	
1/8/83	H	L	54-61	1/29/10 H L 11-13			2/23/57	H	L	74-85	3/12/94	A	L	65-78	
3/10/83	A	L	64-71	2/10/58 H L 87-93			2/10/58	H	L	87-93	1/7/95	A	L	70-73	
1/7/84	H	L+	62-63	3/7/10 A W 33-8			3/7/59	A	L	71-97	3/8/95	H	L	70-72	
3/10/84	A	L	57-81	2/3/11 H W 51-9			2/6/60	H	L	85-97	1/10/96	A	L	55-81	
1/17/85	H	L	67-78	3/10/11 A L 18-21			2/13/60	A	L	71-91	3/2/96	H	L	68-76	
2/16/85	A	L	49-68	2/17/12 H W 51-10			2/18/61	H	L	84-98	1/4/97	H	W	71-58	
1/16/86	A	L	54-73				3/6/61	A	L	69-80	3/5/97	A	L	66-70	

1/25/98	H	L	59-69
2/3/99	A	L	60-71
1/5/00	A	L	67-71
3/5/00	H	W	56-53
1/4/01	H	W	49-46
2/24/01	A	L	55-85
3/9/01	UC	L	52-64
2/13/02	A	W	64-63
2/15/03	H	W	71-59
1/6/04	H	W	79-45
3/6/04	A	W	70-52
1/8/05	A	L	61-74
3/1/05	H	W	62-60

UC - United Center, Chicago

Indiana State

All-Time: UW trails 0-1

At Madison: UW trails 0-1

12/10/62	H	L	86-87
----------	---	---	-------

Iowa

All-Time: UW trails 69-74

At Madison: UW leads 44-29

At Iowa City: UW trails 23-44

Neutral Site: UW leads 2-1

3/1/09	H	W	30-9
1/5/12	A	W	38-12
2/12/12	H	W	30-5
1/10/16	A	W+	36-31
2/28/16	H	W	38-19
1/8/18	A	W	36-22
1/21/18	A	W	34-19
2/10/19	H	W	29-18
3/10/19	A	L	27-29
1/5/20	A	W	35-18
1/19/20	H	L	20-21
1/7/22	A	W	18-15
2/13/22	H	L	18-24
3/8/24	A	L	19-22
3/11/24	H	W	36-26
2/16/25	H	W	16-15
3/3/25	A	W	25-23
2/22/27	H	W	24-21
3/11/27	A	L	17-26
2/20/28	H	W	31-21
3/3/28	H	W	20-17
1/17/31	H	W	24-13
2/16/31	H	L	17-19
1/9/33	H	W	21-19
2/13/33	A	L	25-31
1/8/34	A	L	26-32
3/3/34	H	W	35-32
1/13/36	H	W	27-21
2/17/36	A	L	25-32
1/18/37	H	W	29-23
2/20/37	A	L	35-43
1/7/39	H	W	28-24
2/10/40	A	L	35-37
1/11/41	H	W	49-35
1/10/42	A	L	45-49
3/7/42	H	W	62-45
2/19/45	A	L	53-54
2/24/45	H	L	38-68
1/7/46	A	L	50-57
2/16/46	H	L	39-44



Wisconsin has defeated Iowa five straight times and 11 of the last 14 times the two teams have met. UW guard Kammron Taylor scored a career-high 26 points in the Badgers' 72-69 win over Iowa on Feb. 9, 2005.

1/4/47	A	W	63-62
2/3/47	H	W	60-53
1/12/48	H	W	60-51
2/21/48	A	L	40-62
2/19/49	A	L	60-61
2/28/49	H	W	70-47
2/13/50	A	W+	66-62
2/18/50	H	W	53-44
2/17/51	H	L	60-73
3/3/52	A	W	78-75
12/15/52	H	W	75-70
12/29/52	A	L	66-83
1/9/54	A	L	54-71
1/3/55	H	L	69-86
2/18/56	H	L	74-78
2/18/56	A	L	66-80
1/19/57	H	L	47-70
3/9/57	A	W	60-59
2/17/58	A	L	61-74
2/14/59	H	L	84-94
1/4/60	H	L	64-71
2/15/60	A	W	63-58
1/9/61	H	L	68-76
2/13/61	A	L	61-63
1/6/62	H	W	91-79
3/10/62	A	L	64-81
1/14/63	A	L	56-65
3/4/63	H	W	75-69
1/13/64	H	W	79-61
1/4/65	A	L	62-92
1/8/66	H	W	69-68
2/26/66	A	L	70-80
2/18/67	A	W	96-95
3/7/67	H	L+	87-90
2/17/68	A	L	61-69
3/8/69	H	W	84-74
1/10/70	H	L	74-92
2/10/70	A	L	100-119
2/6/71	H	L	91-93
2/27/71	A	W	89-83
1/8/72	H	W	81-80
2/17/73	A	L	76-100
2/9/74	H	W	113-87
3/4/74	A	W	74-58
2/1/75	H	W+	86-85
3/1/75	A	L	68-75
1/17/76	H	L	71-81
2/14/76	A	L	82-96
2/5/77	A	L	73-90
3/5/77	H	L++	93-94
1/30/78	A	L	73-88
2/4/78	H	W	82-72
2/1/79	H	L	64-70
2/10/79	A	L	65-79
1/12/80	A	L	65-66
2/21/80	H	W	62-58
1/15/81	H	L	66-76
2/28/81	A	L	75-96
1/16/82	H	L	62-78
2/25/82	A	L	55-79
1/22/83	H	W	65-62
2/24/83	A	L	63-93
1/21/84	A	L	62-75
2/23/84	H	L	55-63
1/26/85	A	L	65-105
2/20/85	H	W	54-53
1/25/86	H	W	69-63
2/20/86	A	L	48-101
1/5/87	A	L	63-78
3/8/87	H	L	71-81
1/25/88	H	L	89-104
3/10/88	A	L	70-103
1/26/89	A	L	70-78
2/11/89	H	W	65-54
1/11/90	H	W+	73-69
2/10/90	A	W	80-71
1/17/91	H	W	91-79
2/16/91	A	W	56-55
1/29/92	A	L	66-73
3/7/92	H	L	65-70

3/10/93	A	L	65-91
3/9/94	H	W	95-71
1/21/95	A	L	84-96
2/22/95	H	L	77-84
1/13/96	H	W	80-71
2/28/96	A	L	54-69
1/11/97	A	L	53-78
2/26/97	H	W	49-48
2/3/98	H	L	76-79
1/23/99	A	W	72-52
3/5/99	UC	W	74-60
1/29/00	H	L	55-61
2/23/00	A	W	54-45
1/16/01	H	W	67-54
3/3/01	A	W	59-57
1/2/02	A	L	57-69
2/19/02	H	W	64-56
3/8/02	CF	L	56-58
1/22/03	H	W	74-61
2/22/03	A	W	61-53
2/11/04	A	W	54-52
2/9/05	H	W	72-69
3/12/05	UC	W	59-56

UC - United Center, Chicago

CF - Conseco Fieldhouse, Indianapolis

Iowa State

All-Time: UW trails 3-5

At Madison: UW leads 3-2

At Ames: UW trails 0-3

1/31/29	H	W	34-17
12/5/59	H	L	53-71
12/5/60	A	L	76-88
12/13/66	H	W	80-73
12/16/69	A	L	73-84
12/7/74	H	W	86-84
12/12/77	A	L	73-82
12/29/81	H	L	79-103

Kansas

All-Time: UW trails 1-3

At Madison: Series tied 1-1

At Lawrence: UW trails 0-2

12/10/55	H	L	66-74
12/22/56	A	L	62-83
12/3/68	H	W	67-62
12/8/69	A	L	60-76

Kansas State

All-Time: Series tied 2-2

At Madison: UW leads 2-0

At Manhattan: UW trails 0-2

12/6/49	H	W	56-48
12/18/50	A	L	58-77
12/4/82	H	W	64-52
12/10/83	A	L	64-71

Kent

All-Time: UW leads 1-0

At Madison: UW leads 1-0

12/2/63	H	W	88-77
---------	---	---	-------

Kentucky

All-Time: UW trails 1-3
At Lexington: UW trails 0-2
Neutral Site: Series tied 1-1
 12/20/63 A L 85-105
 12/31/68 N W 69-65
 11/27/76 A L 64-72
 3/27/03 N L 57-63

Kentucky State

All-Time: UW leads 3-0
At Madison: UW leads 2-0
Neutral Site: UW leads 1-0
 12/5/80 N W 77-65
 12/3/84 H W 88-74
 12/23/86 H W 87-59

Long Island

All-Time: UW leads 1-0
Neutral Site: UW leads 1-0
 12/1/78 N W 73-68

LSU

All-Time: UW leads 4-0
At Madison: UW leads 1-0
At Baton Rouge: UW leads 1-0
Neutral Site: UW leads 2-0
 12/19/53 A W 82-66
 12/18/54 H W 107-68
 12/15/67 N W 96-94
 3/23/00 N W 61-48

Louisville

All-Time: UW trails 0-1
At Louisville: UW trails 0-1
 12/28/78 A L 53-70

Loyola Chicago

All-Time: UW leads 9-6
At Madison: UW leads 7-3
At Chicago: UW trails 2-3
 12/11/48 H L 37-40
 12/10/49 A W 68-55
 12/8/50 H L 51-54
 12/7/53 A W 75-54
 12/12/59 H W 85-67
 1/28/61 A L 79-87
 12/6/75 H W 88-73
 12/15/76 H W 71-68
 12/29/77 H W 71-70
 12/9/78 H W 79-74
 12/12/87 H L 75-78
 12/7/88 A L 76-90
 11/23/91 H W 89-67
 12/1/92 A L 66-68
 11/14/98 H W 66-29

Loyola (LA)

All-Time: UW leads 4-0
At Madison: UW leads 2-0
At Los Angeles: UW leads 2-0
 12/13/51 H W 66-47
 12/8/52 A W 81-60
 12/12/70 H W 94-83
 12/6/71 A W 67-66

Loyola-Marymount

All-Time: UW leads 2-0
At Madison: UW leads 1-0
At Los Angeles: UW leads 1-0
 12/4/93 A W 103-67
 12/23/94 H W 75-60

Maine

All-Time: UW leads 1-0
Neutral Site: UW leads 1-0
 12/2/88 N W 89-72

Manhattan

All-Time: UW leads 2-0
At Madison: UW leads 1-0
Neutral Site: UW leads 1-0
 12/29/89 N W 63-48
 3/13/96 H W 55-42

Marquette

All-Time: UW leads 60-51
At Madison: UW leads 35-14
At Milwaukee: UW trails 25-36
 12/19/17 H W 15-14
 12/18/20 A W 23-18
 1/3/23 H L 8-9
 12/19/23 A W 27-7
 12/18/25 A W 42-26
 12/22/26 A W 29-26
 2/11/30 H W 29-15
 2/13/30 A W 29-22
 12/30/30 A L 14-16
 12/21/31 A L 23-26
 2/8/32 H W 18-16
 12/17/32 H L 16-18
 1/3/33 A L 16-22
 12/16/33 H W 32-30
 1/2/34 A L 26-28
 12/15/34 H W 29-20
 12/22/34 A L 25-33
 12/14/35 H W 35-22
 12/21/35 A W 46-21
 12/12/36 H W 29-21
 12/19/36 A W 35-29
 12/4/37 H L 21-32
 12/18/37 A L 32-38
 12/5/38 H W 27-26
 12/17/38 A L 27-46
 12/9/39 H W 46-39
 12/16/39 A L 28-41
 12/7/40 H W 38-32
 12/21/40 A L 30-40
 12/6/41 H W 35-34
 12/20/41 A W 36-25
 12/5/42 H W 45-36
 12/19/42 A W 50-38
 12/4/43 H L 43-51
 12/18/43 A W 40-37
 12/9/44 H W 45-40
 12/23/44 A W 46-39
 12/8/45 H W 42-32
 12/22/45 A L 41-62
 12/7/46 H W 65-51
 12/21/46 A L 47-55
 12/6/47 H W 57-50

12/31/47 A W 67-60
 12/4/48 H W+ 67-63
 12/31/48 A W 60-34
 12/3/49 H W 63-48
 12/17/49 A W 62-45
 12/2/50 H W 49-42
 12/16/50 A L 58-61
 12/1/51 H W 48-46
 12/22/51 A L 47-51
 12/5/52 H W 76-55
 12/4/53 A W 64-56
 12/2/58 H L 47-76
 12/19/59 A L 66-84
 12/10/60 H W 55-51
 12/20/61 A L 75-92
 12/19/62 H W 76-58
 12/29/62 A W 70-56
 1/28/64 A W 72-68
 12/19/64 A L 61-62
 1/13/65 H L 58-59
 1/3/66 A W 73-72
 1/4/67 H L 60-66
 12/16/67 A W 70-62
 1/11/68 A L 56-71
 12/28/68 A L 56-59
 1/28/69 H W 56-50
 12/27/69 A L 43-64
 1/27/70 A L 51-60
 12/30/70 A L 69-72
 2/2/71 H L 75-89
 1/3/72 A L 60-72
 12/30/72 A L++ 73-75
 2/6/73 H L 58-64
 12/29/73 A L+ 48-49
 2/5/74 A L 58-59
 2/4/75 H L 63-69
 12/16/75 A L 54-78
 12/30/75 A L 66-82
 12/28/76 A L 57-64
 2/21/77 H L 58-73
 2/14/78 A L 64-75
 12/23/78 H W 65-52
 12/15/79 A W 57-56
 3/10/81 H L 53-64
 3/9/82 A L 64-94
 2/17/83 H L 62-68
 2/16/84 A L 59-74
 11/30/85 H W 75-74
 12/1/86 A L 71-84
 12/10/87 H W 66-55
 12/3/88 A W 70-55
 2/22/89 H W 61-50
 12/2/89 A W+ 63-58
 2/19/90 H W 82-65
 12/4/90 A L 58-69
 1/4/92 H W 81-63
 1/2/93 A W 77-67
 1/2/94 H W 71-52
 12/31/94 A L 65-80
 12/31/95 H W 55-46
 12/31/96 A L 52-59
 11/14/97 H L 60-65
 12/23/98 A W 61-45
 12/23/99 H W 86-74

12/23/00 A W 52-47
 12/22/01 H W 86-73
 12/14/02 A L 54-63
 12/20/03 H W 63-59
 12/11/04 A L 54-63

Marshall

All-Time: UW trails 0-1
Neutral Site: UW trails 0-1
 12/27/71 N L 83-85

Maryland

All-Time: UW leads 4-2
At Madison: UW leads 2-0
At College Park: Series tied 1-1
Neutral Site: Series tied 1-1
 12/30/31 H W+ 32-30
 12/22/32 A W 22-13
 11/29/00 N W+ 78-75
 3/17/02 N L 57-87
 12/2/03 A L+ 67-73
 11/30/04 H W 69-64

Memphis

All-Time: UW leads 1-0
Neutral Site: UW leads 1-0
 11/23/96 N W 49-46

Miami (FL)

All-Time: UW leads 2-0
At Madison: UW leads 1-0
At Miami: UW leads 1-0
 12/7/85 H W 88-66
 12/8/86 A W 65-54

Miami (OH)

All-Time: UW leads 1-0
At Madison: UW leads 1-0
 12/15/62 H W 84-58

Michigan

All-Time: UW trails 57-85
At Madison: UW leads 40-32
At Ann Arbor: UW trails 16-52
Neutral Site: Series Tied 1-1
 2/14/20 H W 40-13
 3/6/20 A L 20-23
 1/8/21 H W 27-24
 1/24/21 A W 25-17
 1/14/22 H W+ 18-16
 2/18/22 A L 17-18
 2/14/23 A W 18-15
 2/19/23 H W 16-11
 1/19/25 A L 12-14
 2/28/25 H L 16-27
 2/22/26 A L 13-22
 3/1/26 H L+ 23-24
 1/9/28 H W 26-22
 3/5/28 A L 19-42
 1/7/29 H L 23-31
 3/4/29 A L 22-37
 1/12/31 A L 17-23
 2/28/31 H L 15-26
 1/9/32 H L 18-24
 2/29/32 A L 13-33
 1/13/34 H W 34-23
 2/19/34 A W 32-26

1/14/35	A	W	34-20	2/27/61	H	W	76-68	3/2/83	H	W	82-70	1/8/51	A	W	53-52
2/23/35	H	W	33-19	2/5/62	H	L	74-81	1/14/84	H	W	71-64	2/24/51	H	W	35-29
1/16/37	A	L	31-43	2/17/62	A	L	65-84	3/1/84	A	L	75-84	1/21/52	A	L	39-50
3/6/37	H	L	27-41	2/4/63	A	W	81-78	2/2/85	H	L	81-94	2/16/52	H	L	55-57
1/17/38	A	W	39-30	3/9/63	H	L	80-82	2/28/85	A	L	68-88	2/23/53	A	L	45-53
2/21/38	A	L	29-58	2/22/64	H	L	59-103	2/1/86	A	L	64-91	3/9/53	H	W	58-51
1/16/39	A	W	42-39	3/2/65	A	L	75-98	2/26/86	H	L	74-97	1/18/54	A	W	57-53
1/8/40	H	L	39-44	1/29/66	H	L	67-69	1/24/87	H	L	78-84	3/1/54	H	W	79-56
1/18/41	A	W	40-30	2/12/66	A	L	102-120	2/18/87	A	L	64-77	1/8/55	A	L	77-94
1/19/42	H	W	58-36	12/29/67	LA	L	88-98	1/21/88	A	L	54-65	2/5/55	H	L	70-73
1/15/43	A	L	34-38	1/10/67	H	W	98-90	2/11/88	H	L	67-80	2/27/56	A	L	82-89
1/16/43	A	W	55-34	3/4/67	Det.	W	80-79	1/21/89	H	W	71-68	2/25/57	H	L	62-78
1/14/44	H	W	50-41	1/6/68	H	W	77-75	2/25/89	A	L	70-92	1/20/58	H	W	66-52
1/15/44	H	W	42-31	3/1/69	A	L	79-84	2/3/90	H	L	63-77	2/22/58	A	L	59-93
2/10/45	A	W	55-44	2/14/70	H	W	84-74	3/8/90	A	L	64-94	2/2/59	H	L	57-88
2/2/45	H	L	39-50	2/28/70	A	W	90-86	1/19/91	H	L+	68-69	3/2/59	A	L	73-93
2/2/46	H	W	58-57	1/9/71	H	L	89-90	2/21/91	A	L	62-65	1/2/60	H	L	79-91
2/11/46	A	L	56-66	3/13/71	A	L	73-93	1/25/92	A	L	83-98	1/7/61	A	W	74-71
2/10/47	A	W	52-51	3/7/72	A	L	70-93	2/26/92	H	W	96-78	1/8/62	A	W	83-78
1/17/48	H	L	39-43	3/3/73	H	W	94-79	1/9/93	H	L	73-98	2/10/62	H	W	77-72
2/7/49	A	L	38-40	1/28/74	A	L	75-83	2/10/93	A	L	66-85	1/12/63	H	L	68-75
1/14/50	H	W	53-41	2/25/74	H	L	74-79	1/29/94	A	L	75-79	3/2/63	A	W+	92-89
1/6/51	A	W	61-52	1/27/75	A	L+	73-75	3/2/94	H	W	71-58	1/6/64	A	L	90-106
2/26/51	H	L	50-52	2/24/75	H	W	70-68	2/1/95	A	L	58-62	2/27/65	H	W	99-89
2/18/52	A	L	55-56	1/8/76	H	L	81-106	2/11/95	H	W	70-65	2/5/66	A	L	65-79
2/25/52	H	W	69-53	2/2/76	A	L	86-107	1/3/96	H	W	51-46	2/19/66	H	W	78-77
2/14/53	H	W	75-63	1/8/77	A	L	63-66	3/9/96	A	L	51-65	1/28/67	A	L	61-68
2/21/53	H	W	74-52	1/27/77	H	L	64-69	2/6/97	H	W	58-53	2/25/67	H	W	68-64
2/20/54	H	W	77-56	1/19/78	A	L	64-83	12/31/98	H	L	63-76	1/16/68	H	W	70-68
1/10/55	A	L	63-90	2/16/78	H	L	66-68	2/28/98	A	L	70-76	2/24/68	A	L	77-87
1/16/56	H	W	69-58	1/13/79	H	W	77-66	12/30/99	A	L	55-59	1/7/69	A	L	67-77
2/25/56	A	L	68-78	2/22/79	A	W	66-65	2/27/99	H	L	39-51	2/22/69	H	W	76-64
1/14/57	A	L	62-71	1/31/80	H	L+	69-73	2/16/00	H	W	75-59	2/7/70	H	W	89-79
2/11/57	H	W	70-65	2/9/80	A	L	59-68	2/3/01	A	W	60-41	2/20/71	A	L	78-97
1/6/58	A	L	49-70	1/31/81	H	L	67-74	2/2/02	A	L	53-64	1/11/72	A	L	76-83
3/3/58	H	L	65-72	2/7/81	A	L	64-71	2/27/02	H	W	74-54	2/29/72	H	W	101-74
1/12/59	H	L	74-84	1/7/82	A	W	65-63	1/8/03	A	L	65-66	1/20/73	H	W	93-80
2/23/59	A	L	63-87	3/6/82	H	L	84-91	2/26/03	H	W	73-42	3/10/73	A	L+	78-79
2/22/60	A	W+	88-82	1/15/83	A	L	57-62	1/21/04	H	W	74-63	3/2/74	H	W	87-80
								2/22/04	A	L	59-71	1/25/75	A	L	87-105
								1/22/05	A	W	72-61	2/22/75	H	W	103-96
								2/16/05	H	W	76-50	1/3/76	H	W	70-63

LA - Los Angeles
Det. - Detroit

Michigan State


All-Time: UW trails 53-64

At Madison: UW leads 38-22

At E. Lansing: UW trails 14-39

Neutral Site: UW trails 1-3

12/10/22	H	W	27-13	1/17/80	A	L	61-62
12/30/33	H	W	26-16	2/14/80	H	W	80-66
2/5/34	H	L	22-23	1/22/81	H	W	63-62
12/31/35	H	W+	23-21	2/19/81	A	L	65-74
12/6/36	H	W	26-21	1/23/82	A	L	58-68
2/6/37	H	W	22-17	2/20/82	H	W	65-60
2/5/38	H	W	30-27	1/13/83	A	L	66-86
2/4/39	H	W	39-37	3/5/83	H	L	65-91
2/3/40	A	L	41-48	1/12/84	H	W	81-74
2/23/46	H	L	48-59	3/3/84	A	L	59-78
3/1/46	A	L	52-56	1/31/85	H	L	68-77
1/20/47	A	W	58-48	3/2/85	A	L	63-82
2/9/48	H	W	51-39	1/30/86	A	L	81-83
2/6/50	A	W	66-47	3/2/86	H	L	71-84
				1/22/87	H	L	78-81



Wisconsin defeated Michigan 74-54 on Feb. 27, 2002 to clinch a share of its first Big Ten regular-season title since 1947.

2/21/87	A	W	65-63	3/9/12	A	W+	29-26	1/16/50	H	W	57-54	3/5/87	H	W	69-52
1/7/88	H	W++	78-72	1/18/13	A	W	19-11	3/4/50	A	W	60-54	2/8/88	A	L	62-71
3/12/88	A	W	71-69	2/25/13	H	W	29-11	2/3/51	A	W	47-44	2/28/88	H	W	81-70
3/2/89	H	W+	69-64	1/17/14	H	W	28-7	2/9/52	H	L	47-54	1/4/89	H	W	75-67
3/11/89	A	L	61-70	2/28/14	A	W	27-9	1/5/53	A	L	53-64	2/8/89	A	L	58-59
1/6/90	H	L	61-64	1/16/15	A	W	23-20	1/12/53	H	W	76-74	1/22/90	H	W	77-75
2/8/90	A	L	57-60	2/27/15	H	W	31-7	2/15/54	H	L	68-78	2/22/90	A	L	67-68
1/10/91	A	L	50-65	1/15/16	H	W	31-11	3/6/54	A	L	73-78	1/7/91	H	W	72-62
2/9/91	H	W++	84-78	3/4/16	A	W	32-14	2/21/55	H	L	69-71	3/9/91	A	L	70-80
2/8/92	H	L	64-79	1/13/17	A	L	25-33	3/5/55	A	W	78-72	1/15/92	H	L	48-49
2/12/92	A	L	61-76	3/10/17	H	W	16-13	2/11/56	H	L	71-77	3/4/92	A	L	57-76
1/23/93	A	W	67-66	3/2/18	A	W	18-17	2/18/57	A	L	53-85	1/16/93	H	W	79-70
2/24/93	H	W	65-62	3/16/18	H	L	11-19	2/8/58	H	L	66-71	2/18/93	A	L	71-85
1/19/94	A	L	60-70	1/18/19	A	L	11-38	2/24/58	A	L	63-71	1/12/94	A	L	53-90
2/2/94	H	W	87-62	3/1/19	H	L	12-23	1/3/59	A	L	66-79	2/12/94	H	L	78-109
1/4/95	H	L	64-78	1/31/20	H	W	28-12	2/21/59	H	L	50-69	1/14/95	H	W	74-67
3/11/95	A	L	72-97	2/28/20	A	L	26-32	1/30/60	A	L	72-86	2/28/95	A	L	70-78
1/17/96	H	W	61-48	1/29/21	A	L	21-22	2/20/61	H	W	83-75	1/24/96	H	W+	73-65
2/24/96	A	W	73-52	3/5/21	H	W	18-12	2/3/62	A	W	94-88	2/17/96	A	L	66-70
1/9/97	H	L	50-58	1/21/22	H	L	15-17	2/26/62	H	L	90-92	1/2/97	A	L	48-65
3/1/97	A	L	49-68	3/4/22	A	W	34-20	2/2/63	H	L	68-69	3/8/97	H	W	66-65
1/8/98	A	L	40-63	1/20/23	A	W	24-12	2/18/63	A	L	48-72	1/27/98	A	L	48-58
2/21/98	H	L	47-56	3/3/23	H	W	36-10	2/1/64	A	L	92-111	1/30/99	H	W	61-50
1/6/99	H	W	66-51	1/10/25	A	L	14-16	3/2/64	H	L	96-105	1/22/00	H	W	85-53
2/21/99	A	L	51-56	1/24/25	H	L	14-25	1/9/65	A	L	57-81	2/5/00	A	W	66-64
3/6/99	UC	L	41-56	1/5/26	H	W	36-24	2/16/65	H	L	91-101	1/6/01	A	L	49-54
2/12/00	H	L	44-61	3/5/26	A	L	19-31	3/7/66	A	W	87-74	2/21/01	H	W	64-54
2/19/00	A	L	54-59	1/14/28	A	W	35-26	2/14/67	H	W	85-75	1/16/02	H	W	73-64
3/11/00	UC	L	46-55	2/11/28	H	W	38-18	1/30/68	A	W	72-62	2/16/02	A	W	67-62
3/25/00	N	L	41-53	1/5/29	A	W	29-21	2/27/68	H	W	94-82	1/15/03	H	W	66-50
1/13/01	A	L+	59-69	1/19/29	H	W	39-17	1/14/69	H	W	68-61	3/2/03	A	W	69-61
2/27/01	H	L	47-51	1/19/31	A	L	26-28	2/11/69	A	W	69-63	2/4/04	H	W	80-66
1/12/02	A	W	64-63	2/14/31	H	L	15-42	1/13/70	H	W	90-84	3/12/04	CF	W	66-52
1/11/03	H	W	64-53	2/20/32	A	L	17-43	3/6/71	A	L	98-104	2/5/05	A	L	50-60
1/10/04	H	W	77-64	3/7/32	H	L	21-23	1/18/72	H	L	59-65	% - forfeited by UM			
3/2/04	A	W+	68-64	2/10/34	A	W	31-30	2/19/72	A	L	73-76	CF - Conseco Fieldhouse, Indianapolis			
3/13/04	CF	W	68-66	3/5/34	H	W	34-23	1/13/73	A	L	54-78	Mississippi Valley St.			
1/16/05	H	W	62-59	1/21/35	H	W	38-31	1/29/73	H	L	64-81	<i>All-Time: UW leads 1-0</i>			
2/24/05	A	L	64-77	2/18/35	A	W	28-27	2/2/74	A	L+	63-64	<i>At Madison: UW leads 1-0</i>			
UC - United Center				2/13/37	H	L	32-37	1/2/75	H	L	46-61	12/23/93 H W 115-79			
CF - Conseco Fieldhouse				2/27/37	A	L	17-30	3/3/75	A	L	58-65	Missouri			
				1/8/38	H	W	35-28	1/19/76	H	L	84-96	<i>All-Time: UW leads 7-4</i>			
				3/5/38	A	L	28-35	2/16/76	A	L	74-98	<i>At Madison: UW leads 5-0</i>			
				2/20/39	A	L	32-34	1/22/77	A	L	64-82%	<i>At Columbia: UW trails 0-3</i>			
				2/27/39	H	W	35-25	3/3/77	H	L	61-64%	<i>Neutral Site: UW leads 2-1</i>			
				2/12/40	H	W	36-34	1/21/78	A	L	51-61	12/22/30	H	W	37-9
				2/26/40	A	L	39-44	2/29/78	H	L	55-64	12/31/37	H	W	40-29
				1/6/41	A	L	27-44	1/20/79	A	L	72-82	12/30/44	N	W	52-37
				3/1/41	H	W	42-32	2/8/79	H	L	72-74	12/9/48	H	W	58-42
				3/2/42	A	W	49-47	1/10/80	A	L+	76-82	12/20/49	A	L	48-50
				1/30/43	H	W	54-33	2/23/80	H	W	70-55	12/12/53	H	W	64-53
				3/1/43	A	L	34-48	1/8/81	A	L	60-76	12/13/54	A	L	56-67
				1/29/44	A	W	49-30	3/7/81	H	W+	60-58	12/15/58	H	W	68-60
				2/25/44	H	W	50-33	1/21/82	H	L	57-78	12/14/59	A	L	66-78
				1/13/45	H	W	46-37	2/11/82	A	L	60-71	3/19/94	N	L	96-109
				3/3/45	A	L	50-54	1/29/83	H	L	58-65	11/12/99	N	W	66-55
				1/5/46	H	L	45-46	1/19/83	A	L	71-78	Montana			
				3/4/46	A	L	57-58	1/25/84	A	L	62-75	<i>All-Time: UW leads 2-0</i>			
				2/8/47	H	W	60-51	2/15/84	H	L	67-68	<i>At Madison: UW leads 1-0</i>			
				3/1/47	A	L	55-58	1/24/85	A	L	62-72	<i>Neutral Site: UW leads 1-0</i>			
				1/5/48	H	W	59-50	2/24/85	H	W	65-61	12/20/65	H	W	76-72
				3/1/48	A	L	41-46	1/23/86	H	L	65-67	11/30/97	N	W	78-61
				1/10/49	A	L	33-47	2/22/86	A	W	70-64				
				3/5/49	A	W	45-43	1/3/87	A	L	67-69				

Minnesota

All-Time: UW trails 82-97
At Madison: UW leads 54-32
At Minn.: UW trails 27-65
Neutral Site: UW leads 1-0

2/17/00	A	L	15-17
2/23/01	A	L	15-42
2/22/02	A	L	10-30
2/21/03	A	L	11-33
2/23/06	H	W	31-24
3/17/06	A	L	10-16
1/12/07	A	L	11-18
3/9/07	H	W	31-20
1/31/08	H	W	37-16
3/7/08	A	W	34-14
1/30/09	A	W	14-13
3/9/09	H	W	37-14
2/5/10	H	W	24-14
2/25/10	A	L	9-16
2/4/11	A	L	16-17
3/1/11	H	L	13-21
1/20/12	H	W	22-12

% - forfeited by UM
 CF - Conseco Fieldhouse, Indianapolis

Mississippi Valley St.
All-Time: UW leads 1-0
At Madison: UW leads 1-0
 12/23/93 H W 115-79

Missouri
All-Time: UW leads 7-4
At Madison: UW leads 5-0
At Columbia: UW trails 0-3
Neutral Site: UW leads 2-1

12/22/30	H	W	37-9
12/31/37	H	W	40-29
12/30/44	N	W	52-37
12/9/48	H	W	58-42
12/20/49	A	L	48-50
12/12/53	H	W	64-53
12/13/54	A	L	56-67
12/15/58	H	W	68-60
12/14/59	A	L	66-78
3/19/94	N	L	96-109
11/12/99	N	W	66-55

Montana
All-Time: UW leads 2-0
At Madison: UW leads 1-0
Neutral Site: UW leads 1-0
 12/20/65 H W 76-72
 11/30/97 N W 78-61

Morgan State

All-Time: UW leads 2-0
 At Madison: UW leads 2-0
 12/23/79 H W 94-42
 11/25/84 H W 93-78

Navy

All-Time: UW leads 2-0
 Neutral Site: UW leads 2-0
 3/22/47 N W 50-49
 12/29/91 N W 93-58

N.C. State

All-Time: UW leads 1-0
 Neutral Site: UW leads 1-0
 3/25/05 N W 65-56

Nebraska

All-Time: UW trails 6-10
 At Madison: UW leads 4-2
 At Lincoln: UW trails 1-6
 Neutral Site: UW trails 1-2
 3/5/04 A L 22-25
 2/21/07 H W 35-31
 3/3/08 H W 34-4
 1/3/22 H W 27-14
 12/30/39 N L 43-53
 1/4/41 A W 46-31
 12/19/55 H W 71-52
 12/10/56 A L 51-53
 12/1/65 H L 88-101
 11/30/68 A L 55-68
 12/27/79 N L 82-83
 12/5/83 H L++ 69-71
 12/12/84 A L 51-53
 12/11/90 A L 63-75
 12/11/91 A L 67-86
 11/22/98 N W 78-41

Nevada

All-Time: UW leads 3-0
 At Madison: UW leads 2-0
 Neutral Site: UW leads 1-0
 12/20/60 H W 89-56
 12/29/79 N W 86-61
 12/23/97 H W 62-53

New Mexico

All-Time: UW leads 2-0
 At Albuquerque: UW leads 1-0
 Neutral Site: UW leads 1-0
 12/27/57 A W 61-59
 12/29/84 N W 83-74

New Mexico State

All-Time: UW trails 0-1
 Neutral Site: UW trails 0-1
 11/20/98 N L 52-66

New Orleans

All-Time: UW leads 1-0
 At Madison: UW leads 1-0
 3/15/89 H W 63-61

North Carolina

All-Time: UW trails 1-0
 Neutral Site: UW trails 1-0
 3/27/05 N L 82-88

NE Illinois

All-Time: UW leads 1-0
 At Madison: UW leads 1-0
 11/28/95 H W 89-55

Northern Illinois

All-Time: UW leads 11-2
 At Madison: UW leads 8-0
 At DeKalb: UW leads 3-2
 12/14/68 H W 69-67
 12/8/75 H W 97-77
 12/13/76 A L 57-81
 12/31/77 H W+ 74-73
 12/20/82 MC W 58-55
 12/7/83 H W 90-68
 12/22/84 MC W 83-71
 12/12/85 H W 76-67
 12/11/86 MC W 95-63
 12/1/87 H W 87-77
 12/2/98 H W 67-52
 12/14/99 A L 51-55
 11/25/00 H W 68-64
 MC - Metro Centre, Rockford, Ill.

Northern Iowa

All-Time: UW leads 4-1
 At Madison: UW leads 2-0
 At Cedar Falls: UW trails 0-1
 Neutral Site: UW leads 2-0
 12/21/81 H W 65-53
 12/1/82 H W 76-69
 12/1/83 A L 59-60
 12/20/87 N W 64-56
 3/18/05 N W 57-52

Northwestern

All-Time: UW leads 99-59
 At Madison: UW leads 58-20
 At Evanston: UW trails 34-36
 Neutral Site: UW leads 7-3
 1/8/10 H W 55-9
 2/26/10 A W 39-11
 1/14/11 A W 29-9
 3/8/11 H W 23-11
 1/6/12 A W 32-19
 2/24/12 H W 46-11
 2/10/14 H W 38-9
 2/17/14 A W 33-26
 1/18/16 H W 22-18
 3/11/16 A W 24-21
 1/8/17 A W+ 29-21
 2/12/17 H W 23-21
 1/5/18 A L 17-33
 3/7/18 H W 26-18
 1/11/19 H L 15-20
 2/22/19 A L 23-32
 1/3/21 A L 12-13
 2/12/21 H W 22-10
 1/9/22 A W 21-9
 2/22/22 H W 23-11
 1/6/23 A W 21-10
 3/5/23 H W 29-17
 1/12/24 A W 25-10
 3/1/24 H W 23-14
 1/23/26 H W 35-27

2/16/26 A L 26-36
 1/15/27 A W 28-18
 1/22/27 H W 25-24
 2/18/29 H W 37-23
 2/23/29 A W 31-25
 1/4/30 A L 14-23
 2/15/30 H W 29-22
 1/4/32 A L+ 30-31
 1/18/32 H L 24-28
 1/16/33 A L 22-40
 2/25/33 H L 28-30
 1/7/35 H W 16-9
 1/19/35 A L 31-36
 2/24/36 H L 28-33
 3/2/36 A L 26-49
 1/3/38 A L 38-47
 2/12/38 H L 23-27
 2/13/39 A L 27-37
 3/2/40 H L 44-47
 2/10/41 A W+ 48-46
 1/17/42 CS W 49-46
 2/21/42 H W 59-47
 1/9/43 CS W 67-65
 2/22/43 H L 54-56
 1/8/44 CS L 38-60
 2/4/44 H W++ 50-47
 1/6/45 H L 37-52
 1/27/45 CS W 44-43
 1/26/46 CS L 34-56
 2/9/46 H L 58-63
 1/27/47 H W 45-44
 2/15/47 CS W 54-42
 2/7/48 CS W 68-62
 2/23/48 H W 59-54
 2/12/49 CS W 56-52
 2/21/49 H W 57-46
 1/16/50 CS W 66-59
 2/27/50 H W 67-53
 1/15/51 H W 68-56
 1/19/52 A W 74-58
 1/17/53 A W 78-56
 3/7/53 H W 74-58
 1/11/54 H W 64-47
 2/26/55 A L 72-80
 2/4/56 A W 79-55
 3/3/56 H W 76-70
 1/5/57 A L 54-75
 3/4/57 H W 82-69
 3/1/58 A L 65-82
 2/28/59 H L 82-86
 1/11/60 H L 69-77
 2/29/60 A L 59-73
 2/11/61 A L 52-54
 3/4/61 H W 75-61
 2/24/62 A W 65-64
 2/16/63 H W 78-65
 1/11/64 A L 63-76
 2/11/64 A L 64-72
 2/23/65 H W+ 93-87
 3/6/65 A W 88-76
 2/21/66 A L 65-76
 2/28/66 H W 90-62
 2/21/67 H W 110-94
 2/28/67 A L 82-91
 3/9/68 A L 75-77
 3/4/69 H L 70-72
 2/21/70 A L 75-82
 3/3/70 H L 82-87
 1/19/71 H W 87-72
 2/13/71 A L 91-101
 3/4/72 H L 82-90
 2/27/73 A L 73-74
 1/5/74 H W 87-53
 3/9/74 A W 77-62
 1/4/75 A L 66-69
 3/8/75 H W 94-70
 1/24/76 A L 60-62
 2/21/76 H L 77-90
 1/20/77 H W 61-60
 2/19/77 A L 88-98
 1/28/78 H L 85-93
 2/18/78 A W 81-80
 1/11/79 H W 95-82
 2/24/79 A W 72-70
 1/3/80 H W 75-66
 3/1/80 A L 50-53
 1/10/81 A L 48-50
 3/5/81 H W 60-57
 1/14/82 H L 55-61
 2/27/82 A W 61-60
 1/20/83 H W 49-45
 2/26/83 DP L 57-64
 1/19/84 A W+ 61-60
 2/26/84 H W 54-47
 1/5/85 A W 52-51
 3/9/85 H W 61-53
 1/4/86 H W 57-52
 3/9/86 A W 70-68
 1/31/87 A W 62-57
 3/1/87 H W 76-59
 1/30/88 H W 80-59
 3/5/88 A W 74-69
 1/28/89 A W 59-58
 2/15/89 H W 72-60
 1/27/90 A L 85-87
 3/1/90 H W 65-50
 1/24/91 A W 74-57
 2/24/91 H W 79-76
 1/8/92 H W 69-67
 3/14/92 A L 65-76
 2/3/93 H W 101-87
 3/6/93 A L 89-100
 2/19/94 H L 71-75
 3/5/94 A L 54-66
 1/28/95 H W 97-73
 2/15/95 A W 70-56
 1/20/96 A L 52-62
 2/21/96 H L 71-82
 1/29/97 H W 65-53
 2/8/97 A W 56-44
 1/17/98 H W 56-33
 2/11/98 A L 39-47
 1/16/99 A W 57-49
 2/10/99 H W 57-45
 3/1/00 A W 62-46
 3/9/00 UC W 51-41
 2/18/01 H W 59-37
 1/30/02 A L 60-69

WISCONSIN HISTORY

2/9/02 H W 73-44
 1/29/03 H W 69-50
 2/8/03 A W 74-59
 2/7/04 A L 51-69
 2/2/05 H W 73-58
 CS - Chicago Stadium
 DP - DePaul's Alumni Hall
 UC - United Center, Chicago

Notre Dame

All-Time: UW trails 10-17
At Madison: Series tied 7-7
At South Bend: UW trails 2-10
Neutral Site: UW leads 1-0

2/8/27 H L 14-19
 2/7/28 H L 14-21
 12/13/37 A L 31-33
 12/10/38 H W 45-39
 12/12/39 A L 33-51
 12/14/40 H W 44-43
 12/13/41 H W 43-35
 12/14/42 A L+ 59-61
 12/11/43 A L 31-41
 12/31/43 N W 47-45
 12/16/44 H L 46-57
 12/15/45 A L 51-65
 12/14/46 H W+ 53-49
 12/13/48 A L 54-60
 12/13/49 H W 56-48
 12/11/50 A L 61-67
 12/8/51 H L 53-63
 12/4/54 A L 61-72
 12/5/55 A W 70-66
 12/8/56 H L 55-75
 12/7/57 H L 53-75
 12/13/58 H W 56-54
 12/7/59 A L 58-78
 2/1/65 A W 98-90
 12/4/65 H W 97-79
 12/5/67 H L 73-81
 12/11/68 A L 56-57

Ohio

All-Time: UW leads 9-2
At Madison: UW leads 5-1
At Athens: UW leads 2-1
Neutral Site: UW leads 2-0

12/7/63 H L 76-77
 12/27/68 N W 74-68
 1/31/70 H W 72-69
 12/15/70 A L 80-81
 2/20/73 A W 82-68
 1/9/74 H W 69-68
 11/30/74 H W 71-62
 12/9/00 H W 65-46
 12/8/01 A W 77-71
 12/23/02 H W 75-51
 12/27/03 N W 71-48

Ohio State

All-Time: UW trails 61-80
At Madison: UW leads 40-30
At Columbus: UW trails 20-49
Neutral Site: Series tied 1-1

1/12/05 A L 22-25
 1/21/13 H W 22-11

2/15/13 A W 27-22
 2/16/15 A W 26-17
 3/6/15 H W 23-12
 1/6/17 A W 30-22
 2/17/17 H W 40-15
 2/24/20 H W 31-27
 3/8/20 A W 34-22
 2/21/21 A W 40-21
 3/8/21 H W 34-24
 2/23/24 A L 13-27
 3/3/24 H W 30-20
 1/13/25 H L 20-27
 3/14/25 A L 23-37
 1/10/27 H W 25-16
 2/19/27 A L 16-20
 1/7/28 A W 30-13
 2/18/28 H W 21-18
 1/11/30 A W 32-25
 3/3/30 H W 32-23
 1/10/31 A L 19-29
 2/23/31 H W 28-24
 2/6/33 H L 30-31
 3/4/33 A L 20-37
 2/12/34 H W 42-23
 2/24/34 A W 44-38
 1/4/36 A L 23-44
 2/10/36 H W 34-25
 1/11/37 H L 22-28
 2/8/37 H W+ 35-33
 2/25/39 H L 38-46
 2/17/40 A L 35-41
 1/25/41 H W 46-31
 2/14/42 H W 49-39
 2/28/42 A W 44-39
 2/3/45 A L 36-40
 2/9/45 H L 34-63
 2/22/47 H L 56-57
 2/16/48 A L 47-53
 1/17/49 H L 54-57
 2/4/50 A L 47-61
 1/13/51 A W 74-67
 2/5/51 H W 56-51
 1/12/52 H W 58-51
 3/1/52 A L 56-69
 1/19/53 H W 64-51
 2/28/53 A W 69-63
 2/6/54 A W 79-73
 2/12/55 H W 86-63
 1/14/56 A L++ 98-100
 2/20/56 H L 71-79
 1/21/57 H L 64-67
 2/16/57 A L 50-63
 1/11/58 H W 67-64
 2/7/59 A L 72-78
 2/8/60 H L 69-106
 2/27/60 A L 68-93
 1/30/61 H L 68-100
 2/25/61 A L 74-97
 3/3/62 H W 86-67
 2/9/63 A L 70-94
 1/4/64 H L 85-101
 2/15/64 A L 74-92
 1/30/65 A L 86-98
 2/6/65 H L 71-73

1/31/66 A L+ 81-87
 2/4/67 H L+ 84-90
 2/3/68 A L 64-86
 2/12/68 H W 86-78
 1/11/69 A L 69-84
 2/8/69 H W 77-73
 2/24/70 H L 86-98
 3/7/70 A L 87-96
 1/16/71 A L 69-83
 2/16/71 H L 71-79
 2/5/72 A L 69-79
 2/3/73 H W 84-76
 1/26/74 H W 69-64
 2/23/74 A W 68-56
 1/18/75 H L 67-69
 2/15/75 A L 70-76
 1/5/76 H W+ 82-81
 3/1/76 A W 91-79
 1/13/77 H L 58-60
 2/26/77 A L+ 80-82
 1/5/78 A L 61-77
 3/4/78 H L 78-83
 1/6/79 A L 71-82
 3/1/79 H W 76-73
 1/26/80 A W 72-71
 2/2/80 H W 70-67
 1/29/81 A L 67-71
 2/21/81 H W 77-63
 1/9/82 A L 59-67
 3/4/82 H L 75-77
 2/5/83 A L 69-82
 2/9/83 H L 65-68
 2/2/84 H L 74-85
 2/11/84 A L 65-71
 1/9/85 A L 88-99
 2/9/85 H W 92-78
 1/9/86 H L 61-78
 2/8/86 A L 71-73
 1/17/87 A L 66-81
 2/12/87 H L 69-83
 1/9/88 H W 64-63
 2/13/88 A L 53-78
 1/7/89 A L 70-73
 3/4/89 H W 77-65
 1/13/90 A L 53-68
 2/15/90 H L 58-68
 1/12/91 A L 60-92
 2/14/91 H L 71-73
 2/5/92 A L 72-86
 2/15/92 H L 63-67
 1/20/93 H W 76-67
 2/20/93 A L 70-80
 1/8/94 H W 69-55
 2/5/94 A L 57-73
 1/11/95 A W 81-59
 3/4/95 H W 80-69
 1/31/96 A L 55-63
 2/10/96 H W 62-56
 2/1/97 A L 42-60
 1/3/98 A W 64-59
 2/25/98 H L 56-61
 1/2/99 H L+ 74-78
 2/24/99 A L 54-63
 1/13/00 H L 51-53

2/2/00 A L 48-51
 1/24/01 H W 57-42
 2/10/01 A L 58-63
 2/6/02 H W+ 94-92
 1/18/03 A W 53-52
 3/14/03 UC L 50-58
 1/28/04 A W 69-57
 2/14/04 H W 78-48
 1/11/05 H W 72-66
 2/27/05 A W 64-56
 3/11/05 UC W 60-49
 UC - United Center, Chicago

Oklahoma

All-Time: Series tied 3-3
At Madison: UW trails 1-2
At Norman: Series tied 1-1
Neutral Site: UW leads 1-0
 12/21/42 H W 48-37
 12/18/46 H L 40-56
 12/22/47 A L 49-75
 12/14/53 H L 65-69
 12/11/54 A W 77-66
 11/29/97 N W 75-64

Oklahoma State

All-Time: UW trails 0-1
At Madison: UW trails 0-1
 12/29/83 H L 84-89

Oral Roberts

All-Time: UW trails 0-2
At Madison: UW trails 0-1
At Tulsa: UW trails 0-1
 12/4/72 A L 76-90
 12/29/78 H L 69-102

Oregon

All-Time: UW leads 3-2
At Eugene: UW leads 1-0
Neutral Site: Series tied 2-2
 12/27/51 N W 82-77
 12/27/52 N L 64-66
 12/27/81 N L 82-85
 11/26/88 N W 74-47
 11/24/90 A W 72-70

Oregon State

All-Time: UW trails 1-2
At Madison: Series tied 1-1
Neutral Site: UW trails 0-1
 1/2/28 H W 36-21
 12/8/49 H L 36-49
 12/28/60 N L 54-56

Pacific

All-Time: Series tied 1-1
At Madison: UW leads 1-0
Neutral Site: UW trails 0-1
 12/16/61 H W 92-68
 11/28/97 N L 48-55

Pennsylvania

All-Time: UW leads 5-0
At Madison: UW leads 2-0
At Philadelphia: UW leads 2-0
Neutral Site: UW leads 1-0
 12/18/30 H W 25-12
 2/23/38 A W 52-44
 12/29/65 H W 84-70
 12/27/67 N W 86-67
 11/21/03 A W 64-53
 11/20/04 H W 77-44

Penn State

All-Time: UW leads 15-8
At Madison: UW leads 9-2
At University Park: UW trails 5-6
Neutral Site: UW leads 1-0
 1/30/93 A W 75-68
 3/3/93 H L 58-62
 1/6/94 A W 71-56
 2/9/94 H W 77-64
 1/26/95 H L 67-78
 2/18/95 A L 67-74
 1/7/96 A L 50-79
 3/6/96 H W 54-52
 1/18/97 H W 64-45
 2/19/97 A W 49-45
 1/14/98 H W 76-57
 2/14/98 A L 69-75
 3/5/98 UC W 52-51
 1/13/99 A W 61-58
 2/13/99 H W 73-63
 1/19/00 A L 61-76
 1/27/01 H W 63-58
 1/9/02 A L 49-51
 1/26/02 H W 66-63
 2/1/03 H W 86-55
 2/19/03 A L 57-58
 2/25/04 H W 68-45
 1/29/05 A W 76-50
 UC - United Center, Chicago

Pepperdine

All-Time: UW trails 1-2
At Madison: UW leads 1-0
At Malibu: UW trails 0-2
 11/24/97 A L 66-77
 12/12/98 H W 57-51
 11/27/04 A L 61-75

Pittsburgh

All-Time: UW leads 10-6
At Madison: UW leads 8-2
At Pittsburgh: Series tied 2-2
Neutral Site: UW trails 0-2
 12/15/28 H W 34-24
 12/15/31 H W 30-29
 12/29/34 H L 27-31
 12/21/36 A L 30-41
 12/11/37 H W 44-36
 12/18/40 H L 34-36
 3/22/41 H W 36-30
 12/12/47 H W 49-36
 12/10/63 H W 85-83
 12/8/64 A W 80-63
 12/20/69 H W 85-71

12/8/70 A L 76-81
 12/18/71 H W 80-63
 1/3/72 A W 72-70
 12/30/86 N L 82-98
 3/21/04 N L 55-59

Portland

All-Time: UW leads 2-1
At Madison: UW leads 1-0
At Portland: Series tied 1-1
 12/29/60 A L 71-79
 1/5/90 H W 74-50
 11/30/91 A W 96-87

Princeton

All-Time: Series tied 2-2
At Madison: UW leads 1-0
Neutral Site: UW trails 1-2
 12/31/40 ML W 52-40
 12/29/54 H W 66-64
 12/21/63 N L+ 87-90
 12/28/85 N L 49-54
 ML - Milwaukee

Providence


All-Time: UW trails 1-3
At Madison: UW trails 0-1
At Providence: UW trails 0-2
Neutral Site: UW leads 1-0
 12/26/61 N W 95-84
 12/9/77 A L 62-73
 12/11/95 A L 57-58
 12/23/96 H L 57-59

Purdue

All-Time: UW trails 61-97
At Madison: UW leads 43-34
At W. Lafayette: UW trails 16-63
Neutral Site: UW leads 2-0
 1/20/06 A W 34-14
 2/3/06 H W 31-15
 1/25/07 A W 33-27
 3/15/07 H W 37-10
 1/17/08 A W 28-24
 1/23/08 H W 34-13
 1/15/09 A L 20-23
 2/27/09 H W 29-6
 1/22/10 A L 17-29
 3/12/10 H W 38-14
 1/13/11 A L 16-34
 2/24/11 H W 45-17
 1/13/13 A W 25-15
 3/1/13 H W 22-19
 2/13/14 Ho W+ 25-20
 3/10/14 A W 27-13
 1/11/15 A W+ 28-24
 2/19/15 H W 26-21
 1/8/16 A W 33-17
 2/25/16 H W 35-22
 1/26/18 H W 21-16
 3/13/18 A W 24-18
 2/6/23 A L 13-17
 2/24/23 H W 20-19
 2/23/25 H L 22-30
 3/12/25 A L 26-32
 2/20/26 H L 21-29
 2/26/26 A L 31-32

2/23/28 H W 28-22
 2/25/28 A L 15-31
 1/21/29 A W 31-26
 2/25/29 H W 27-24
 2/21/31 A L 27-46
 3/2/31 H L 17-24
 1/11/32 A L 22-38
 2/27/32 H L 21-28
 1/15/34 H L 26-27
 2/26/34 A L 25-37
 1/5/35 H L 18-19
 3/4/35 A L 24-43
 1/4/37 A L 30-43
 3/1/37 H W 46-43
 1/15/38 A L 34-40
 2/19/38 H L 39-46
 2/6/39 A L 31-39
 2/18/39 H W+ 32-30
 1/13/40 A L 36-49
 2/24/40 H L+ 45-48
 1/13/41 H W+ 48-42
 2/17/41 A W 43-42
 2/16/42 A L 34-40
 2/27/43 A W 53-45
 2/19/44 H L+ 50-52
 1/29/45 A L 34-45
 2/17/45 H W 64-48
 1/12/46 H L 49-53
 1/28/46 A L 46-59
 2/24/47 A W 72-60
 1/19/48 H W 49-44
 2/14/49 A L 48-53
 2/20/50 H W 56-45
 2/12/51 A L 46-62
 3/3/51 H L 61-64
 1/5/52 H L 64-79
 2/11/52 A L 67-78
 12/20/52 A L 59-65
 1/3/53 H W 50-46
 1/2/54 H W 66-57
 2/27/54 A L 66-71
 2/14/55 A L 63-75
 2/28/55 H W 75-73
 1/2/56 H L 66-78
 3/2/57 A L 66-85
 1/18/58 A L 47-62
 2/15/58 H L 76-81
 1/10/59 A L 61-84
 2/9/59 H W 91-86
 1/9/60 A L 69-99
 3/5/60 H W 89-80
 2/4/61 A L 58-69
 3/11/61 H L 81-88
 1/27/62 H W 89-86
 1/5/63 A W 74-66
 2/8/64 H W 81-80
 2/29/64 A L 83-97
 1/11/65 H W 76-66
 2/13/65 A L 74-83
 3/5/66 H W 69-68
 1/7/67 A W 79-76
 1/9/68 A L 79-99
 3/2/68 H W 104-84
 1/4/69 H L 80-86
 2/15/69 A L 69-87
 1/6/70 A L 74-90
 3/9/71 H L 77-81
 2/15/72 A W 84-65
 2/22/72 H W 66-60
 1/22/73 A L 59-66
 2/26/73 H W 71-63
 2/16/74 A L 80-107
 1/11/75 A L 49-88
 2/8/75 H L 64-69
 1/10/76 A L 72-87
 2/7/76 H L 74-85

WISCONSIN HISTORY



Michael Finley and Purdue's Glenn Robinson locked up in a legendary battle on Feb. 13, 1993. Finley scored 33 points while Robinson poured in 42 as Purdue defeated the Badgers 90-87 in double overtime in West Lafayette.

1/24/77	A	L	71-81
2/10/77	H	W	76-74
1/12/78	H	L	70-79
2/25/78	A	L	78-87
1/27/79	A	L	60-73
2/3/79	H	L	48-54
1/24/80	H	L+	60-73
2/16/80	A	L	61-69
1/17/81	H	L	69-71
2/26/81	A	L	61-72
1/30/82	A	L	67-81
2/6/82	H	L	46-55
1/6/83	H	L	64-80
3/12/83	A	L	64-79
1/5/84	A	L	65-84
3/6/84	H	L	48-61
1/19/85	H	L	68-72
2/14/85	A	L	52-67
1/19/86	A	L	73-100
2/13/86	H	L	78-80
1/10/87	H	L	48-57
2/5/87	A	L	62-70
2/3/88	A	L	62-86
3/3/88	H	L	56-84
1/14/89	H	L	62-68
3/2/89	A	L	60-65
1/17/90	H	L	54-56
2/17/90	A	L	55-62
1/26/91	H	W	66-44
2/28/91	A	L	62-69
2/2/92	H	W	79-69
2/29/92	A	L	51-61
1/13/93	A	L	60-76
2/13/93	H	L++	87-90
1/15/94	H	W	75-69
2/16/94	A	L	64-67
2/26/95	A	L	56-66
2/7/96	H	L	42-75
1/22/97	A	L	52-60
2/15/97	H	W	69-52
1/31/98	A	L	59-82
1/10/99	H	W	61-56
1/15/00	A	L	52-63
1/26/00	H	W	55-45
3/10/00	UC	W	78-66
3/25/00	N	W	64-60
1/10/01	A	L	67-73
2/7/01	H	W	73-54
1/19/02	H	W	77-66
2/5/03	A	L	60-78
1/14/04	A	L	51-53
2/29/04	H	W	82-46
1/5/05	A	W	77-68
3/5/05	H	W	64-52

Rhode Island

All-Time: Series tied 3-3
At Madison: UW trails 1-2
At Norman: Series tied 1-1
 11/28/98 A W 65-59
 12/3/99 H W 66-43

Rice

All-Time: UW trails 1-2
At Madison: Series tied 1-1
At Houston: UW trails 0-1
 12/16/57 H W 67-62
 12/6/58 A L 37-78
 3/17/93 H L 73-77

Richmond

All-Time: UW leads 1-0
Neutral Site: UW leads 1-0
 3/19/04 N W 76-64

Rutgers

All-Time: UW leads 3-0
At Madison: UW leads 1-0
At Piscataway: UW leads 1-0
Neutral Site: UW leads 1-0
 12/28/49 N W 68-55
 11/29/03 H W 55-43
 12/4/04 A W 70-62

St. Bonaventure

All-Time: Series tied 1-1
At Madison: UW trails 0-1
At St. Bona.: UW trails 1-0
 12/9/95 H L 62-76
 12/14/96 A W 77-68

St. John's (NY)

All-Time: UW leads 3-0
At Madison: UW leads 1-0
At Jamaica: UW leads 1-0
Neutral Site: UW leads 1-0
 1/26/63 H W 85-52
 11/28/78 A W 73-68
 3/15/02 N W 80-70

Saint Louis

All-Time: Series tied 2-2
At Madison: UW leads 1-0
At St. Louis: UW trails 0-1
Neutral Site: Series tied 1-1
 12/19/50 A L+ 48-53
 12/17/51 H W 55-54
 12/2/78 N W 66-63
 3/20/89 N L 68-73

St. Mary's (CA)

All-Time: UW leads 2-0
At Madison: UW leads 2-0
 12/4/74 H L 60-62
 12/2/76 H W 82-76

Sam Houston State

All-Time: UW leads 1-0
At Madison: UW leads 1-0
 12/13/91 H W 98-75

San Francisco State

All-Time: UW leads 2-0
At Madison: UW leads 2-0
 12/2/85 H W 90-61
 11/29/90 H W 72-53

San Jose State

All-Time: UW leads 1-0
At Madison: UW leads 1-0
 1950 H W 75-59

SIU-Edwardsville

All-Time: UW leads 1-0
At Madison: UW leads 1-0
 12/2/72 H W 100-74

South Carolina

All-Time: UW leads 3-0
At Madison: UW leads 1-0
At Columbia: UW leads 1-0
Neutral Site: UW leads 1-0
 12/17/66 N W 88-84
 11/22/85 A W 68-65
 12/4/86 H W 47-45

South Florida

All-Time: UW leads 3-1
At Madison: UW leads 2-0
At Tampa: Series tied 1-1
 11/29/86 H W 65-51
 11/28/87 A W 58-55
 12/11/99 A L 63-66
 12/30/00 H W+ 63-61

SE Missouri State

All-Time: UW leads 1-0
At Madison: UW leads 1-0
 11/25/91 H W 82-71

SW Missouri State

All-Time: UW trails 0-1
Neutral Site: UW trails 0-1
 3/12/99 N L 32-43

Southern California

All-Time: UW trails 1-2
At Madison: UW leads 1-0
At Los Angeles: UW trails 0-2
 12/23/46 H W 61-56
 12/21/48 A L 31-36
 12/29/82 A L 76-86

Southern Illinois

All-Time: UW trails 1-3
At Madison: Series tied 1-1
At Carbondale: UW trails 0-2
 12/13/69 H L 69-74
 2/9/70 A L 75-86
 12/3/83 H W 78-72
 12/8/87 A L 76-80

Southern Indiana

All-Time: UW trails 0-1
At Madison: UW trails 0-1
 12/8/90 H L 66-78

SMU

All-Time: UW leads 4-3
At Madison: UW trails 1-2
At Dallas: UW leads 2-1
Neutral Site: UW leads 1-0
 12/12/55 H L 62-75
 12/8/58 A L 63-81
 12/9/67 H W 120-82
 12/6/69 A W 78-76
 12/28/73 N W 74-73
 12/1/90 A W 65-49
 12/3/91 H L 64-66

Stanford

All-Time: UW trails 3-6
At Madison: Series tied 3-3
At Palo Alto: UW trails 0-3
 1/2/40 H L 26-39
 12/30/55 A L 53-65
 12/21/59 H W 61-60
 12/18/74 H L 67-89
 12/29/75 H W 70-64
 12/11/76 A L 66-70
 3/18/91 H L 72-80
 12/27/93 H W 80-73
 12/27/94 A L 78-95

Syracuse

All-Time: Series tied 1-1
At Syracuse: UW trails 0-1
Neutral Site: UW leads 1-0
 1/3/27 N W 31-24
 11/13/99 A L 49-68

Temple

All-Time: UW leads 6-2
At Madison: Series tied 2-2
At Philadelphia: UW leads 4-1
 12/28/67 QC L 80-82
 12/2/95 H W+ 57-54
 12/4/96 A W+ 64-57
 12/6/97 H L 49-59
 12/9/98 A W 63-56
 12/29/99 H W 62-44
 12/14/00 A W 66-58
 12/3/01 H L++ 67-70
 1/2/03 A W 80-67
 QC - Quaker City Classic, Phila.

Tennessee

All-Time: UW trails 1-2
At Madison: UW leads 1-0
At Knoxville: UW trails 0-1
Neutral Site: UW trails 0-1
 12/28/81 N L 67-79
 11/21/00 A L 56-66
 12/29/01 H W 65-62

Tennessee Tech

All-Time: UW leads 1-0
At Madison: UW leads 1-0
 12/31/90 H W 71-65

Texas

All-Time: UW leads 3-1
At Madison: UW leads 1-0
At Austin: UW leads 1-0
Neutral Site: Series tied 1-1
 12/29/70 ML W 89-73
 3/14/96 N L 58-71
 12/15/98 A W 65-62
 12/7/99 H W 61-45
 ML - Milwaukee Invitational

Texas A&M

All-Time: UW leads 1-0
At Madison: UW leads 1-0
 12/28/84 H W 71-69

Texas-Arlington

All-Time: UW leads 1-0
 At Madison: UW leads 1-0
 12/22/90 H W 105-74

Texas-El Paso

All-Time: UW leads 1-0
 At Madison: UW leads 1-0
 12/8/62 H W 73-59

Texas Southern

All-Time: UW leads 2-0
 At Madison: UW leads 2-0
 12/22/80 H W 58-49
 12/21/02 H W 81-58

Texas Tech

All-Time: UW leads 2-0
 At Madison: UW leads 1-0
 At Lubbock: UW leads 1-0
 12/11/93 A W 91-88
 12/3/94 H W 70-65

Toledo

All-Time: UW leads 2-1
 At Madison: UW leads 2-0
 At Toledo: UW trails 0-1
 11/29/82 H W 79-71
 12/20/83 A L 60-73
 12/9/97 H W 73-68

Tulane

All-Time: UW trails 1-3
 At Madison: Series tied 1-1
 At N. Orleans: UW trails 0-2
 12/21/53 A L+ 55-57
 12/20/54 H L 66-69
 12/19/70 H W 96-77
 12/4/71 A L 70-72

Tulsa

All-Time: UW leads 1-0
 Neutral Site: UW leads 1-0
 3/22/03 N W 61-60

UCLA

All-Time: UW trails 2-4
 At Madison: Series tied 1-1
 At Los Angeles: UW trails 1-2
 Neutral Site: UW trails 0-1
 12/23/48 A W 49-46
 12/30/49 H W 54-52
 12/22/62 H L 63-77
 12/28/66 A L 56-100
 11/25/72 A L 53-94
 11/21/95 N L 57-68

UC-Santa Barbara

All-Time: UW leads 1-0
 At Madison: UW leads 1-0
 11/23/04 H W 72-61

UNC-Charlotte

All-Time: UW leads 1-0
 At Charlotte: UW leads 1-0
 12/13/80 A W 71-63

UNC-Greensboro

All-Time: UW leads 1-0
 At Madison: UW leads 1-0
 12/23/04 H W 85-53

UNC-Wilmington

All-Time: UW leads 1-0
 At Madison: UW leads 1-0
 11/30/96 H W 68-35

UNLV

All-Time: UW trails 0-2
 At Las Vegas: UW trails 0-2
 12/28/87 A L 65-102
 11/17/01 A L 69-74

Utah

All-Time: Series tied 1-1
 At Salt Lake: UW trails 0-1
 Neutral Site: UW leads 1-0
 12/30/57 A L 70-72
 12/28/62 N W 94-72

Utah State

All-Time: UW leads 1-0
 Neutral Site: UW leads 1-0
 12/26/69 N W 81-74

Valparaiso

All-Time: UW leads 2-0
 At Madison: UW leads 2-0
 12/6/94 H W 69-51
 12/14/95 H W 90-73

Villanova

All-Time: UW trails 0-1
 Neutral Site: UW trails 0-1
 11/20/95 N L 58-66

Virginia

All-Time: Series tied 1-1
 Neutral Site: Series tied 1-1
 12/27/74 N L 78-86
 11/21/98 N W 66-56

Wake Forest

All-Time: UW trails 0-1
 At Wins.-Salem: UW trails 0-1
 11/30/99 A L 48-67

Washington

All-Time: UW trails 1-3
 At Madison: Series tied 1-1
 At Seattle: UW trails 0-1
 Neutral Site: UW trails 0-1
 2/9/31 H W 39-9
 12/28/55 A L 53-54
 12/19/58 H L 48-62
 12/17/65 N L 67-81

Washington State

All-Time: Series tied 4-4
 At Madison: UW trails 1-2
 At Pullman: Series tied 1-1
 Neutral Site: UW leads 2-1
 3/29/41 N W 39-34
 12/30/60 H L 72-78
 11/27/82 H L 64-66
 12/1/84 H W 61-59

12/9/85 A W 74-68
 1/3/87 N W 80-65
 12/4/89 A L 52-55
 12/27/91 N L 51-73

Washington University

All-Time: UW leads 3-0
 At Madison: UW leads 2-0
 At St. Louis: UW leads 1-0
 12/15/56 H W 41-38
 12/9/57 A W 43-33
 12/11/61 H W 91-63

Weber State

All-Time: Series tied 1-1
 Neutral Site: Series tied 1-1
 11/24/01 N L 69-73
 3/20/03 N W 81-74

West Virginia

All-Time: UW leads 2-1
 At Madison: UW leads 1-0
 At Morgantown: UW leads 1-0
 Neutral Site: UW trails 0-1
 12/18/65 N L 93-101
 12/19/72 H W 77-59
 12/19/73 A W 69-62

Western Carolina

All-Time: UW leads 1-0
 At Madison: UW leads 1-0
 12/27/04 H W 89-49

Western Illinois

All-Time: UW leads 1-0
 At Madison: UW leads 1-0
 12/7/89 H W 69-42

Western Kentucky

All-Time: UW leads 1-0
 Neutral Site: UW leads 1-0
 11/25/89 N W 73-62

Western Michigan

All-Time: UW leads 1-0
 At Madison: UW leads 1-0
 12/6/54 H W 80-68

UW-Green Bay

All-Time: UW leads 11-0
 At Madison: UW leads 9-0
 At Green Bay: UW leads 2-0
 12/6/80 H W ++ 68-66
 12/5/81 H W 77-65
 12/5/92 H W 70-65
 12/8/93 H W 64-50
 11/30/94 H W 61-57
 12/8/99 H W 55-34
 12/6/00 A W 61-53
 12/1/01 H W 70-57
 11/30/02 A W 69-52
 12/10/03 H W 73-57
 12/7/04 H W 65-55

UW-Milwaukee

All-Time: UW leads 21-1
 At Madison: UW leads 13-1
 At Milwaukee: UW leads 8-0
 12/27/01 A W 37-18
 1/2/15 A W 21-10
 12/31/15 A W 51-12
 1/1/16 A W 39-8
 12/30/18 A W 39-18
 1/1/20 A W 36-10
 12/22/73 H W 73-46
 12/1/77 H W 72-66
 11/24/78 H W 74-55
 12/12/92 H L 72-77
 11/27/93 H W 106-84
 12/14/94 H W 90-64
 12/23/95 H W 94-63
 12/10/96 H W 61-41
 2/18/98 H W 65-58
 11/16/98 H W 75-63
 11/23/99 A W 69-49
 12/16/00 H W 55-47
 12/27/01 A W 81-79
 11/23/02 H W 83-72
 12/13/03 H W 89-71
 12/15/04 H W 66-37

Wright State

All-Time: UW leads 2-0
 At Madison: UW leads 1-0
 At Dayton: UW leads 1-0
 11/26/94 H W 86-63
 12/5/95 A W 94-91

Wyoming

All-Time: UW trails 0-1
 Neutral Site: UW trails 0-1
 12/28/57 N L 65-93

Xavier (OH)

All-Time: UW leads 2-1
 At Madison: UW leads 1-0
 At Cincinnati: Series tied 1-1
 12/20/38 A W 27-26
 12/2/00 H W 61-46
 12/10/01 A L 48-57

Yale

All-Time: UW leads 3-1
 At Madison: UW leads 1-0
 Neutral Site: UW leads 2-1
 1/1/02 N L 20-35
 12/29/56 H W 64-46
 12/29/72 N W 90-64
 12/30/83 N W 87-77

+ overtime

WISCONSIN HISTORY

Wisconsin vs. The Conferences

Opponent W L

AMERICA EAST

Maine	1	0
New Hampshire	1	0

ATLANTIC COAST

Boston College	3	2
Florida State	1	0
Georgia Tech	1	1
Maryland	4	2
Miami	2	0
N.C. State	1	0
North Carolina	0	1
Virginia	1	1
Wake Forest	0	2

ATLANTIC 10

Charlotte	1	0
Dayton	1	0
Duquesne	0	1
Fordham	1	0
George Washington	0	1
Rhode Island	2	0
Richmond	1	0
St. Bonaventure	1	1
Saint Louis	2	2
Temple	6	3
Xavier	2	1

BIG EAST

Cincinnati	1	5
Georgetown	1	1
Louisville	0	1
Marquette	60	51
Notre Dame	10	17
Pittsburgh	10	6
Providence	1	3
Rutgers	3	0
St. John's	3	0
Syracuse	1	1
Villanova	0	1
West Virginia	2	1

BIG SKY

Eastern Washington	1	0
Montana	2	0
Weber State	1	1

BIG SOUTH

Charleston Southern	1	0
Coastal Carolina	1	0

BIG TEN

Illinois	68	105
Indiana	54	92
Iowa	69	74
Michigan	57	85
Michigan State	53	64
Minnesota	82	97
Northwestern	99	59
Ohio State	61	80
Penn State	15	8
Purdue	61	97

BIG 12

Iowa State	3	5
Kansas	1	3
Kansas State	2	2
Missouri	7	4
Nebraska	6	10
Oklahoma	3	3
Oklahoma State	0	1
Texas	3	1
Texas A&M	1	0
Texas Tech	2	0

BIG WEST

Nevada	3	0
New Mexico State	0	1
Pacific	1	1
UC-Santa Barbara	1	0
Utah State	1	0

COLONIAL ATHLETIC

UNC-Wilmington	1	0
----------------	---	---

CONFERENCE USA

DePaul	1	6
Houston	1	1
Marshall	0	1
Memphis	1	0
Rice	1	2
South Florida	3	1
Tulane	1	3
Tulsa	1	0

HORIZON

Butler	17	13
Cleveland State	1	0
Detroit	3	0
Illinois-Chicago	0	1
Loyola Chicago	10	7
UW-Green Bay	11	0
UW-Milwaukee	21	1
Wright State	2	0

IVY LEAGUE

Brown	2	0
Columbia	0	2
Dartmouth	3	1
Harvard	1	0
Pennsylvania	6	0
Princeton	2	2
Yale	3	1

METRO ATLANTIC ATHLETIC

Canisius	1	0
Fairfield	1	0
Manhattan	2	0

MID-AMERICAN

Ball State	6	2
Bowling Green State	2	1
Central Michigan	3	2
Eastern Michigan	3	2
Kent	1	0
Miami	1	0
Northern Illinois	12	2
Ohio	9	2
Toledo	2	1
Western Michigan	1	0

MID-CONTINENT

Chicago State	1	0
Oral Roberts	0	2
Valparaiso	2	0
Western Illinois	1	0

MID-EASTERN ATHLETIC

Bethune-Cookman	1	0
Coppin State	1	0
Florida A&M	1	0
Howard	1	0
Morgan State	2	0

MISSOURI VALLEY

Bradley	2	2
Creighton	1	0
Illinois State	2	1
Indiana State	0	1
Northern Iowa	4	1
Southern Illinois	1	3
SW Missouri State	0	1

MOUNTAIN WEST

Air Force	2	0
Brigham Young	1	0
New Mexico	2	0
UNLV	1	2
Utah	1	1
Wyoming	0	1

NORTHEAST

Central Conn. State	1	0
Long Island	1	0
Monmouth	1	0

OHIO VALLEY

Eastern Illinois	5	1
SE Missouri State	1	0
Tennessee Tech	1	0

PAC-10

Arizona	2	1
California	2	5
Oregon	3	2
Oregon State	1	2
Southern California	1	2
Stanford	3	6
UCLA	2	4
Washington	0	3
Washington State	4	4

PATRIOT

Army	1	0
Bucknell	1	0
Navy	2	0

SOUTHEASTERN

Alabama	1	3
Florida	1	1
Georgia	0	2
Kentucky	1	3
LSU	4	0
South Carolina	3	0
Tennessee	1	2

SOUTHERN

College of Charleston	1	0
Davidson	0	1
East Tennessee State	1	0
Furman	1	0
UNC-Greensboro	1	0
Western Carolina	1	0

SOUTHLAND

Sam Houston State	1	0
Texas-Arlington	1	0

SOUTHWESTERN ATHLETIC

Alcorn State	1	0
Grambling	1	0
Mississippi Valley St.	1	0
Texas Southern	2	0

SUN BELT

Arkansas State	1	0
Denver	2	0
New Orleans	1	0
Western Kentucky	1	0

TRANS AMERICA ATHLETIC

Georgia State	0	1
---------------	---	---

WEST COAST

Gonzaga	2	0
Loyola Marymount	2	0
Pepperdine	1	2
Portland	2	1
St. Mary's	1	1

WESTERN ATHLETIC

Fresno State	3	1
Hawaii	1	1
San Jose State	1	0
Southern Methodist	4	3
Texas-El Paso	1	0

Year-by-Year Records

Year	Overall			Big Ten			Pl.	Home	Away	Neut.	Head Coach
	W	L	Pct.	W	L	Pct.					
1898-99	.0	.3	.000	—	—	—	—	.0-0	.0-3	.0-0	James Elsom
1899-00	.1	.1	.500	—	—	—	—	.0-0	.1-1	.0-0	James Elsom
1900-01	.1	.1	.500	—	—	—	—	.0-0	.1-1	.0-0	James Elsom
1901-02	.7	.3	.700	—	—	—	—	.0-0	.7-2	.0-1	James Elsom
1902-03	.5	.2	.714	—	—	—	—	.0-0	.5-2	.0-0	James Elsom
1903-04	.11	.4	.733	—	—	—	—	.2-0	.9-4	.0-0	James Elsom
1904-05	.10	.8	.556	—	—	—	—	.1-0	.9-8	.0-0	Emmett Angell
1905-06	.12	.2	.857	.6	.2	.750	.2	.6-0	.6-2	.0-0	Emmett Angell
1906-07	.11	.3	.786	.6	.2	.750	.1t	.7-1	.4-2	.0-0	Emmett Angell
1907-08	.10	.2	.833	.7	.1	.875	.1t	.7-1	.3-1	.0-0	Emmett Angell
1908-09	.8	.4	.667	.5	.4	.556	.3	.7-1	.1-3	.0-0	Haskell Noyes
1909-10	.9	.5	.643	.7	.5	.583	.3	.8-0	.1-5	.0-0	Haskell Noyes
1910-11	.9	.6	.600	.6	.6	.500	.5	.8-1	.1-5	.0-0	Haskell Noyes
1911-12	.15	.0	1.000	.12	.0	1.000	.1	.8-0	.7-0	.0-0	Walter Meanwell
1912-13	.14	.1	.933	.11	.1	.917	.1	.9-0	.5-1	.0-0	Walter Meanwell
1913-14	.15	.0	1.000	.12	.0	1.000	.1	.9-0	.6-0	.0-0	Walter Meanwell
1914-15	.13	.4	.765	.8	.4	.667	.3	.9-2	.4-2	.0-0	Walter Meanwell
1915-16	.20	.1	.952	.11	.1	.917	.1	10-0	10-1	.0-0	Walter Meanwell
1916-17	.15	.3	.833	.9	.3	.750	.4	.9-1	.6-2	.0-0	Walter Meanwell
1917-18	.14	.3	.824	.9	.3	.750	.1	.9-1	.5-2	.0-0	Guy Lowman
1918-19	.5	.11	.313	.3	.9	.250	.10	.1-6	.4-5	.0-0	Guy Lowman
1919-20	.15	.5	.750	.7	.5	.583	.5	.9-1	.6-4	.0-0	Guy Lowman
1920-21	.13	.4	.765	.8	.4	.667	.1t	.9-0	.4-4	.0-0	Walter Meanwell
1921-22	.14	.5	.737	.8	.4	.667	.2t	.8-3	.6-2	.0-0	Walter Meanwell
1922-23	.12	.3	.800	.11	.1	.917	.1t	.7-2	.5-1	.0-0	Walter Meanwell
1923-24*	.11	.5	.688	.8	.4	.667	.1t	.8-1	.3-4	.0-0	Walter Meanwell
1924-25	.6	.11	.353	.3	.9	.250	.9	.5-6	.1-5	.0-0	Walter Meanwell
1925-26	.8	.9	.471	.4	.8	.333	.8t	.6-4	.2-5	.0-0	Walter Meanwell
1926-27	.10	.7	.588	.7	.5	.583	.4t	.6-3	.3-4	.1-0	Walter Meanwell
1927-28	.13	.4	.765	.9	.3	.750	.3t	.9-2	.4-2	.0-0	Walter Meanwell
1928-29	.15	.2	.882	.10	.2	.833	.1t	.9-1	.5-1	.1-0	Walter Meanwell
1929-30	.15	.2	.882	.8	.2	.800	.2	12-0	.3-2	.0-0	Walter Meanwell
1930-31	.8	.9	.471	.4	.8	.333	.7t	.7-3	.1-6	.0-0	Walter Meanwell
1931-32	.8	.10	.800	.3	.9	.250	.8t	.7-4	.1-6	.0-0	Walter Meanwell
1932-33	.7	.13	.350	.4	.8	.333	.8	.4-6	.3-7	.0-0	Walter Meanwell
1933-34	.14	.6	.700	.8	.4	.667	.2t	10-2	.4-4	.0-0	Walter Meanwell
1934-35	.15	.5	.750	.9	.3	.750	.1t	11-2	.4-3	.0-0	Harold Foster
1935-36	.11	.9	.550	.4	.8	.333	.8	.9-3	.2-6	.0-0	Harold Foster
1936-37	.8	.12	.400	.3	.9	.250	.8t	.7-4	.1-8	.0-0	Harold Foster
1937-38	.10	.10	.500	.5	.7	.417	.7	.8-3	.2-7	.0-0	Harold Foster
1938-39	.10	.10	.500	.4	.8	.333	.7	.8-3	.2-7	.0-0	Harold Foster
1939-40	.5	.15	.250	.3	.9	.250	.9	.4-6	.1-8	.0-1	Harold Foster
1940-41	.20	.3	.870	.11	.1	.917	.1	11-1	.6-2	.3-0	Harold Foster
1941-42	.14	.7	.667	.10	.5	.667	.2t	.9-2	.5-4	.0-1	Harold Foster
1942-43	.12	.9	.571	.6	.6	.500	.4t	.7-4	.4-5	.1-0	Harold Foster
1943-44	.12	.9	.571	.9	.3	.750	.2t	.5-5	.6-4	.1-0	Harold Foster
1944-45	.10	.11	.476	.4	.8	.333	.6t	.6-5	.3-6	.1-0	Harold Foster
1945-46	.4	.17	.190	.1	.11	.083	.9	.4-7	.0-10	.0-0	Harold Foster
1946-47	.16	.6	.727	.9	.3	.750	.1	.9-2	.6-4	.1-0	Harold Foster
1947-48	.12	.8	.600	.7	.5	.583	.3t	.9-1	.3-7	.0-0	Harold Foster
1948-49	.12	.10	.545	.5	.7	.417	.7	.9-3	.3-7	.0-0	Harold Foster

HOME ATTENDANCE (since '41)

G	Total	Avg.	High
12	130,150	10,846	14,000
11	116,050	10,550	14,000
11	118,000	10,727	14,000
10	84,200	8,420	14,000
11	98,000	8,909	11,500
11	96,900	8,809	14,000
11	124,700	11,336	13,800
10	130,900	13,090	13,500
12	150,000	12,500	13,500

Year	Overall			Big Ten			Pl.	Home	Away	Neut.	Head Coach
	W	L	Pct.	W	L	Pct.					
1949-50	17	5	.773	9	3	.750	2	10-1	6-4	1-0	Harold Foster
1950-51	10	12	.455	7	7	.500	4t	6-5	4-7	0-0	Harold Foster
1951-52	10	12	.455	5	9	.357	7	6-5	3-6	1-1	Harold Foster
1952-53	13	9	.591	10	8	.556	5	9-2	4-6	0-1	Harold Foster
1953-54	12	10	.545	6	8	.429	5t	7-4	5-6	0-0	Harold Foster
1954-55	10	12	.455	5	9	.357	6t	6-5	4-7	0-0	Harold Foster
1955-56	6	16	.273	4	10	.286	8t	3-8	3-8	0-0	Harold Foster
1956-57	5	17	.227	3	11	.214	9	4-7	1-10	0-0	Harold Foster
1957-58	8	14	.364	3	11	.214	10	5-6	3-7	0-1	Harold Foster
1958-59	3	19	.136	1	13	.071	10	3-8	0-10	0-1	Harold Foster
1959-60	8	16	.333	4	10	.286	9	5-7	2-9	1-0	John Erickson
1960-61	7	17	.292	4	10	.286	8	6-4	1-11	0-2	John Erickson
1961-62	17	7	.708	10	4	.714	2	10-3	5-3	2-1	John Erickson
1962-63	14	10	.583	7	7	.500	6	8-5	5-5	1-0	John Erickson
1963-64	8	16	.333	2	12	.143	10	5-6	1-9	2-1	John Erickson
1964-65	9	13	.409	4	10	.286	8	5-5	3-7	1-1	John Erickson
1965-66	11	13	.458	6	8	.429	7	9-3	2-8	0-2	John Erickson
1966-67	13	11	.542	8	8	.500	4	7-4	2-6	4-1	John Erickson
1967-68	13	11	.542	7	7	.500	5	9-2	3-7	1-2	John Erickson
1968-69	11	13	.458	5	9	.357	8t	8-3	1-10	2-0	John Powless
1969-70	10	14	.417	5	9	.357	6t	6-6	3-8	1-0	John Powless
1970-71	9	15	.375	4	10	.286	7t	7-5	1-10	1-0	John Powless
1971-72	13	11	.542	6	8	.429	5t	9-3	3-7	1-1	John Powless
1972-73	11	13	.458	5	9	.357	9	8-3	2-10	1-0	John Powless
1973-74	16	8	.667	8	6	.571	4t	11-2	4-6	1-0	John Powless
1974-75	8	18	.308	5	13	.278	8	8-7	0-9	0-2	John Powless
1975-76	10	16	.385	4	14	.222	9	7-7	2-9	1-0	John Powless
1976-77	11	16	.407	7	11	.389	7t	8-5	2-11	1-0	Bill Cofield
1977-78	8	19	.296	4	14	.222	9t	7-7	1-12	0-0	Bill Cofield
1978-79	12	15	.444	6	12	.333	8t	9-5	3-9	0-1	Bill Cofield
1979-80	15	14	.517	7	11	.389	8	11-4	2-9	2-1	Bill Cofield
1980-81	11	16	.407	5	13	.278	9	9-6	2-9	0-1	Bill Cofield
1981-82	6	21	.222	3	15	.167	10	4-9	2-9	0-3	Bill Cofield
1982-83	8	20	.286	3	15	.167	10	7-8	0-11	1-1	Steve Yoder
1983-84	8	20	.286	4	14	.222	10	6-7	1-12	1-1	Steve Yoder
1984-85	14	14	.500	5	13	.278	9	10-5	2-9	2-0	Steve Yoder
1985-86	12	16	.429	4	14	.222	9	8-7	4-7	0-2	Steve Yoder
1986-87	14	17	.452	4	14	.222	8	8-7	4-9	2-1	Steve Yoder
1987-88	12	16	.429	6	12	.333	7	8-6	3-10	4-0	Steve Yoder
1988-89	18	12	.600	8	10	.444	6t	14-3	3-9	1-0	Steve Yoder
1989-90	14	17	.452	4	14	.222	8t	8-6	2-9	4-2	Steve Yoder
1990-91	15	15	.500	8	10	.444	7	11-6	4-9	0-0	Steve Yoder
1991-92	13	18	.419	4	14	.222	9	11-6	1-10	1-2	Steve Yoder
1992-93	14	14	.500	7	11	.389	8t	11-6	3-8	0-0	Stu Jackson
1993-94	18	11	.621	8	10	.444	7	14-2	3-8	1-1	Stu Jackson
1994-95	13	14	.481	7	11	.389	9	11-4	2-10	0-0	Stan Van Gundy
1995-96	17	15	.531	8	10	.444	8	13-5	3-8	1-2	Dick Bennett
1996-97	18	10	.643	11	7	.611	4t	12-2	5-7	1-1	Dick Bennett
1997-98	12	19	.387	3	13	.188	9t	7-8	2-9	3-2	Dick Bennett
1998-99	22	10	.688	9	7	.563	3t	11-2	8-5	3-3	Dick Bennett
1999-00	22	14	.611	8	8	.500	6	11-3	4-9	7-2	Dick Bennett
2000-01	18	11	.621	9	7	.563	5	12-2	5-7	1-2	Brad Soderberg
2001-02	19	13	.594	11	5	.688	1t	12-1	6-8	1-4	Bo Ryan
2002-03	24	8	.750	12	4	.750	1	16-1	6-5	2-2	Bo Ryan
2003-04	25	7	.781	12	4	.750	2t	15-0	5-6	5-1	Bo Ryan
2004-05	25	9	.735	11	5	.688	3	15-1	5-6	5-2	Bo Ryan

* 1924 season includes one tie game

G	Total	Avg.	High
11	139,500	12,681	13,000
11	130,550	11,868	13,000
11	132,000	12,000	13,000
11	129,726	11,793	13,500
11	108,192	9,836	13,500
11	92,150	8,377	12,100
11	66,100	6,009	10,000
11	57,529	5,230	7,193
11	61,448	5,586	8,200
11	58,527	5,321	7,410
12	75,216	6,268	12,187
10	65,685	6,569	13,472
13	88,681	6,822	13,545
13	88,905	6,839	12,088
10	69,873	6,987	13,217
10	63,823	6,382	9,538
12	85,199	7,100	11,573
11	116,855	10,623	12,729
11	104,346	9,486	11,926
11	112,949	10,268	11,569
12	97,686	8,881	12,392
12	81,051	6,754	7,953
12	79,922	6,660	8,235
11	84,242	7,658	8,236
13	98,346	7,565	12,204
15	82,981	5,532	7,462
14	72,996	5,214	9,363
13	90,609	6,970	8,501
14	122,075	8,720	11,238
14	114,945	8,210	12,204
15	115,960	7,731	11,895
15	101,606	6,774	9,026
13	65,505	5,039	9,281
15	113,617	7,574	11,442
13	98,280	7,560	11,019
15	103,795	6,920	9,868
15	112,131	7,475	11,092
15	110,876	7,392	11,866
14	110,545	7,896	11,068
17	161,810	9,518	11,886
14	142,291	10,164	11,898
17	171,680	10,099	11,924
17	160,580	9,446	12,305
17	176,578	10,387	11,500
16	184,000	11,500	11,500
15	171,292	11,419	11,500
18	202,381	11,243	11,993
14	160,624	11,473	11,719
15	200,032	13,335	16,697
13	205,008	15,770	17,046
14	226,281	16,163	17,142
14	235,351	16,811	17,142
13	214,860	16,528	17,142
17	287,818	16,930	17,142
15	257,130	17,142	17,142
16	274,272	17,142	17,142

WISCONSIN HISTORY

Year-by-Year Statistics

Year	G	FG	FGA	PCT	3P	3PA	PCT	FT	FTA	PCT	REB	AVG	A	TO	BK	ST	PTS	AVG
1946-47	22	453	1590	.285	—	—	—	322	522	.617	—	—	—	—	—	—	1228	55.8
Opp.	22	445	1796	.248	—	—	—	276	481	.574	—	—	—	—	—	—	1166	53.0
1947-48	20	375	1407	.267	—	—	—	297	460	.646	—	—	—	—	—	—	1047	52.4
Opp.	20	404	1461	.277	—	—	—	260	430	.605	—	—	—	—	—	—	1068	53.4
1948-49	22	417	1499	.278	—	—	—	352	575	.612	—	—	—	—	—	—	1186	53.9
Opp.	Records Incomplete																	
1949-50	22	476	1631	.292	—	—	—	326	565	.577	—	—	—	—	—	—	1278	58.1
Opp.	22	463	1677	.276	—	—	—	231	393	.588	—	—	—	—	—	—	1157	52.6
1950-51	22	456	1502	.304	—	—	—	338	561	.603	1099	49.9	306	—	—	—	1250	56.8
Opp.	22	498	1710	.291	—	—	—	256	429	.598	—	—	—	—	—	—	1252	56.9
1951-52	22	450	1518	.296	—	—	—	380	574	.662	930	42.3	267	—	—	—	1280	58.1
Opp.	22	519	1595	.326	—	—	—	312	480	.650	919	41.8	247	—	—	—	1310	59.6
1952-53	22	486	1497	.326	—	—	—	473	717	.660	—	—	—	—	—	—	1447	65.8
Opp.	22	469	1562	.300	—	—	—	413	659	.627	—	—	—	—	—	—	1361	61.9
1953-54	22	504	1409	.358	—	—	—	486	695	.699	745	33.9	—	—	—	—	1494	67.9
Opp.	22	469	1522	.309	—	—	—	455	716	.635	—	—	—	—	—	—	1393	63.3
1954-55	22	541	1463	.370	—	—	—	495	693	.714	793	36.1	—	—	—	—	1577	71.7
Opp.	22	574	1492	.385	—	—	—	450	647	.695	737	33.5	—	—	—	—	1598	72.6
1955-56	22	550	1500	.367	—	—	—	430	653	.659	973	44.2	—	—	—	—	1530	69.5
Opp.	22	570	1505	.379	—	—	—	455	678	.671	928	42.2	—	—	—	—	1595	72.5
1956-57	22	510	1491	.342	—	—	—	296	501	.591	862	39.2	—	—	—	—	1316	59.8
Opp.	22	563	1526	.369	—	—	—	385	580	.664	982	44.6	—	—	—	—	1511	68.7
1957-58	22	555	1551	.358	—	—	—	272	434	.627	842	38.3	—	—	—	—	1382	62.8
Opp.	22	579	1600	.362	—	—	—	369	546	.676	957	43.5	—	—	—	—	1527	69.4
1958-59	22	523	1526	.343	—	—	—	330	579	.569	935	42.5	—	—	—	—	1376	62.6
Opp.	22	700	1637	.428	—	—	—	343	518	.662	1187	53.9	—	—	—	—	1743	79.2
1959-60	24	710	1723	.412	—	—	—	323	500	.646	1031	42.9	—	—	—	—	1743	72.6
Opp.	24	781	1810	.431	—	—	—	375	577	.649	1149	47.9	—	—	—	—	1935	80.6
1960-61	24	679	1753	.387	—	—	—	338	538	.628	1122	46.8	—	—	—	—	1696	70.7
Opp.	24	702	1727	.407	—	—	—	396	599	.661	1104	46.0	—	—	—	—	1800	75.0
1961-62	24	793	1812	.437	—	—	—	446	666	.670	1177	49.1	—	—	—	—	2032	84.7
Opp.	24	745	1801	.414	—	—	—	421	609	.692	1096	45.7	—	—	—	—	1911	79.6
1962-63	24	727	1652	.440	—	—	—	348	526	.662	1196	49.8	—	—	—	—	1802	75.1
Opp.	24	694	1805	.385	—	—	—	336	514	.654	1064	44.3	—	—	—	—	1720	71.7
1963-64	24	780	1915	.407	—	—	—	407	612	.665	1173	48.9	—	—	—	—	1967	81.9
Opp.	24	832	1839	.452	—	—	—	418	606	.690	1297	54.1	—	—	—	—	2082	86.8
1964-65	22	680	1587	.429	—	—	—	343	536	.640	969	44.1	—	—	—	—	1703	77.4
Opp.	22	673	1580	.426	—	—	—	410	565	.726	1082	49.2	—	—	—	—	1756	79.8
1965-66	24	725	1665	.435	—	—	—	398	588	.676	1075	44.8	—	—	—	—	1848	77.0
Opp.	24	745	1790	.416	—	—	—	426	599	.724	1152	48.0	—	—	—	—	1916	79.5
1966-67	24	753	1738	.433	—	—	—	457	658	.695	1207	50.3	—	—	—	—	1963	81.8
Opp.	24	772	1810	.427	—	—	—	415	638	.651	1217	50.7	—	—	—	—	1959	81.6
1967-68	24	750	1687	.445	—	—	—	422	632	.668	1136	47.3	—	—	—	—	1922	80.1
Opp.	24	732	1702	.430	—	—	—	411	563	.730	1085	45.2	—	—	—	—	1875	78.1
1968-69	24	633	1591	.398	—	—	—	424	617	.687	1091	45.5	—	—	—	—	1690	70.4
Opp.	24	608	1461	.416	—	—	—	476	688	.692	1079	44.9	—	—	—	—	1692	70.5
1969-70	24	707	1672	.423	—	—	—	429	609	.704	1142	47.6	—	—	—	—	1843	76.8
Opp.	24	727	1669	.436	—	—	—	483	687	.703	1118	46.6	—	—	—	—	1937	80.7
1970-71	24	792	1831	.433	—	—	—	463	658	.704	1268	52.8	—	—	—	—	2047	86.3
Opp.	24	805	1820	.442	—	—	—	417	600	.695	1164	48.5	—	—	—	—	2027	84.5
1971-72	24	747	1714	.436	—	—	—	427	613	.697	1160	48.3	—	—	—	—	1921	80.0
Opp.	24	664	1514	.439	—	—	—	446	685	.651	1082	45.1	—	—	—	—	1774	73.9
1972-73	24	740	1725	.429	—	—	—	326	487	.669	1245	51.9	—	—	—	—	1806	75.3
Opp.	24	732	1809	.405	—	—	—	332	494	.672	1140	47.5	—	—	—	—	1796	74.8
1973-74	24	766	1680	.456	—	—	—	295	422	.699	1169	48.7	378	—	—	—	1827	76.1
Opp.	24	653	1574	.415	—	—	—	270	391	.690	914	38.0	277	—	—	—	1576	65.7
1974-75	26	759	1818	.417	—	—	—	335	482	.695	1104	42.5	430	—	—	—	1853	71.3
Opp.	26	814	1711	.476	—	—	—	398	557	.715	1158	44.5	515	—	—	—	2026	77.9

Year	G	FG	FGA	PCT	3P	3PA	PCT	FT	FTA	PCT	REB	AVG	A	TO	BK	ST	PTS	AVG
1975-76	26	783	1808	.433	—	—	—	431	600	.718	1131	43.5	448	—	—	—	1997	76.8
Opp.	26	836	1825	.458	—	—	—	467	656	.712	1241	47.7	488	—	—	—	2139	82.3
1976-77	27	737	1738	.424	—	—	—	387	572	.677	1132	41.9	338	—	—	—	1861	68.9
Opp.	27	800	1758	.455	—	—	—	398	561	.709	1100	40.7	405	—	—	—	1998	74.0
1977-78	27	758	1735	.437	—	—	—	397	592	.671	1075	39.8	340	494	59	155	1913	70.9
Opp.	27	794	1618	.491	—	—	—	451	627	.719	1009	37.4	381	511	94	129	2039	75.5
1978-79	27	760	1728	.440	—	—	—	363	545	.666	1048	38.8	377	495	66	203	1883	69.7
Opp.	27	776	1604	.484	—	—	—	433	603	.718	993	36.8	427	528	112	147	1985	73.5
1979-80	29	783	1666	.470	—	—	—	457	638	.716	1062	36.6	380	513	65	151	2023	69.8
Opp.	29	749	1620	.462	—	—	—	413	578	.715	923	31.8	335	510	93	164	1911	65.9
1980-81	27	690	1498	.461	—	—	—	376	558	.667	898	32.9	339	455	64	151	1756	65.5
Opp.	27	718	1446	.498	—	—	—	410	587	.700	882	32.7	330	462	58	185	1846	68.9
1981-82	27	721	1664	.433	—	—	—	293	426	.688	911	33.8	351	450	83	154	1735	64.3
Opp.	27	768	1502	.511	—	—	—	452	645	.701	984	36.4	379	472	78	153	1988	73.7
1982-83	28	739	1678	.440	22	68	.324	314	433	.725	901	32.2	351	409	91	160	1813	64.8
Opp.	28	771	1571	.491	30	68	.441	421	593	.710	1025	36.6	381	451	112	157	1994	71.2
1983-84	28	743	1579	.471	—	—	—	413	545	.758	833	29.8	403	379	45	146	1899	66.0
Opp.	28	791	1447	.547	—	—	—	417	590	.707	855	30.5	459	433	77	178	1999	71.4
1984-85	28	803	1646	.488	—	—	—	361	496	.728	900	32.1	456	374	61	149	1967	70.3
Opp.	28	807	1659	.486	—	—	—	399	555	.719	965	34.5	426	392	60	162	2013	71.9
1985-86	28	814	1686	.483	—	—	—	368	502	.733	892	31.9	442	382	51	181	1996	71.3
Opp.	28	846	1637	.517	—	—	—	399	541	.738	947	33.8	412	418	74	169	2091	74.7
1986-87	31	813	1696	.479	160	358	.447	407	596	.683	982	31.7	506	482	83	185	2193	70.7
Opp.	31	846	1793	.472	87	233	.373	434	636	.682	1087	35.1	479	451	84	234	2213	71.4
1987-88	28	710	1539	.461	126	292	.432	387	569	.680	841	30.0	442	429	68	196	1933	69.0
Opp.	28	784	1585	.495	108	264	.409	408	560	.729	968	34.6	462	461	84	199	2084	74.4
1988-89	30	774	1546	.501	146	326	.448	406	606	.670	859	28.6	450	401	86	220	2100	70.0
Opp.	30	699	1503	.465	105	267	.393	438	606	.723	885	29.5	367	470	71	162	1941	64.7
1989-90	31	744	1558	.478	121	311	.408	416	642	.648	933	30.1	445	450	78	195	2031	65.5
Opp.	31	721	1591	.453	117	313	.374	445	622	.715	951	30.7	363	440	59	189	2004	64.6
1990-91	30	743	1476	.503	186	450	.413	451	661	.682	900	30.0	469	482	96	160	2123	70.8
Opp.	30	801	1701	.471	134	370	.362	358	517	.693	893	29.8	410	386	62	221	2094	69.8
1991-92	31	792	1689	.469	179	420	.426	463	682	.679	966	31.2	416	456	153	208	2226	71.8
Opp.	31	790	1697	.466	124	327	.379	503	689	.730	1036	33.4	417	493	101	217	2207	71.2
1992-93	28	793	1754	.452	219	570	.384	341	519	.676	910	32.5	408	414	90	214	2156	77.0
Opp.	28	755	1599	.472	104	315	.330	504	681	.740	1043	37.3	375	506	89	194	2118	75.6
1993-94	29	816	1755	.465	225	609	.369	402	599	.671	1090	37.6	472	449	135	201	2259	77.9
Opp.	29	736	1754	.420	156	466	.335	471	667	.706	1055	36.4	383	442	83	241	2099	72.4
1994-95	27	672	1611	.417	186	561	.332	440	687	.640	1062	39.3	343	448	103	172	1970	73.0
Opp.	27	661	1612	.410	140	441	.317	472	696	.678	1061	39.3	328	428	86	181	1934	71.6
1995-96	32	726	1672	.434	189	551	.343	473	680	.696	1071	33.5	415	486	91	201	2114	66.1
Opp.	32	733	1704	.430	199	564	.353	408	610	.669	1051	32.8	408	488	118	225	2073	64.8
1996-97	28	570	1391	.410	137	406	.337	377	569	.663	951	34.0	332	422	97	187	1654	59.1
Opp.	28	502	1329	.378	128	408	.314	416	612	.680	885	31.6	236	437	73	195	1548	55.3
1997-98	31	644	1579	.408	130	438	.297	459	652	.704	996	32.1	348	431	95	189	1877	60.5
Opp.	31	643	1513	.425	197	553	.356	457	689	.663	1034	33.4	354	482	98	186	1940	62.6
1998-99	32	685	1573	.435	204	572	.357	413	558	.740	948	29.6	433	377	78	224	1987	62.1
Opp.	32	613	1504	.408	161	487	.331	379	564	.672	993	31.0	313	486	88	159	1766	55.2
1999-00	36	765	1793	.427	207	602	.344	420	617	.681	1107	30.8	478	408	102	236	2157	59.9
Opp.	36	683	1720	.397	189	551	.343	452	652	.693	1173	32.6	361	513	98	177	2007	55.8
2000-01	29	575	1349	.426	174	477	.365	399	568	.702	869	30.0	358	337	68	172	1723	59.4
Opp.	29	560	1364	.411	158	485	.326	363	514	.706	858	29.6	286	367	89	138	1641	56.6
2001-02	32	731	1675	.436	211	593	.356	471	655	.719	1032	32.2	407	414	60	188	2144	67.0
Opp.	32	778	1707	.456	192	551	.348	353	515	.685	1038	32.4	398	436	98	209	2101	65.7
2002-03	32	798	1723	.463	201	563	.357	453	619	.732	1045	32.7	423	334	88	221	2250	70.3
Opp.	32	723	1675	.432	158	473	.334	295	410	.720	984	30.8	354	440	84	150	1899	59.3
2003-04	32	754	1687	.447	190	564	.337	492	684	.719	1049	32.8	425	320	90	220	2190	68.4
Opp.	32	671	1594	.421	144	433	.333	337	483	.698	967	30.2	320	452	90	165	1823	57.0
2004-05	34	788	1789	.440	250	640	.391	464	685	.677	1176	34.6	444	389	62	179	2290	67.4
Opp.	34	767	1805	.425	172	575	.299	341	504	.677	1054	31.0	397	404	99	190	2047	60.2

Season Statistics Since 1984-85

1984-85

Name	G	FG-FGA	FT-FTA	Reb.	A	B	S	PPG
Roth	28	198-365	117-156	86	74	4	26	18.3
Olson	28	197-397	73-82	52	66	0	20	16.7
Weber	28	85-173	37-53	162	53	17	24	7.4
Heineman	25	71-135	39-51	118	111	0	33	7.2
Ploss	28	70-142	25-44	101	32	20	9	5.9
Barnes	25	49-118	19-32	88	16	7	9	4.7
Smith	27	47-99	10-14	27	43	1	7	3.9
Steinhaus	22	33-75	11-13	42	34	3	5	3.5
Ripley	21	19-46	18-27	52	1	0	4	2.7
Laszewski	20	21-63	8-15	39	13	7	7	2.6
Hippen	17	10-27	4-7	19	10	2	3	1.4
Harris	7	2-4	0-0	2	3	0	2	0.6
Parker	3	1-2	0-0	0	0	0	0	0.7
Hill	3	0-0	0-2	0	1	0	0	0.0
team				112				
UW	28	803-1646	361-496	900	456	61	149	70.3
Opp.	28	807-1659	399-555	965	426	60	162	71.9

1985-86

Name	G	FG-FGA	FT-FTA	Reb.	A	B	S	PPG
Olson	28	237-485	97-110	67	43	1	33	20.4
Weber	28	131-258	67-89	161	55	28	26	11.8
Ripley	28	101-195	41-55	194	50	6	29	8.7
Smith	15	84-153	30-46	24	44	0	7	13.2
Heineman	22	65-142	44-55	76	100	2	18	7.9
Steinhaus	28	79-182	16-25	87	43	0	26	6.2
Molaski	28	44-84	36-54	75	55	2	19	4.4
Jackson	13	35-83	5-10	18	24	0	9	5.8
Laszewski	21	24-54	13-21	36	12	6	7	3.1
Schubring	22	8-32	9-15	39	15	3	6	1.1
Robertson	13	5-16	8-18	13	1	3	0	1.4
Willey	9	1-2	2-4	4	0	0	1	0.4
team				98				
UW	28	814-1686	368-502	892	442	51	181	71.3
Opp.	28	846-1637	399-541	947	412	74	169	74.7

1986-87

Name	G	FG-FGA	FT-FTA	Reb.	A	B	S	PPG
Weber	31	182-324	105-141	251	69	45	41	15.1
Smith	31	126-301	45-63	54	75	1	24	11.5
Jackson	28	129-289	46-59	36	38	1	33	12.5
Heineman	28	99-190	61-84	127	137	1	20	10.3
Jones	31	101-181	52-88	99	21	10	9	8.2
Ripley	31	70-160	25-38	149	55	9	24	5.9
Portmann	29	37-72	32-55	65	19	13	8	3.7
Molaski	27	26-60	28-40	54	68	0	9	3.0
Tapp	24	23-67	5-8	30	27	1	10	2.3
Fleming	15	10-25	2-6	9	2	0	1	1.8
Schubring	21	6-13	4-10	24	2	0	5	0.8
Robertson	11	4-14	2-4	14	1	2	1	0.9
team				72				
UW	31	813-1696	407-596	982	506	83	185	70.7
Opp.	31	846-1793	434-636	1087	479	84	234	71.4

1987-88

Name	G	FG-FGA	FT-FTA	Reb.	A	B	S	PPG
Jackson	28	192-426	88-106	106	98	4	59	19.5
Jones	26	176-309	89-124	121	26	17	14	17.0
Locum	28	58-137	30-35	41	41	2	16	6.7
Molaski	28	49-128	54-67	106	104	3	42	5.6
Tapp	28	62-129	25-43	51	43	0	14	5.5
Portmann	28	62-160	27-49	101	33	25	16	5.4
Tompkins	27	46-95	28-54	88	32	9	7	4.4
Schubring	28	41-89	11-36	101	29	5	9	3.3

Robinson	19	19-48	25-33	34	30	1	18	3.3
Fleming	7	2-5	3-4	2	3	0	1	1.1
Robertson	15	1-7	3-9	6	0	1	0	0.3
Simms	2	1-4	2-5	7	3	0	0	2.0
Willey	8	1-2	2-4	3	0	1	0	0.5
team				74				
UW	28	710-1539	387-569	841	442	68	196	69.0
Opp.	28	784-1585	408-560	968	462	84	199	74.4

1988-89

Name	G	FG-FGA	FT-FTA	Reb.	A	B	S	PPG
Jones	30	231-449	149-199	141	35	12	26	20.4
Jackson	30	201-408	99-133	90	101	1	50	19.1
Locum	30	83-168	45-55	71	60	3	25	8.8
Simms	30	84-162	21-53	99	52	12	27	6.3
Molaski	30	48-107	41-54	83	108	2	40	5.0
Portmann	30	63-113	9-18	112	42	34	26	4.5
Tompkins	12	23-35	17-33	46	10	8	2	5.3
Schubring	29	19-47	7-21	102	11	9	8	1.6
Good	9	3-12	6-7	2	1	0	1	1.7
Gillespie	6	6-9	2-7	8	4	1	2	2.3
Ellenson	9	4-8	1-2	9	4	1	1	1.2
Willey	9	4-8	0-0	5	0	3	3	0.9
Robertson	11	2-7	3-5	8	0	0	0	0.6
Robinson	16	0-5	6-13	15	17	0	7	0.4
Douglass	14	3-8	0-6	8	5	0	2	0.4
team				60				
UW	30	774-1546	406-606	859	450	86	220	70.0
Opp.	30	699-1503	438-606	885	367	71	162	64.7

1989-90

Name	G	FG-FGA	FT-FTA	Reb.	A	B	S	PPG
Jones	31	215-412	118-188	140	26	15	20	17.7
Simms	30	153-284	92-146	145	97	11	33	13.3
Locum	30	94-194	40-45	69	67	0	33	9.8
Tompkins	28	73-146	40-80	178	29	10	17	6.6
Good	30	41-111	57-63	21	37	0	12	5.7
Hisle	31	46-126	32-46	44	33	7	18	4.5
Portmann	31	53-127	9-25	134	37	30	24	3.7
Douglass	31	32-72	13-18	41	65	1	17	2.8
Ellenson	30	26-54	5-17	57	39	4	12	1.9
Harrell	19	8-24	4-8	19	4	0	6	1.1
Robinson	9	3-8	6-6	13	11	0	3	1.3
team				72				
UW	31	744-1558	416-642	933	445	78	195	65.5
Opp.	31	721-1591	445-622	951	363	59	189	64.6

1990-91

Name	G	FG-FGA	FT-FTA	Reb.	A	B	S	PPG
Tompkins	30	164-258	95-147	264	78	25	23	14.1
Simms	29	153-267	114-179	149	98	4	27	14.5
Locum	30	107-212	51-59	75	53	3	25	11.0
Hisle	28	71-170	68-94	62	52	1	13	8.7
Ellenson	30	71-159	27-34	83	46	10	18	6.7
McGee	26	51-105	28-46	45	18	16	10	5.0
Good	24	29-70	24-27	17	24	0	3	4.3
Peters	28	29-59	7-11	24	50	3	21	3.0
Ely	20	27-48	11-22	35	2	20	2	3.3
Weaver	16	15-34	6-9	14	4	2	3	2.9
Douglass	21	12-45	16-21	23	30	3	8	2.1
Harrell	23	11-33	1-7	32	6	6	4	1.0
Johnsen	12	2-14	2-2	6	7	0	2	0.5
Johnson	8	1-2	1-3	8	1	3	1	0.4
team				63				
UW	30	743-1476	451-661	900	469	96	160	70.8
Opp.	30	801-1701	358-517	893	410	62	221	69.8

1991-92

Name	G	FG-FGA	FT-FTA	Reb.	A	B	S	PPG
Webster	31	186-419	90-115	116	151	6	48	17.3
Finley	31	130-287	95-128	152	85	24	27	12.3
McGee	30	123-222	72-132	133	29	19	23	10.6
Ely	30	82-163	31-55	98	7	41	14	6.5
Good	30	52-112	36-43	13	24	0	9	5.9
Petersen	28	53-99	34-52	75	4	22	7	5.0
Douglass	30	49-104	27-30	68	47	5	26	4.5
Johnson	31	38-70	13-24	98	8	27	9	2.9
Peters	29	27-66	20-27	45	37	2	28	3.0
Schell	21	14-38	7-9	11	5	1	5	2.2
Harrell	22	18-44	9-18	31	8	4	4	2.0
Kilbride	15	6-23	14-17	4	4	0	2	2.1
Kelley	19	11-22	8-19	22	0	0	2	1.6
Moore	5	3-8	3-6	12	1	2	1	1.8
Johnsen	12	0-12	4-7	6	6	0	3	0.3
team				82				
UW	31	792-1689	463-682	966	416	153	208	71.8
Opp.	31	790-1697	503-689	1036	417	101	217	71.2

1992-93

Name	G	FG-FGA	FT-FTA	Reb.	A	B	S	PPG
Finley	28	223-478	111-144	161	86	18	49	22.1
Webster	28	139-354	72-89	96	179	2	66	14.1
Johnsen	27	65-171	3-11	38	19	2	8	6.7
Kilbride	27	58-137	16-20	34	37	1	25	6.7
Ely	28	80-131	17-45	104	5	31	8	6.3
Petersen	27	58-93	27-39	44	1	4	11	5.3
Kelley	28	55-130	31-45	116	24	5	10	5.0
Harrell	28	48-104	34-47	90	13	4	13	4.6
McGee	16	19-40	15-30	50	10	6	7	3.3
Carl	21	16-28	7-13	9	19	0	5	2.2
McDuffie	25	15-36	5-14	34	3	1	2	1.4
Johnson	26	7-20	10-16	39	3	16	5	0.9
Conger	13	6-20	0-0	7	7	0	2	1.4
Moore	9	4-8	2-2	9	0	0	2	1.1
Timmerman	3	0-4	1-4	4	2	0	1	0.3
team				75				
UW	28	793-1754	351-519	910	408			

Hoskins	27	55-142	55-71	85	92	2	32	6.8
Mason	25	41-122	23-39	49	20	6	10	5.0
Kelley	27	52-116	15-37	91	15	3	15	4.5
Daugherty	26	43-123	20-34	99	13	8	11	4.6
Nwachukwu	27	22-49	26-55	76	0	4	5	2.6
Peterson	18	21-57	12-17	20	4	1	2	3.7
Moore	21	20-37	6-10	43	10	5	10	2.2
Roberts	10	12-35	9-12	26	8	0	4	3.7
Conger	10	2-3	1-2	1	1	0	1	0.7
Coleman	10	2-6	2-6	8	0	1	0	0.6
Carlin	7	0-4	0-2	6	2	0	0	0.0
Vraney	1	0-0	0-0	0	0	0	0	0.0
team				85				
UW	27	672-1611	440-687	1062	343	103	172	73.0
Opp.	27	661-1612	472-696	1061	328	86	181	71.6

1995-96

Name	G	FG-FGA	FT-FTA	Reb.	A	B	S	PPG
Okey	32	151-343	100-142	218	100	42	35	13.2
Peterson	30	118-282	79-107	113	50	1	18	11.5
Daugherty	32	125-272	70-96	202	33	13	22	10.4
Auriantal	32	96-213	50-76	76	67	1	43	8.7
Hall	28	60-155	26-33	36	58	2	9	7.0
Nwachukwu	31	59-119	63-108	167	11	5	21	5.8
Mason	13	37-93	28-33	31	22	6	15	8.6
Carlin	29	26-75	16-20	33	36	2	18	3.1
Hoskins	9	26-57	24-31	18	35	0	15	9.4
Coleman	25	10-21	6-18	59	0	18	3	1.0
Vraney	13	9-14	5-6	13	0	0	0	1.8
Duany	2	4-7	4-4	3	0	0	0	7.5
Kosolcharoen	18	4-20	2-6	16	3	1	2	0.6
Hayes	2	1-1	0-0	2	0	0	0	1.0
Burkemper	3	0-0	0-0	0	0	0	0	0.0
Malinowski	2	0-0	0-0	0	0	0	0	0.0
team				84				
UW	32	726-1672	473-680	1071	415	91	201	66.1
Opp.	32	733-1704	408-610	1051	408	118	225	64.8

1996-97

Name	G	FG-FGA	FT-FTA	Reb.	A	B	S	PPG
Grant	28	129-261	92-129	145	21	34	14	12.5
Okey	27	103-239	80-125	230	77	24	32	11.2
Daugherty	28	104-235	45-65	151	22	13	17	9.6
Calderwood	27	71-202	57-72	87	101	5	63	8.8
Auriantal	28	49-121	23-40	75	42	2	25	5.0
Duany	27	47-142	15-34	39	11	1	6	5.1
Kosolcharoen	28	39-110	27-33	45	24	2	16	4.2
Mason	4	9-25	16-20	11	5	2	5	9.2
Coleman	27	11-23	8-25	37	2	13	3	1.1
Burkemper	24	4-15	7-8	25	25	0	5	0.7
Vraney	11	2-8	2-2	6	0	0	1	0.5
Shafer	7	0-4	4-8	1	2	0	0	0.6
Schumacher	6	1-3	0-2	4	0	0	0	0.5
Meiners	4	1-1	0-0	2	0	0	0	0.5
Quest	10	0-2	1-6	10	0	1	0	0.1
team				83				
UW	28	570-1391	377-569	951	332	97	187	59.1
Opp.	28	502-1329	416-612	885	236	73	195	55.3

1997-98

Name	G	FG-FGA	FT-FTA	Reb.	A	B	S	PPG
Mason	31	149-378	128-157	106	46	13	14	15.5
Daugherty	31	125-282	75-105	192	33	18	14	10.8
Auriantal	29	72-205	38-53	99	64	2	46	7.2
Vershaw	31	59-134	42-72	83	52	8	10	5.3
Kowske	31	58-117	41-61	120	14	18	10	5.1
Duany	29	48-150	18-27	50	10	9	8	4.5
Kelley	31	44-108	30-38	63	55	4	58	4.2
Coleman	30	37-64	35-63	89	4	15	10	3.6
Okey	9	29-71	25-34	44	23	5	8	9.8
Linton	21	20-51	12-19	29	8	2	0	2.5
Burkemper	31	3-18	15-23	26	39	1	10	0.7
Chambers	7	0-1	0-0	3	0	0	1	0.0

Vraney	6	0-0	0-0	4	0	0	0	0.0
team				88				
UW	31	644-1579	459-652	996	348	95	189	60.5
Opp.	31	643-1513	457-689	1034	354	98	186	62.6

1998-99

Name	G	FG-FGA	FT-FTA	Reb.	A	B	S	PPG
Mason	32	162-419	137-169	137	61	13	28	16.8
Calderwood	32	99-250	45-57	94	104	0	48	9.3
Vershaw	32	84-185	61-75	97	56	11	8	7.2
Bryant	31	72-161	4-5	40	17	1	15	6.3
Kowske	32	85-148	23-52	157	10	27	16	6.0
Wills	32	52-98	40-52	106	21	5	13	4.5
Kelley	32	45-94	49-65	86	86	6	62	4.4
Auriantal	24	30-83	21-30	34	33	2	19	3.8
Duany	21	18-43	7-10	19	5	3	2	2.5
Linton	32	29-67	16-22	72	30	10	2.3	
Davis	12	2-12	7-14	7	6	0	1	1.1
Faust	6	2-4	2-3	2	1	0	0	1.0
Burkemper	9	2-3	1-4	4	2	0	2	0.7
Moriarity	7	2-3	0-0	3	1	0	0	0.6
Sessoms	7	0-2	0-0	3	0	0	0	0.0
team				87				
UW	32	685-1573	413-558	948	433	78	224	62.1
Opp.	32	613-1504	379-564	993	313	88	159	55.2

1999-00

Name	G	FG-FGA	FT-FTA	Reb.	A	B	S	PPG
Vershaw	36	148-326	106-144	153	118	26	21	11.8
Kowske	36	137-235	57-88	222	15	27	10	9.2
Bryant	36	99-256	24-38	87	45	4	28	8.2
Boone	36	74-216	57-78	110	57	13	34	6.1
Duany	34	58-160	15-23	57	14	6	9	5.2
Kelley	36	54-96	66-89	83	114	8	95	5.0
Linton	35	62-138	27-39	95	27	13	10	4.5
Wills	36	50-135	23-34	92	16	4	5	3.7
Penney	34	45-135	14-19	48	27	1	8	3.7
Davis	36	28-73	18-40	54	45	0	13	2.1
Swartz	17	7-13	11-21	10	0	0	3	1.5
Faust	8	2-4	1-2	3	0	0	0	0.8
Smith	11	1-6	1-2	3	0	0	0	0.4
team				90				
UW	36	765-1793	420-617	1107	478	102	236	59.9
Opp.	36	683-1720	452-652	1173	361	98	177	55.8

2000-01

Name	G	FG-FGA	FT-FTA	Reb.	A	B	S	PPG
Boone	29	121-294	88-118	120	59	12	36	12.8
Penney	29	108-245	40-56	88	32	5	17	11.2
Vershaw	29	79-203	86-119	119	85	12	10	8.6
Kowske	29	79-145	45-79	157	11	14	18	7.0
Linton	21	46-114	19-24	71	20	11	8	5.6
Kelley	29	48-106	47-64	66	89	8	60	5.3
Bower	21	28-63	13-16	24	6	1	5	4.3
Wills	29	39-97	29-39	88	19	2	8	4.2
Davis	21	15-46	17-30	33	28	0	8	2.2
Mader	17	6-18	6-8	27	3	3	0	1.1
Owens	18	5-12	7-12	3	5	0	1	1.0
Ukawuba	5	1-2	0-0	1	0	0	0	0.4
Gruszczynski	6	0-2	2-3	2	0	0	0	0.3
Schmit	5	0-2	0-0	0	1	0	1	0.0
team				70				
UW	29	575-1349	399-568	869	358	68	172	59.4
Opp.	29	560-1364	363-514	858	286	89	138	56.6

2001-02

Name	G	FG-FGA	FT-FTA	Reb.	A	B	S	PPG
Penney	32	167-368	86-112	157	55	3	20	15.1
Harris	32	117-283	101-130	105	56	18	43	12.3
Wills	32	112-235	70-106	165	58	8	18	10.2
Wilkinson	32	94-212	93-123	171	48	14	40	9.3

Owens	32	108-240	24-40	87	30	0	23	8.1
Davis	32	79-192	75-112	139	126	1	29	7.8
Mader	32	41-98	14-21	83	21	14	9	3.0
Plank	27	8-34	5-7	24	10	1	3	0.9
Hanson	14	4-12	2-2	4	2	1	1	0.9
Buchanan	2	1-1	0-0	0	0	0	0	1.0
Peek	2	0-0	1-2	0	0	0	0	0.5
Ukawuba	4	0-0	0-0	0	1	0	0	0.0
Boettcher	2	0-0	0-0	0	0	0	0	0.0
Jackson	1	0-0	0-0	0	0	0	0	0.0
team				97				
UW	32	731-1675	471-655	1032	407	60	188	67.0
Opp.	32	778-1707	353-515	1038	398	98	209	65.7

2002-03

Name	G	FG-FGA	FT-FTA	Reb.	A	B	S	PPG
Penney	32	183-410	91-121	191	100	5	25	16.2
Harris	32	132-285	90-119	147	98	18	65	12.7
Tucker	32	139-261	89-130	189	34	10	28	12.0
Owens	32	115-259	73-89	56	53	0	20	10.3
Wilkinson	32	113-261	81-103	216	50	31	39	10.3
Wade	32	42-86	12-22	59	59	4	27	3.3
Mader	26	28-61	9-14	55	11	11	10	2.5
Helmigk	26	21-37	5-13	30	13	6	4	1.8
Hanson	17	13-31	2-4	9	2	1	2	2.1
Ukawuba	10	5-6	0-1	0	0	0	0	1.0
Nixon	17	4-17	0-1	10	2	1	1	0.5
Chappell	8	1-4	1-2	3	0	1	0	0.5
Buchanan	8	1-3	0-0	0	1	0	0	0.3
Emerson	3	1-2	0-0	0	0	0	0	0.7
UW	32	798-1723						

Past Wisconsin Coaches

JAMES C. ELSOM (1899-1904)

Record of 25-14 (.641) in six years at UW ... UW-Madison professor of physical education and physical therapy from 1894-1936 ... oversaw first Wisconsin teams as "coach" ... died in 1949.

EMMETT ANGELL (1905-08)

Record of 43-15 (.741) in four years at UW ... coached Chris Steinmetz, UW's first all-American in 1905 ... owns highest winning percentage of any Badger coach ... coached UW's first two conference titles (1907 and 1908) ... a driving force in establishing basketball at Wisconsin and in Western Conference (now the Big Ten).

HASKELL NOYES (1909-11)

Record of 26-15 (.634) in three years at UW ... guided Badgers to 23-2 homecourt record during his tenure.

WALTER MEANWELL (1912-17; '21-34)

Record of 246-99 (.712) in 20 years at UW ... second-winningest coach in Badger history ... Badgers were 92-9 in his first six years, including one of school's three 20-win seasons in 1915-16 ... his 1911-12 and 1913-14 Badgers were both 15-0, the only two undefeated seasons in UW history ... coached two first-team all-Americans (George Levis and Bud Foster) ... a 1959 inductee into Naismith Memorial Basketball Hall of Fame ... coached Wisconsin to eight undisputed or shared Big Ten titles ... legendary coach credited with launching modern basketball's emphasis on finesse and offensive strategy ... his famous "criss-cross, pivot and pass" offense utilized all five players and featured short passes, the revolutionary criss-cross and weave, pivot in motion and screens for the shooter ... known as the "Little Doctor", he held a medical degree from Maryland and Ph.D from Wisconsin ... practiced medicine in Madison until his death in 1953.

GUY LOWMAN (1918-20)

Record of 34-19 (.642) in three years at UW ... coached UW to Big Ten title in his first season (1918) ... coached Badger football (1918) and baseball (1918, 1921-32) teams, as well ... directed UW Department of Physical Education for 26 years ... died in 1943.

HAROLD "BUD" FOSTER (1935-59)

Record of 265-267 (.498) in 25 years at UW ... school's all-time winningest coach ... guided Badgers to school's first two NCAA tournaments, including 1941 NCAA title ... coached three — Gene Englund, John Kotz and Don Rehfeldt — first-team all-Americans ... a 1964 inductee into Naismith Memorial Basketball Hall of Fame ... coached Badgers to one of school's three 20-win seasons in 1941 (team had season-ending 15-game winning streak) ... first-team all-America player in 1930.

JOHN ERICKSON (1960-68)

Record of 100-114 (.467) in nine years at UW ... fourth-winningest coach in Wisconsin history and ranks third in school annals in Big Ten wins (52) ... prior to 1997, his '62 squad was last at UW to win 10 Big Ten games ... his 1961-62 team's .708 (17-7) winning percentage is highest at Wisconsin in the last 48 years.

JOHN POWLESS (1969-76)

Record of 88-108 (.449) in eight years at UW ... prior to 1997, his '74 Badgers were school's last team to register a winning record (8-6) in conference play ... best season was 1973-74 when Badgers were 16-8 ... coached nine NBA draft choices at UW, most of any Badger coach ... has attained ranking as No. 1 tennis player in the world in singles and doubles for senior men 55 and older ... former color commentator on Badger basketball TV broadcasts.

BILL COFIELD (1977-82)

Record of 63-101 (.384) in six years at UW ... coached four (Wes Matthews and Joe Chernelich in 1980, and Claude Gregory and Larry Petty in 1981) Badgers who were NBA draft picks.

STEVE YODER (1983-92)

Record of 128-165 (.437) in 10 years at UW ... third-winningest coach in school history ... also had third-longest tenure of any Wisconsin coach ... took Badgers to two NITs, including school's first postseason appearance (1989) since 1947 ... coached Badger stars Rick Olson, Danny Jones, Tracy Webster and Michael Finley ... color commentator on UW basketball television broadcasts.

STU JACKSON (1993-94)

Record of 32-25 (.561) in two years at UW ... guided Badgers to school's first NCAA tournament bid (1994) since 1947 ... became first Wisconsin coach to take teams to back-to-back postseason tournaments ... left Wisconsin in summer of 1994 for front office position with NBA's expansion Vancouver Grizzlies ... now works for the NBA in New York.

STAN VAN GUNDY (1995)

Record of 13-14 (.481) in one year at UW ... named head coach in summer of 1994 after two years as assistant to Stu Jackson ... now an assistant coach to Pat Riley with Miami Heat ... brother of New York Knicks coach Jeff Van Gundy.

DICK BENNETT (1996-2000)

Record of 93-69 (.574) in five-plus years at UW ... coached Wisconsin to 2000 Final Four, the second in school history ... his teams won a then-school-record 22 games in both 1998-99 and 1999-2000 ... also reached the NIT in 1995-96, his first season ... his teams led the Big Ten in scoring defense four times, placing in the top five nationally three times ... resigned on Nov. 30, 2000, three games into the 2000-01 season.

BRAD SODERBERG (2001)

Record of 16-10 in one year (.615) at UW ... took over after Dick Bennett resigned on Nov. 30, 2000 ... first UW head coach in history to lead a team to the NCAA tournament in his first year at the helm.

WISCONSIN COACHING RECORDS

Coach	Tenure	Yrs.	Overall			Big Ten			Titles
			Won	Lost	Pct.	Won	Lost	Pct.	
James C. Elsom	1898-1904	6	25	14	.641	—	—	—	
Emmett Angell	1905-08	4	43	15	.741	19	5	.792	2 Big Ten
Haskell Noyes	1909-11	3	26	15	.634	18	15	.545	
Walter Meanwell	1912-17, '21-34	20	246	99	.712	158	80	.660	8 Big Ten
Guy Lowman	1812-20	3	34	19	.642	19	17	.528	1 Big Ten
Harold "Bud" Foster	1935-59	25	265	267	.498	143	182	.440	3 Big Ten, 1 NCAA
John Erickson	1960-68	9	100	114	.467	52	74	.413	
John Powless	1969-76	8	88	108	.449	42	78	.350	
Bill Cofield	1977-82	6	63	101	.384	32	76	.296	
Steve Yoder	1983-92	10	128	165	.437	50	130	.278	
Stu Jackson	1993-94	2	32	25	.561	15	21	.417	
Stan Van Gundy	1995	1	13	14	.481	7	11	.389	
Dick Bennett	1996-2000	5	93	69	.574	39	45	.464	
Brad Soderberg	2001	1	16	10	.615	9	7	.563	
Bo Ryan	2002-05	4	93	37	.715	46	18	.719	2 Big Ten, 1 Big Ten Tourney
Totals		107	1265	1072	.541	649	763	.460	

Wisconsin Assistant Coaches

1940-41	Fritz Wegner	1960-61	John Orr	1979-80	Bo Ryan	1992-93	Ray McCallum
1941-42	Fritz Wegner		Ron Nord		Larry Reed		Stan Van Gundy
1942-43	Fritz Wegner	1961-62	John Orr		Todd Landrum		Sean Miller
	Robert Alwin		Ron Nord	1980-81	Bo Ryan	1993-94	Stan Van Gundy
1943-44	Fritz Wegner	1962-63	John Orr		Ken Johnson		Bob Beyer
1944-45	Fritz Wegner	1963-64	Dave Brown		Don Gosz		Tim Buckley
1945-46	Fritz Wegner		John Powless	1981-82	Bo Ryan	1994-95	Dave Bollwinkel
	Andy Smith	1964-65	Dave Brown		Ken Johnson		Shawn Hood
1946-47	Fritz Wegner		John Powless		Don Gosz		Brian Hecker
	Ted Deppe	1965-66	Dave Brown	1982-83	Rick Bowen	1995-96	Brad Soderberg
1947-48	Fritz Wegner		John Powless		Brad McNulty		Shawn Hood
	Art Rizzi	1966-67	Dave Brown		Bo Ryan		Brian Hecker
	Kurt Grimm		John Powless	1983-84	Rick Bowen	1996-97	Brad Soderberg
	Bob Weigandt	1967-68	Dave Brown		Brad McNulty		Shawn Hood
1948-49	Fritz Wegner		John Powless		Bo Ryan		Brian Hecker
	Ray Patterson	1968-69	Dave Brown	1984-85	Rick Bowen	1997-98	Brad Soderberg
1949-50	Fritz Wegner		Bud Foster		Brad McNulty		Shawn Hood
	Bruce Fossum		Milt Bruhn		Ray McCallum		Brian Hecker
1950-51	Fritz Wegner	1969-70	Dave Brown	1985-86	Rick Bowen	1998-99	Brad Soderberg
	Walt Lautenbach		Dave VanderMeulen		Brad McNulty		Shawn Hood
1951-52	Fritz Wegner	1970-71	Dave Brown		Ray McCallum		Brian Hecker
	Art Rizzi		Dave VanderMeulen	1986-87	Brad McNulty	1999-00	Brad Soderberg
1952-53	Fritz Wegner	1971-72	Dave VanderMeulen		Ray McCallum		Shawn Hood
	Art Rizzi		Ted Voigt		Chris Benetti		Brian Hecker
1953-54	Fritz Wegner	1972-73	Dave VanderMeulen	1987-88	Brad McNulty	2000-01	Shawn Hood
	Art Rizzi		Ted Voigt		Ray McCallum		Tony Bennett
1954-55	Fritz Wegner	1973-74	Dave VanderMeulen		Rod Zentner		Paul Costanzo
	Ab Nicholas		Ted Voigt	1988-89	Brad McNulty	2001-02	Rob Jeter
	Bob Cook	1974-75	Dave VanderMeulen		Ray McCallum		Tony Bennett
1955-56	Fritz Wegner		Lamont Weaver		Rod Zentner		Greg Gard
	Paul Morrow	1975-76	Dave VanderMeulen	1989-90	Ray McCallum	2002-03	Rob Jeter
	Silas Johnson		Lamont Weaver		John Williams		Tony Bennett
1956-57	Fritz Wegner	1976-77	Bo Ryan		Chuck Schramm		Greg Gard
	Silas Johnson		Larry Reed	1990-91	Ray McCallum	2003-04	Rob Jeter
	Tom Ward		Todd Landrum		John Williams		Gary Close
1957-58	Fritz Wegner	1977-78	Bo Ryan		Chuck Schramm		Greg Gard
	Al Hovland		Larry Reed	1991-92	Ray McCallum	2004-05	Rob Jeter
1958-59	Fritz Wegner		Todd Landrum		John Williams		Gary Close
	John Erickson	1978-79	Bo Ryan		Chuck Schramm		Greg Gard
1959-60	John Orr		Larry Reed				
	Ron Nord		Todd Landrum				

Letterwinners

A

ADAMS, James, 1911
 ADAMS, Lloyd (F, 6-6)
 New York, N.Y., 1970
 AFFELDT, George (F, 5-11)
 West Allis, Wis., 1943
 ALWIN, Robert (G, 5-10)
 Madison, Wis., 1940-41-42
 ANDERSON, Dean (G/F, 6-2)
 Madison, Wis., 1976
 ANDERSON, Gary (G, 6-5)
 Madison, Wis., 1972-73-74
 ANDERSON, George, 1914
 ANDERSON, Orrin, 1925
 ANDERSON, Peter (F, 6-3)
 Rockford, Ill., 1951-52
 ANDERSON, Walter (F, 6-2)
 Superior, Wis., 1939-40
 ANDREWS, Charles, 1926-27-28
 ARTHUR, Frank, 1907
 ASLAKSON, Charles (G, 6-2)
 Marshfield, Wis., 1965
 AURIANTAL, Hennssy (G, 6-1)
 Montreal, Que., 1996-97-98-99

B

BACHMAN, Willis, 1945
 BADURA, Robert (G, 6-2)
 Kohler, Wis., 1955-56
 BAILEY, John (G, 6-3)
 Macon, Ga., 1979-80-81-82
 BAIN, Frank, 1925
 BARAO, Thomas (G, 6-3)
 New Bedford, Mass., 1970
 BARLOW, Millard, 1919
 BARNARD, Samuel (F/C, 6-6)
 Oshkosh, Wis., 1958
 BARNES, Kenneth (F, 6-3)
 Decatur, Ill., 1964-65-66
 BARNES, Robert (F, 6-8)
 Racine, Wis., 1985
 BARNESON, Robert (F, 6-3)
 Eau Claire, Wis., 1958-59-60
 BARNUM, Rollie, 1925-26-27
 BARTLETT, Edwin, 1902-03
 BARWIG, Byron, 1923-24-25
 BAUMGARTEN, David (G, 6-0)
 Evansville, Wis., 1971
 BEHR, Louis, 1926-27-28
 BELL, Byron, 1937-38-39
 BENCRISCIUTTO, Fred (F, 6-1)
 Racine, Wis., 1950-51
 BENDER, John, 1933
 BICKELHAUPT, William, 1910
 BIGGS, James (F, 6-2)
 Chicago, Ill., 1959-60-61
 BIRCH, Albert, 1909-10-11
 BIRCH, Frank, 1918
 BISHOP, Warren, 1900-01
 BLACKWELL, Cory (F, 6-6)
 Chicago, Ill., 1982-83-84
 BLOOR, James, 1946
 BOHEN, James (G, 5-10)
 Reedsburg, Wis., 1963-64-65
 BOONE, Roy (G, 6-3)
 Madison, Wis., 2000-01
 BORLAND, Glenn (F, 6-1)
 Oelwein, Iowa, 1956-57-58
 BOWER, Ricky (G, 6-4)
 Meridian, Id., 2001
 BOWERS, Dale (F, 6-0)
 Rockford, Ill., 1949

BREITKREUTZ, Emil, 1904-05
 BRENS, John (C, 6-8)
 St. Charles, Ill., 1962-63-64
 BREY, Peter (F, 6-7)
 Wisconsin Rapids, Wis.,
 1975-76-77
 BROCK, Harold, 1918
 BROOKS, Henry, 1925-26
 BRONSON, Tanner (G, 5-11)
 Glendale, Wis., 2005
 BRYANT, Jon (G, 6-2)
 Plymouth, Minn., 1999-00
 BUCHANAN, Deandre (F, 6-5)
 Verona, Wis., 2002-03
 BUECHL, William (F, 6-1)
 Wauwatosa, Wis., 1951
 BUNKE, Richard (C/F, 6-1)
 New London, Wis., 1945
 BURDICK, William, 1899-1900
 BURLINGTON, Keith (G, 6-2)
 Browntown, Wis., 1968-69
 BURKEMPER, David (G, 6-1)
 Hubertus, Wis., 1996-97-98-99
 BURKS, Frank (C/F, 6-4)
 Chicago, Ill., 1960
 BUSH, James, 1904-05-06
 BUTCH, Brian (F/C, 6-11)
 Appleton, Wis., 2005

C

CABLE, Richard (F, 6-1)
 Stevens Point, Wis.,
 1952-53-54-55
 CALDERWOOD, Tyre (G, 6-0)
 Joliet, Ill., 1997, '99
 CANNON, Patrick (G, 5-10)
 Brookfield, Wis., 1971
 CARL, Adam (G, 5-11)
 Northbrook, Ill., 1993
 CARLIN, Michael (G, 6-0)
 Valparaiso, Ind., 1966-67-68
 CARLIN, Shawn (G, 6-3)
 Middleton, Wis., 1995-96
 CARLSON, George, 1918
 CARPENTER, Edward (F, 6-4)
 Rockford, Ill., 1952
 CARY, David (F, 6-6)
 Milwaukee, Wis., 1983
 CEASER, Carl, 1920-21-22
 CHAMBERS, Chris (G, 6-1)
 Bedford, Ohio, 1998
 CHAMBLISS, Sharif (G, 6-1)
 Racine, Wis., 2005
 CHANDLER, William, 1916-17-18
 CHAPPELL, Jason (F, 6-10)
 New Berlin, Wis., 2003-05
 CHMIELEWSKI, Ed, 1929-30-31
 CHRNELICH, Joseph (F, 6-7)
 Milwaukee, Wis., 1977-78-79-80
 CLINTON, James (F/C, 6-5)
 Milwaukee, Wis., 1951-55
 CLOW, Fred (C, 6-4)
 Rockford, Ill., 1958-59-60
 COLBERT, Brian (G, 6-0)
 Zion, Ill., 1975-76
 COLEMAN, Booker (C/F, 6-9)
 Jamestown, N.Y.,
 1995-96-97-98
 CONGER, Chris (G, 6-3)
 Green Bay, Wis., 1993-94-95
 CONLON, Dennis (G, 6-3)
 Dubuque, Iowa, 1970-71

COOK, Robert (F, 5-10)
 Harvard, Ill., 1946-47-48
 COYNE, William, 1937

D

DAHLKE, Charles (C, 6-5)
 Princeton, Wis., 1951-52
 DALY, Michael (F, 5-7)
 Wisconsin Rapids, Wis., 1953-54
 DANDRIDGE, Greg (G, 6-2)
 Milwaukee, Wis., 1980-81-82-83
 DAUGHERTY, Sean (F, 6-10)
 Vincennes, Ind., 1995-96-97-98
 DAVIS, Ernest, 1937-38
 DAVIS, Travon (G, 5-10)
 Summit, Ill., 1999-00-01-02
 DeCREMER, James (F/C, 6-7)
 Eau Claire, Wis., 1970-71
 DeMARK, Nick, 1934-35-36
 DeMERIT, John (F, 6-1)
 Port Washington, Wis., 1957
 DEPPE, Ted (F, 6-1)
 Baraboo, Wis., 1941
 DICK, Donald (F, 6-0)
 Montreal, Wis., 1944
 DIEBOLD, Marshall, 1923-24-25
 DOUGAN, Trevor, 1926
 DOUGLASS, Billy (G, 6-5)
 Lake Forest, Ill., 1989-90-91-92
 DOWNS, Edward (F, 5-9)
 Proctor, Minn., 1943
 DOYLE, John, 1928-29
 DRAYTON, Dwight (F, 6-6)
 Rockford, Ill., 1970
 DUANY, Duany (G/F, 6-5)
 Bloomington, Ind.,
 1997-98-99-00
 DUPEE, David, 1937-38-39
 DUTRIASAC, Richard (G, 6-3)
 Wausau, Wis., 1959-61
 DYKSTRA, Clarence (F, 6-0)
 Racine, Wis., 1944

E

ELLENSON, John (F, 6-7)
 Menomonie, Wis., 1989-90-91
 ELLERMAN, Raymond, 1928-29
 ELSOM, Kendall, 1923-24
 ELY, Louis (F, 6-7)
 Harvey, Ill., 1991-92-93
 ENGLUND, Gene (C, 6-4)
 Kenosha, Wis., 1939-40-41
 ENGLUND, Gene Jr. (F, 6-5)
 Oshkosh, Wis., 1962
 EPPERSON, Charles (F, 6-1)
 Jackson, Mich., 1940-41-42

F

FALK, Robert (G, 6-2)
 Madison, Wis., 1975-76-77
 FALLS, Richard (F, 6-1)
 River Forest, Ill., 1947-48
 FANNING, Willis, 1920
 FRABER, Maurice, 1929-30
 FARWELL, Knight, 1924
 FAUROTE, Gerald (F, 6-5)
 East Gary, Ind., 1976-77
 FAUST, Erik (F, 6-7)
 Arlington Hts., Ill., 1999-00

FINLEY, Michael (F, 6-7)
 Maywood, Ill., 1992-93-94-95
 FLEMING, Sean (G, 6-2)
 Oakland, Calif., 1987
 FLODEN, Tuve, 1915
 FLOWERS, Michael (G, 6-2)
 Madison, Wis., 2005
 FOLZ, Daniel (C, 6-7)
 Milwaukee, Wis., 1953-54-55-56
 FOSSUM, Bruce (F, 6-1)
 Ashland, Wis., 1948-49
 FOSTER, Harold, 1928-29-30
 FRANKLIN, Joseph (F, 6-4)
 Madison, Wis., 1966-67-68
 FRASOR, Robert (G, 6-3)
 Blue Island, Ill., 1970-71-72
 FREY, Mannie, 1937-38
 FULLER, Gordy, 1935-36-37

G

GAGE, Leslie, 1922-23
 GAINES, Arnold (G, 6-4)
 Baltimore, Md., 1977-78-79-80
 GALLAGHER, John (G, 5-11)
 Milton Junction, Wis., 1939-40
 GALLAGHER, Robert, 1944
 GALLE, Fred, 1927
 GARDNER, Thomas (G, 5-10)
 Toluca, Ill., 1966
 GARROTT, William, 1935
 GHARRITY, Martin (G, 6-2)
 Shawano, Wis., 1960
 GIBSON, Douglas, 1922-23-24
 GILLESPIE, James (G, 6-4)
 Detroit, Mich., 1989
 GODFREY, Roger (G, 5-10)
 Wauwatosa, Wis., 1953-54
 GOERING, Vince, 1945
 GOLSTON, Carl (G, 5-9)
 Chicago, Ill., 1982
 GOOD, Brian (G, 6-1)
 Rossville, Ind., 1989-90-91-92
 GRAMS, David (G, 6-1)
 Monroe, Wis., 1963-64
 GRANT, Paul (C, 7-0)
 W. Bloomfield, Mich., 1997
 GREGORY, Claude (F, 6-8)
 Washington, D.C.,
 1978-79-80-81
 GREGORY, James (F, 6-8)
 Washington, D.C., 1977-78
 GRIFFITH, Rashard (C, 6-11)
 Chicago, Ill., 1994-95
 GRIMM, Kurt (G, 6-0)
 Milwaukee, Wis., 1944-45-46
 GRISWOLD, Harry, 1930-31-32
 GROSS, Raymond (C, 6-7)
 Stratford, Wis., 1957-58-59
 GRUSCZYNSKI, Kyle (F, 6-7)
 Seymour, Wis., 2001
 GUSTAFSON, Kenneth
 (F/G, 6-4) St. Charles, Ill.,
 1964-65-66
 GWYN, Thomas (C, 6-6)
 Milwaukee, Wis., 1961-62-63

H

HAARLOW, Robert (C, 6-5)
 Chicago, Ill., 1946-47-48-49
 HAAS, Mel, 1914-15-16
 HACKBART, Dale, 1959

HALL, Jeremy (G, 5-10)
Garrett, Ky., 1996
HAMANN, Ray, 1933-34-35
HANSON, Clayton (G, 6-5)
Reedsburg, Wis., 2002-03-04-05
HARDY, Emir (F, 6-6)
Chicago Hts., Ill., 1975
HARGET, Edmund, 1926
HARPER, Carl, 1912-13-14
HARPER, Hugh, 1906-08-10
HARRELL, Damon (C, 6-9)
Madison, Wis., 1990-91-92-93
HARRIS, Bob, 1937
HARRIS, Devin (G, 6-4)
Milwaukee, Wis., 2002-03-04
HASTINGS, Daniel (G, 6-4)
Drexel Hill, Pa., 1978-79-80-81
HAUKEDAHN, Stanley, 1937
HEARDEN, Donald (G, 6-0)
Kimberly, Wis., 1962-63-64
HEINEMAN, Michael (G, 6-3)
Connersville, Ind.,
1984-85-86-87
HELMHOLZ, Henry, 1900-02
HELMIGK, Andreas (F, 6-9)
Klagenfurt, Austria, 2003-04-05
HEMMING, Victor, 1917
HENDERSON, Dwight, 1912
HENDRICKSON, Eino (C, 7-0)
Holmen, Wis., 1967-68-70
HENRY, Albert (C, 6-9)
Memphis, Tenn., 1969-70
HERREID, Carl (F, 6-3)
Blair, Wis., 1952
HERTZ, Gilman (F, 6-3)
Weyauwega, Wis., 1943-47
HIPPEN, Jack (F, 6-7)
Chadwick, Ill., 1982-83-84-85
HIRSCHBERG, Walter,
1899-1900-01
HISLE, Larry Jr. (G, 6-4)
Mequon, Wis., 1990-91
HOLCOMB, Douglas (F, 6-4)
Milwaukee, Wis., 1947
HOLLINGER, Robert, 1945
HOLT, Walter (G, 6-1)
Benton Harbor, Mich., 1957-58
HOSKINS, Darnell (G, 6-0)
Dayton, Ohio, 1994-95
HOTCHKISS, George, 1926-27-28
HOWARD, Leon (F, 6-5)
New York, N.Y., 1971-72-73
HUGHBANKS, Thomas (F, 6-5)
Green Bay, Wis., 1960-61-62
HUGHES, Kerry (F, 6-11)
Freeport, Ill., 1972-73-74
HUGHES, Kim (C, 6-11)
Freeport, Ill., 1972-73-74

J

JACKSON, Ronald (F, 6-4)
Chicago, Ill., 1961-62
JACKSON, Trent (G, 6-1)
Bolingbrook, Ill., 1986-87-88-89
JACOBSON, Steve (G, 6-1)
Pardeeville, Wis., 1982
JEFFERSON, Ivan (F, 6-3)
Herrin, Ill., 1959
JENKINS, Robert (G, 6-3)
Milwaukee, Wis., 1978-79-80
JOHNSON, Jason (G, 6-3)
New Hope, Minn.,
1991-92-93-94
JOHNSON, Allen, 1912-13
JOHNSON, Bobbie (C, 6-5)
Washington, D.C., 1963-64
JOHNSON, Grant (C, 7-0)
Plymouth, Minn.,
1991-92-93-94

JOHNSON, James (F, 6-5)
Memphis, Tenn., 1967-68-69
JOHNSON, Robb (F, 6-5)
W. Palm Beach, Fla., 1966-67
JOHNSON, Robert (C, 6-8)
Miami, Okla., 1975-76
JOHNSON, William (G, 6-0)
Monroe, Wis., 1944-45
JOHNSON, Silas Jr. (G, 5-9)
Madison, Wis., 1951-52
JONES, Charles, 1935-36-37
JONES, Danny (F, 6-6)
Rockford, Ill., 1987-88-89-90
JORGENSEN, Richard (G, 6-0)
Nenah, Wis., 1955-56

K

KELLEY, Brian (F, 6-7)
Decatur, Ga., 1992-93-94-95
KELLEY, Michael (G, 6-3)
Milwaukee, Wis., 1998-99-00-01
KILBRIDE, Andy (G, 6-3)
Kankakee, Ill., 1992-93-94-95
KNAKE, Robert, 1933-34
KNAPP, Harold, 1918-19-20-21
KOEHLER, Dale (F, 6-8)
Kewaunee, Wis., 1973-74-75-76
KORTH, John (G, 6-2)
Nenah, Wis., 1983
KOSOLCHAROEN, Michael (G, 6-1)
Adams, Wis., 1996-97
KOTZ, John (F, 6-3)
Rhineland, Wis., 1941-42-43
KOWALCZYK, Henry, 1927-29
KOWSKE, Andrew (F, 6-8)
Brookfield, Wis., 1998-99-00-01
KREKLOW, Mike (F, 6-6)
Nenah, Wis., 1980-81
KRUEGER, Robert (G, 6-0)
Fort Atkinson, Wis., 1943-47
KUECHENMEISTER, Hugo, 1914
KULAS, Brian (G, 6-6)
Wausau, Wis., 1957-58-59

L

LANGE, E.O., 1914-15
LASZEWSKI, Jay (C/F, 6-8)
Stevens Point, Wis.,
1983-84-85-86
LAUTENBACH, Walter (G, 6-2)
Plymouth, Wis., 1942-43-47
LEICHTFUSS, David (G, 6-1)
Wauwatosa, Wis., 1957
LENHEISER, Ray (F, 6-1)
Rhineland, Wis., 1941
LEVIS, George, 1915-16-17
LINDEMANN, Walter, 1908
LINTON, Maurice (F, 6-7)
Calumet City, Ill.,
1998-99-00-01
LITZOW, Robert (F, 6-3)
Stevens Point, Wis., 1956-57-58
LOCUM, Tim (G, 6-4)
Flora, Ill., 1988-89-90-91
LOTZER, Mark (G, 6-0)
Rockford, Ill., 1976
LUCHSINGER, Robert (G, 6-3)
Janesville, Wis., 1973-74-75
LYNCH, John (G, 6-1)
Frankfort, Ind., 1941-42

M

MACK, Thomas (F, 5-11)
Madison, Wis., 1955-56

MADER, David (C, 6-11)
Appleton, Wis., 2001-02-03-04
MADER, Robert (G, 6-1)
Wisconsin Rapids, Wis.,
1947-48-49-50
MAISEL, Lawrence, 1918
MALINOWSKI, Erik (F, 6-7)
Wausau, Wis., 1996
MANWARRING, Craig (F, 6-5)
Trenton, Ill., 1972
MAPEL, Charles, 1902
MARKHAM, Marshall (F, 5-10)
Brodhead, Wis., 1949-50-51
MASON, Sean (G, 6-2)
Country Club Hills, Ill.,
1995-96-98-99
MATHEWS, Eugene (F, 5-7)
Green Bay, Wis., 1945-46
MATTHEWS, Wesley (G, 6-1)
Bridgeport, Conn., 1978-79-80
MATTHUSEN, Carl, 1929-30
MAYBERRY, Craig (F/C, 6-9)
Chicago, Ill., 1969-70
McCALLUM, James (G, 6-3)
Terre Haute, Ind., 1967-68
McCAULEY, Bruce (G, 6-3)
Sun Prairie, Wis., 1973-74-75
McCONOCHIE, Stewart, 1903-04
McCOY, Marcus (G/F, 6-5)
Chicago Hts., Ill., 1973-74-75
McDONALD, Gilbert, 1933-34-35
McDUFFIE, Otto (F, 6-5)
Milwaukee, Wis., 1992-93
McGEE, Carlton
Milwaukee, Wis., 1991-92-93
McINTOSH, Charles, 1917
McINTOSH, Clarence, 1919-23
MEINERS, Matt (G, 6-0)
North Potomac, Md., 1997
MENZEL, Exner (F, 6-0)
Stevens Point, Wis., 1946-47
MERKEL, Ralph, 1925-26-27
MEYERS, Paul, 1916-17
MILLER, David (G, 6-4)
Chicago, Ill., 1983-84
MILLER, Fred, 1933
MILLER, Godfrey, 1925
MILLER, Lycan, 1927-28-29
MILLER, Richard (G, 6-0)
Wheeling, W. Va., 1954-55-56
MILLER, William (F, 6-2)
Lena, Ill., 1967
MILLS, David (G, 5-9)
Black River Falls, Wis., 1959
MILLS, Edward (C, 6-6)
West Milwaukee, Wis.,
1943-47-48
MITCHELL, Keith (F, 6-9)
Taylor, Mich., 1979-80-81-82
MITCHELL, Lee, 1935-36-37
MITCHELL, Thomas (G, 6-1)
Monroe, Wis., 1967-68-69
MOLASKI, Tom (F, 6-6)
Grafton, Wis., 1986-87-88-89
MOORE, Earl (G/C, 6-4)
Stevens Point, Wis., 1948-49-50
MOORE, Howard (F, 6-6)
Chicago, Ill., 1993-94-95
MORENZ, Paul (G, 6-0)
McHenry, Ill., 1965-66
MORIARITY, John (G, 6-5)
Oostburg, Wis., 1999
MORLEY, Zach (F, 6-8)
Maryville, Mo., 2004-05
MORROW, J. Paul (C, 6-7)
St. Croix Falls, Wis.,
1952-53-54
MUELLER, Curtis (F, 6-3)
Prairie du Sac, Wis., 1954-55-56

MURRAY, Richard (F, 6-2)
Three Lakes, Wis., 1959-60
NAGLE, Charles (F, 6-5)
Milwaukee, Wis., 1967-68-69
NELSON, Douglas, 1930-31-32
NELSON, George, 1926-27-28
NEPRUD, Carl, 1912
NEWBURG, Mark (C, 6-11)
La Crosse, Wis., 1976-77-79-80
NICHOLAS, Albert (G, 6-3)
Rockford, Ill., 1950-51-52
NICKOLI, Robert (C, 6-8)
Fond du Lac, Wis., 1946
NIEMUTH, Wallace (C, 6-4)
Waupaca, Wis., 1946-48
NIXON, Ray (F, 6-7)
Milwaukee, Wis., 2003-04-05
NORD, Ronald (G, 5-10)
Minneapolis, Minn., 1950
NWACHUKWU, Osita (F, 6-8)
Owerri, Nigeria, 1995-96

O

OAKS, Leroy, 1932
O'BRIEN, Leland (C, 6-2)
Marietta, Ohio, 1944
OCKERSHAUSER, Karl, 1934
OKEY, Sam (F, 6-7)
Cassville, Wis., 1996-97
OLER, Lee (F, 6-5)
Fox Lake, Ill., 1970-71-72
OLSEN, Harold, 1915-16-17
OLSON, Rick (G, 6-1)
Madison, Wis., 1983-84-85-86
O'MELIA, Michael (G, 5-10)
Rhineland, Wis., 1962-63-64
OSTROM, Lonnie (F/G, 6-5)
Silvis, Ill., 1961-62-63
OWENS, Lawrence "Freddie"
(G, 6-2) Milwaukee, Wis.,
2001-02-03-04

P

PAGE, Donald (F, 6-3)
Madison, Wis., 1949-50
PAMPERIN, John (F/G, 6-2)
La Crosse, Wis., 1958
PARKER, John (C, 6-5)
Madison, Wis., 1954-55-56
PATERICK, Timothy (G, 6-4)
Janesville, Wis., 1973-75-76
PATTERSON, Donald (G, 6-0)
Pekin, Ill., 1963
PATTERSON, Ray (C, 6-3)
Madison, Wis., 1942-43-44-45
PAUL, John, 1929-30-31
PAUST, Benjamin, 1904
PEARSON, William (F, 6-8)
McFarland, Wis., 1975-76-77-78
PEASE, Harlow, 1919-20
PENNEY, Kirk (G, 6-5)
Auckland, New Zealand,
2000-01-02-03
PETERS, Jay (G, 6-2)
Janesville, Wis., 1991-92
PETERSEN, Jeff (C, 6-10)
Mequon, Wis., 1992-93-94
PETERSON, Mosezell (G/F, 6-4)
Louisville, Ky., 1995-96-97
PETTY, Larry (C, 6-9)
New York, N.Y., 1978-79-80-81
PHELPS, Marion, 1912
PIACENZA, Richard (F, 6-6)
Highland Park, Ill., 1973-74-76
PLANK, Neil (G/F, 6-5)
Mt. Zion, Ill., 2002

PLONDKE, Scott (F/C, 6-10)
Dubuque, Iowa, 1984
PLOSS, John (C, 6-9)
Antioch, Ill., 1982-83-84-85
POKER, Lawrence (F, 6-1)
Milwaukee, Wis., 1947-48-49
PORTMANN, Kurt (F, 6-11)
Sheboygan, Wis., 1987-88-89-90
POSER, John, 1930-31-32
POSER, Rolf, 1933-34-35
POTTER, John, 1901-02-03
POWELL, Howard, 1936-37-38
POWERS, Edward, 1926
POWERS, Robert (G, 6-2)
Madison, Wis., 1961
PREBOSKI, Felix, (F, 6-2)
Antigo, Wis., 1934-35

Q

QUEST, Matt (F, 6-6)
Watertown, Wis., 1997

R

RADKE, Steven (F/G, 6-5)
Oshkosh, Wis., 1957-58
REBHOLZ, James (F/G, 6-5)
Portage, Wis., 1967
REBHOLZ, Russ, 1931
REDDICK, Melvin (G, 6-1)
Chicago, Ill., 1969
REHFELDT, Donald (C, 6-6)
Chicago, Ill., 1947-48-49-50
REHM, Frederick (G, 6-2)
Milwaukee, Wis., 1941-42-43
REINHART, Roger, 1935-36
REMSTAD, Robert (C, 6-4)
Kenosha, Wis., 1951
RENFROE, Dwayne (G, 6-3)
Sandersville, Ga., 1981
REWEY, Stanley, 1932
RICHGELS, Glen (C, 6-8)
Madison, Wis., 1971
RICHTER, Pat (C, 6-5)
Madison, Wis., 1961-62-63
RIPLEY, Rodney (F, 6-8)
Pulaski, Wis., 1984-85-86-87
RIPPE, Russell (G, 6-1)
Madison, Wis., 1946-47-48
RIZZI, Arthur (F, 5-7)
Milwaukee, Wis., 1946-47
ROBERTS, David (F, 6-5)
Waunakee, Wis., 1964-65-66
ROBERTS, Jalil (G/F, 6-4)
Jersey City, N.J., 1994
ROBERTSON, Pollis (F, 6-7)
Wayne, Mich., 1986-87-88-89
ROBINSON, Byron (G, 6-5)
Springfield, Ill., 1988-89-90
ROGERS, Douglas (G, 6-1)
Waukesha, Wis., 1946-47-48-49
ROGERS, Harlan, 1906-07-08
ROGNEBY, James (G, 6-2)
Cochrane, Wis., 1957-58-59
ROHAN, Patrick (C, 6-7)
Madison, Wis., 1971-72
ROONEY, George, 1936-37-38
ROSSIN, Robert (C, 6-7)
Mauston, Wis., 1959-60
ROTH, Robert (G, 5-10)
Oshkosh, Wis., 1941
ROTH, Scott (F, 6-9)
Brecksville, Ohio, 1982-83-84-85
RUCKEL, Robert (F, 6-0)
Fort Wayne, Ind., 1946
RUDD, Allen (C, 6-10)
Amery, Wis., 1976

RUNDELL, John (G, 5-10)
Madison, Wis., 1938-39-40
RYCKMAN, Kenneth, 1932
RYSER, Albert Jr. (G, 5-11)
Madison, Wis., 1944

S

SANDS, Albert, 1913-14
SCHEIWE, Edward (G, 5-11)
Chicago Heights, Ill.,
1940-41-42
SCHELL, Jay (G, 6-6)
Stevens Point, Wis., 1992
SCHELL, John (G/F, 6-5)
Cumberland, Wis., 1967-68-69
SCHMIT, Peter (G, 6-0)
St. Charles, Ill., 2001
SCHMITT, Gustav, 1904
SCHNEIDER, Fredric (F, 6-3)
Wauwatosa, Wis., 1948-49-50
SCHNEIDER, Harvey, 1930-31-32
SCHOENECK, Thomas (C, 6-9)
Itasca, Ill., 1965
SCHOFIELD, Harvey, 1902-03-04
SCHRAGE, Warren (C, 6-4)
Plymouth, Wis., 1941-42
SCHUBRING, Darin (G, 6-10)
Baraboo, Wis., 1986-87-88-89
SCHUHMACHER, Troy (G, 6-3)
Sun Prairie, Wis., 1997
SCHWARTZ, John (G, 6-1)
Madison, Wis., 1950
SCHWARTZ, Robert, 1939
SCOTT, Harlo (C/F, 6-3)
Platteville, Wis., 1941-42
SCOVILLE, Walter, 1910-11-12
SCRIBNER, Charles, 1905-06-07
SELBO, Glen (G, 6-3)
La Crosse, Wis., 1944-47
SELLERS, Brad (C, 6-11)
Warrensville Hts., Ohio,
1982-83
SERBLAK, Robert (G, 6-1)
Milwaukee, Wis., 1958-59
SESSOMS, Maurice (F, 6-8)
Teaneck, N.J., 1999
SEVERIN, Max, 1903-04
SHAFER, Adam (G/F, 6-4)
Downers Grove, Ill., 1997
SHERROD, Clarence (G, 6-2)
Milwaukee, Wis., 1969-70-71
SIEBEL, Kenneth (F, 6-4)
Rock Falls, Ill., 1961-62-63
SIEFERT, Charles (G, 6-1)
Black River Falls, Wis., 1952-53
SIMMS, Willie (F, 6-6)
Pontiac, Mich., 1989-90-91
SIMPSON, Eber, 1917-18
SMITH, Desmond, 1944-45
SMITH, James (F, 6-6)
Pittsburgh, Pa., 1979
SMITH, James III (G, 6-2)
Wauwatosa, Wis., 1976-77-78
SMITH, Jim (F, 6-6)
Toledo, Ohio, 1983
SMITH, Robert (G, 6-0)
Madison, Wis., 1946
SMITH, Robert (F, 6-8)
Madison, Wis., 2000
SMITH, Shelton Jr. (G, 6-0)
Indianapolis, Ind., 1985-86-87
SMITH, Thomas, 1933-34
SMITH, William (F/G, 6-3)
Fond du Lac, Wis., 1976-77
SPIKA, Daniel (G, 6-0)
La Crosse, Wis., 1954
SPOONER, A. Dwight, 1923-24
STACK, John (C, 6-7)
Evanston, Ill., 1958-59

STANGEL, Otto, 1912
STEEN, Marvin, 1931-32
STEGE, Edward, 1934-35-36
STEINHHAUS, Gregg (F, 6-9)
Portage, Wis., 1983-84-85-86
STEINMETZ, Christian,
1902-03-04-05
STEINMETZ, Christian R., 1931
STELTER, Keith (F, 6-8)
Rockford, Ill., 1965
STEPHENS, Steven (G, 5-9)
Platteville, Wis., 1957-58
STIEMSMA, Greg (C, 6-11)
Randolph, Wis., 2005
STOLL, George, 1925-26-27
STOLTZ, Oscar, 1914
STOVER, Paul, 1898-1900-01
STRACKA, Anthony (F, 6-2)
Hartford, Wis., 1952-53-54
STRAIN, William (G, 5-11)
Harvard, Ill., 1939-40-41
STRICKLER, Palmer, 1946
SULLIVAN, Robert, 1945
SULLIVAN, Robert (F, 6-1)
Ojibwa, Wis., 1941-42-43
SWARTZ, Julian (F, 6-6)
Waukesha, Wis., 2000
SWEENEY, Dennis (G, 6-1)
Madison, Wis., 1965-66-67
SWENHOLT, Helmer, 1907-08-09
SWENSON, Edwin, 1918
SYDNOR, Raymond (C, 6-6)
Baltimore, Md., 1977-78

T

TAPP, Rodney (G, 6-0)
Evansville, Ind., 1987-88
TAYLOR, Kammron (G, 6-2)
Minneapolis, Minn., 2004-05
TAYLOR, Warren, 1920-21-22
TEBELL, Gustaf, 1921-22-23
TENHOPEN, Elmer, 1927-28-29
TERWILLIGER, Emmett, 1935
TIMMERMAN, Donald (C, 6-10)
Sioux Falls, S.D., 1940-41
TIMMERMAN, Greg (C, 6-10)
Cuba City, Wis., 1993
TOMPKINS, Patrick (F, 6-6)
Waukegan, Ill., 1988-89-90-91
TORNOWSKE, Russell, 1931
TUCKER, Alando (F, 6-5)
Lockport, Ill., 2003-05

U

UKAWUBA, Ikechukwu "Ike"
(G, 6-3) Chicago, Ill.,
2001-02-03-04
ULWELLING, John (G, 5-11)
Appleton, Wis., 1960
UPHOFF, Rodney (G, 5-10)
Madison, Wis., 1971

V

VANDER MEULEN, David
(F, 6-4) Madison, Wis., 1960-61
VAN DIEN, James (G, 5-10)
Boyceville, Wis., 1950-51
VAN GENT, Eugene, 1912-13-14
VAN RIPER, John, 1911-12-13
VARNEY, F. Carleton, 1924-25
VERSHAW, Mark (F, 6-9)
E. Peoria, Ill., 1998-99-00-01
VOIGHT, Theodore (F, 6-8)
Wauwatosa, Wis., 1967-68-69
VRANEY, Brian (F, 6-6)
Valders, Wis., 1995-96-97-98

W

WACKMAN, Ralph, 1924-25
WADE, Maurice "Boo" (G, 6-3)
Milwaukee, Wis., 2003-04
WARD, Thomas (G, 5-11)
Wauwatosa, Wis., 1951-52-53
WATSON, Gary (F/C, 6-7)
New York, N.Y., 1971
WEAVER, LaMont (G, 6-1)
Beloit, Wis., 1972-73-74
WEBER, Jeffrey (F, 6-7)
Wales, Wis., 1984-85-86-87
WEBER, Robert (G, 6-6)
Lodi, Wis., 1953-54
WEBSTER, Tracy (G, 6-0)
Harvey, Ill., 1992-93-94
WEGNER, Fred, 1934-35-36
WEISNER, Ronald (F/G, 5-9)
Elgin, Ill., 1952-53-54
WENDLUND, Russell (G, 6-1)
Peoria, Ill., 1944
WESTON, Frank, 1919-20
WICKMAN, Ray, 1931-32-33
WILHELM, Steve (F, 6-6)
Fall Creek, Wis., 1972-73-74
WILLEY, Rob (F, 6-9)
Nenah, Wis., 1986-88-89
WILLIAMS, John, 1921
WILLIAMS, Rolland, 1921-22-23
WILLS, Charlie (F, 6-8)
Angola, Ind., 1999-00-01-02
WILKINSON, Mike (F, 6-8)
Blue Mound, Wis., 2002-03-04-05
WINN, Harry Jr., 1964-65
WISE, John (F, 6-3)
Madison, Wis., 1946-49
WITT, William, 1908-09-10
WITTIG, Robert (F, 6-3)
Green Bay, Wis., 1963
WOELLAEGER, Edwin, 1903
WORTHMAN, Robert (F, 6-1)
Madison, Wis., 1949-50

Y

YORK, Claude, 1940
YOUNG, Francis (G, 6-1)
Sauk City, Wis., 1960

Z

ZEIGER, Richard (F, 6-5)
Milwaukee, Wis., 1955-56
ZINK, David (F, 6-6)
Wollaston, Mass., 1968-69-70
ZINKGRAF, Gary (F, 6-7)
Bethesda, Md., 1979-82
ZORN, Willis (G, 6-0)
Eau Claire, Wis., 1945-48-49
ZUBOR, Mark (C, 6-6)
Cicero, Ill., 1964-65-66
ZULFER, Anthony, 1918-19
ZUPPKE, Robert, 1904-05

Info from this list was taken from yearly UW basketball rosters, which are available dating back to 1940. If you have position, height and hometown info on players who are listed without that info, please write to Brian Lucas in the UW Athletic Communications Office, 1440 Monroe Street, Madison, WI 53711. Current players' last names are listed in **BOLD CAPS**.

All-Time Lineups

1946-47

Robert Cook, F, Jr.
Exner Menzel, F, Sr.
Edward Mills, C, Jr.
Glen Selbo, G, Sr.
Walter Lautenbach, G, Sr.

1947-48

Robert Cook, F, Sr.
Edward Mills, F, Sr.
Don Rehfeldt, C, So.
Douglas Rogers, G, Jr.
James Moore, G, So.

1948-49

Fred Schneider, F, Jr.
Marshall Markham, F, So.
Don Rehfeldt, C, Jr.
Robert Mader, G, Jr.
Douglas Rogers, G, Sr.

1949-50

Fred Schneider, F, Sr.
Donald Page, F, Sr.
Don Rehfeldt, C, Sr.
Albert Nicholas, G, So.
Robert Mader, G, Sr.

1950-51

James Clinton, F, So.
Dan Markham, F, Sr.
Charles Dahlke, C, So.
Albert Nicholas, G, Jr.
James Van Dien, G, Sr.

1951-52

Richard Cable, F, Fr.
Ed Carpenter, F, Sr.
J. Paul Morrow, C, So.
Albert Nicholas, G, Sr.
Charles Siefert, G, Jr.

1952-53

Richard Cable, F, So.
Anthony Stracka, F, Jr.
J. Paul Morrow, C, Jr.
Charles Siefert, G, Sr.
Thomas Ward, G, Sr.

1953-54

Richard Cable, F, Jr.
Anthony Stracka, F, Sr.
J. Paul Morrow, C, Sr.
Ronald Weisner, G, Sr.
Robert Weber, G, Sr.

1954-55

Richard Cable, F, Sr.
Jim Clinton, F, Sr.
Dan Folz, C, Jr.
Richard Miller, G, Jr.
Richard Jorgensen, G, Jr.

1955-56

Curt Mueller, F, Sr.
Robert Litzow, F, So.
John Parker, C, Sr.
Richard Miller, G, Sr.
Richard Jorgensen, G, Sr.

1956-57

Robert Litzow, F, Jr.
Glenn Borland, F, Jr.
Ray Gross, C, So.
Brian Kulas, G, So.
Walter Holt, G, Jr.

1957-58

Robert Litzow, F, Sr.
Robert Barneson, F, So.
Ray Gross, C, Jr.
Walter Holt, G, Sr.
Brian Kulas, G, Jr.

1958-59

Robert Barneson, F, Jr.
Jim Biggs, F, So.
Fred Clow, C, Jr.
Brian Kulas, G, Sr.
Steve Stephens, G, Sr.

1959-60

Tom Hughbanks, F, So.
Robert Barneson, F, Sr.
Fred Clow, C, Sr.
Marty Gharrity, G, So.
John Ulwelling, G, So.

1960-61

Tom Hughbanks, F, Jr.
Dave Vandermeulen, F, Sr.
Tom Gwyn, C, So.
Ken Siebel, G, So.
Dick Dutriasac, G, Sr.

1961-62

Ken Siebel, F, Jr.
Tom Hughbanks, F, Sr.
Jack Brens, C, So.
Don Hearnden, G, So.
Mike O'Melia, G, So.

1962-63

Ken Siebel, F, Sr.
Tom Gwyn, F, Sr.
Jack Brens, C, Jr.
Dave Grams, G, Jr.
Mike O'Melia, G, Jr.

1963-64

Ken Gustafson, F, So.
Dave Roberts, F, So.
Mark Zubor, C, So.
Mike O'Melia, G, Sr.
Jim Bohlen, G, Jr.

1964-65

Ken Barnes, F, Jr.
Ken Gustafson, F, Jr.
Mark Zubor, C, Jr.
Jim Bohlen, G, Sr.
Dennis Sweeney, G, So.

1965-66

Joe Franklin, F, So.
Ken Barnes, F, Sr.
Mark Zubor, C, Sr.
Ken Gustafson, G, Sr.
Mike Carlin, G, So.

1966-67

Chuck Nagle, F, So.
Joe Franklin, F, Jr.
James Johnson, C, So.
Jim McCallum, G, Jr.
Mike Carlin, G, Jr.

1967-68

Joe Franklin, F, Sr.
Chuck Nagle, F, Jr.
James Johnson, C, Jr.
Mike Carlin, G, Sr.
John Schell, G, Jr.

1968-69

Chuck Nagle, F, Sr.
James Johnson, F, Sr.
Craig Mayberry, C, Jr.
Clarence Sherrod, G, So.
Tom Mitchell, G, Sr.

1969-70

Lloyd Adams, F, So.
Lee Oler, F, So.
Albert Henry, C, Sr.
Clarence Sherrod, G, Jr.
Bob Frasor, G, So.

1970-71

Leon Howard, F, So.
Gary Watson, F, So.
Glen Richgels, C, Sr.
Clarence Sherrod, G, Sr.
Bob Frasor, G, Jr.

1971-72

Leon Howard, F, Jr.
Kerry Hughes, F, So.
Kim Hughes, C, So.
Lee Oler, G, Sr.
Bob Frasor, G, Sr.

1972-73

Leon Howard, F, Sr.
Kerry Hughes, F, Jr.
Kim Hughes, C, Jr.
Gary Anderson, G, Jr.
Marcus McCoy, G, So.

1973-74

Dale Koehler, F, So.
Kerry Hughes, F, Sr.
Kim Hughes, C, Sr.
Gary Anderson, G, Sr.
Marcus McCoy, G, Jr.

1974-75

Marcus McCoy, F, Sr.
Bob Luchsinger, F, Sr.
Dale Koehler, C, Jr.
Bruce McCauley, G, Sr.
Brian Colbert, G, Fr.

1975-76

Dale Koehler, F, Sr.
Bill Pearson, F, So.
Bob Johnson, C, Sr.
James Smith III, G, Fr.
Bob Falk, G, Jr.

1976-77

James Gregory, F, Fr.
Joe Chnelich, F, Fr.
Ray Sydnor, C, Fr.
Bob Falk, G, Sr.
Arnold Gaines, G, Fr.

1977-78

Joe Chnelich, F, So.
Bill Pearson, F, Sr.
Larry Petty, C, Fr.
Arnold Gaines, G, So.
James Smith III, G, Jr.

1978-79

Claude Gregory, F, So.
Joe Chnelich, F, Jr.
Larry Petty, C, So.
Wes Matthews, G, So.
Arnold Gaines, G, Jr.

1979-80

Claude Gregory, F, Jr.
Joe Chnelich, F, Sr.
Larry Petty, C, Jr.
Wes Matthews, G, Jr.
Dan Hastings, G, Jr.

1980-81

Claude Gregory, F, Sr.
Mike Kreklow, F, So.
Larry Petty, C, Sr.
John Bailey, G, Jr.
Greg Dandridge, G, So.

1981-82

Brad Sellers, F, Fr.
Cory Blackwell, F, Fr.
Keith Mitchell, C, Sr.
John Bailey, G, Sr.
Carl Golston, G, Fr.

1982-83

Cory Blackwell, F, So.
Brad Sellers, F, So.
John Ploss, C, So.
Rick Olson, G, Fr.
Scott Roth, G, So.

1983-84

Cory Blackwell, F, Jr.
Scott Roth, F, Jr.
John Ploss, C, Jr.
Rick Olson, G, So.
David Miller, G, So.

1984-85

Scott Roth, F, Sr.
J.J. Weber, F, So.
John Ploss, C, Sr.
Rick Olson, G, Jr.
Mike Heineman, G, So.

1985-86

J.J. Weber, F, Jr.
Rod Ripley, F, Jr.
Gregg Steinhaus, C, Sr.
Rick Olson, G, Sr.
Mike Heineman, G, Jr.

1986-87

Danny Jones, F, Fr.
Rod Ripley, F, Sr.
J.J. Weber, C, Sr.
Mike Heineman, G, Sr.
Trent Jackson, G, So.

1987-88

Danny Jones, F, So.
Kurt Portmann, F, So.
Darin Schubring, C, Jr.
Trent Jackson, G, Jr.
Tom Molaski, G, Jr.

1988-89

Danny Jones, F, Jr.
Willie Simms, F, So.
Kurt Portmann, C, Jr.
Trent Jackson, G, Sr.
Tom Molaski, G, Sr.

1989-90

Danny Jones, F, Sr.
Willie Simms, F, Jr.
Patrick Tompkins, C, Jr.
Tim Locum, G, Jr.
Larry Hisle, G, Fr.

1990-91

Willie Simms, F, Sr.
John Ellenson, F, Sr.
Patrick Tompkins, C, Sr.
Tim Locum, G, Sr.
Larry Hisle, G, So.

1991-92

Carlton McGee, F, So.
Billy Douglass, F, Sr.
Grant Johnson, C, So.
Tracy Webster, G, So.
Michael Finley, G, Fr.

1992-93

Michael Finley, F, So.
Brian Kelley, F, So.
Damon Harrell, C, Sr.
Tracy Webster, G, Jr.
Andy Kilbride, G, So.

1993-94

Michael Finley, F, Jr.
Brian Kelley, F, Jr.
Rashard Griffith, C, Fr.
Tracy Webster, G, Sr.
Andy Kilbride, G, Jr.

1994-95

Michael Finley, F, Sr.
Brian Kelley, F, Sr.
Rashard Griffith, C, So.
Darnell Hoskins, G, So.
Andy Kilbride, G, Sr.

1995-96

Sam Okey, F, Fr.
Sean Daugherty, F, So.
Osita Nwachukwu, C, Sr.
Mosezell Peterson, G, So.
Hennssy Auriantal, G, Fr.

1996-97

Sam Okey, F, So.
Sean Daugherty, F, Jr.
Paul Grant, C, Sr.
Ty Calderwood, G, Jr.
David Burkemper, G, Jr.

1997-98

Sean Daugherty, F, Sr.
Booker Coleman, F, Sr.
Sean Mason, G, Jr.
Mike Kelley, G, Fr.
Hennssy Auriantal, G, Jr.

1998-99

Andy Kowske, F, So.
Mark Vershaw, F, So.
Mike Kelley, G, So.
Sean Mason, G, Sr.
Ty Calderwood, G, Sr.

1999-2000

Andy Kowske, F, Jr.
Mark Vershaw, F, Jr.
Maurice Linton, F, Jr.
Jon Bryant, G, Sr.
Mike Kelley, G, Jr.

2000-01

Andy Kowske, F, Sr.
Mark Vershaw, F, Sr.
Kirk Penney, G, So.
Roy Boone, G, Sr.
Mike Kelley, G, Sr.

2001-02

Charlie Wills, F, Sr.
Dave Mader, C, So.
Kirk Penney, G, Jr.
Devin Harris, G, Fr.
Travon Davis, G, Sr.

2002-03

Alando Tucker, F, Fr.
Mike Wilkinson, F, So.
Kirk Penney, G, Sr.
Devin Harris, G, So.
Freddie Owens, G, Jr.

2003-04


Mike Wilkinson, F, Jr.
Dave Mader, C, Sr.
Devin Harris, G, Jr.
Freddie Owens, G, Sr.
Boo Wade, G, So.

2004-05

Zach Morley, F, Sr.
Alando Tucker, F, So.
Mike Wilkinson, F, Sr.
Sharif Chambliss, G, Sr.
Clayton Hanson, G, Sr.

MEDIA

Athletic Communications Contacts178-79
Coverage Guidelines180-81
uwbadgers.com182
Reference183
Kohl Center Diagram/Directions184
Media List185
Badgers on TV186
Badgers on Radio187
Badger Fund/Badger Basketball Boosters188



ESPN's Erin Andrews talks to UW head coach Bo Ryan following the Badgers' win over Maryland on Nov. 30, 2004. Wisconsin has made 41 national television appearances in Ryan's four seasons.

Athletic Communications

Justin Doherty Dir. of Athletic Communications



Justin Doherty is in his fifth season as director of athletic communications at Wisconsin after spending the previous seven years as associate SID in the UW men's sports information office.

Doherty oversees communications duties for Wisconsin's 23 varsity sports and is the day-to-day contact for the football squad. In his previous role at the UW, Doherty handled media relations for the men's basketball team, including the program's trip to the 2000 NCAA Final Four. He also assisted with publicity for the football team.

Doherty was SID at North Dakota from 1992-94 and an assistant SID at Northern Michigan from 1990-92. He was the media relations contact for the Wildcats' 1991 NCAA Division I hockey national champion.

Doherty, who worked in press operations at the 2002 Winter Olympics in Salt Lake City, earned a B.A. in journalism from Michigan State in 1988 and a master's degree in journalism from UW-Madison in 2003. Doherty is the author of "Tales From the Wisconsin Badgers," a collection of short stories about Wisconsin football. He serves on the Board of Directors of the College Sports Information Directors of America (CoSIDA). A native of Southfield, Mich., Doherty and his wife, Martha, have a daughter, Erin.



Tam Flarup Director of Web Site Services

Tam Flarup is in her 29th year with the UW Athletic Department, including her fifth as director of Web site services. The longtime

Wisconsin director of women's sports information (24 years), Flarup's primary duties are to manage the content and design of Wisconsin's official Web site, uwbadgers.com. She is also the day-to-day media relations contact for the UW women's basketball program.

The Wisconsin athletic Web site has flourished under Flarup's direction. It continues to set records for visits and is a critical component of the department's communications.

Flarup is a member of the NCAA Communications Committee working every NCAA Women's Basketball Final Four since 1995. She received the 2004 Mel Greenberg Award for her contributions to the promotion of women's basketball. She also has served the College Sports Information Directors of America as a board member and on numerous committees. An Iowa native, Flarup is a 1975 graduate of Iowa State University with a double major in journalism and physical education.



Diane Nordstrom Associate Director

Diane Nordstrom is in her 16th year as an associate sports information director at Wisconsin. She is the primary

media contact for volleyball and the men's and women's track & field teams. She also is the department's publications coordinator, with responsibilities in overseeing production of all Wisconsin athletic media guides.

Nordstrom served as the host SID for the 1993 and 1998 NCAA Division I Women's Volleyball Championships and several Big Ten Conference championships, including the 2002 Big Ten Men's Outdoor Track and Field Championships.

Nordstrom, who was a four-year letterwinner in track at Wisconsin (she set the school record in the discus), received the 2001 Grant Burger Media Award (for advancement of the sport of volleyball) from the American Volleyball Coaches Association.

A native of Melrose, Wis., she is a 1984 graduate of Wisconsin with a B.A. in journalism.



Brian Lucas Assistant Director


Brian Lucas is in his seventh year at Wisconsin, his fifth as the primary men's basketball contact. He also assists in media relations for foot-

ball and serves as the editor of both the football and men's basketball game programs. Additionally, Lucas oversees media relations for the men's and women's cross country teams.

Lucas handled Badger basketball publicity for the program's back-to-back Big Ten championship seasons (2002 and 2003). He was the secondary basketball contact during the Badgers' run to the NCAA Final Four in 2000.

As an intern at the UW, Lucas was responsible for several varsity sports during his first two years, including men's soccer and track. Prior to coming to Wisconsin, Lucas worked one year as an intern in the Marquette Sports Information Office.

Lucas, 29, is a 1998 graduate of Notre Dame, where he earned a B.A. in English and American Studies. He worked for three years in the Irish Sports Information Office. The Oceanside, N.Y., native lives in Sun Prairie with his wife, Christine.




Paul Capobianco Assistant Director

Paul Capobianco is in his seventh year at Wisconsin. He handles media relations for the Badger men's hockey program after serving

his first four years as the main contact for women's ice hockey. He also oversees coverage of the men's and women's open and lightweight crew programs.

Capobianco also served for three years as the publicity director for the women's Western Collegiate Hockey Association. A three-year letterwinner and member of Notre Dame's 1994 national championship fencing team, Capobianco graduated in 1996 with a B.S. in biology.

A native of Selden, N.Y., Capobianco lives in Madison with his wife, Laurie, and their daughter, Rose.



Brian Lee Staff Assistant

Brian Lee is in his second season as an assistant at Wisconsin. He is responsible for the publicity of softball while assisting with football and men's basketball.

Last year, he worked with the women's soccer, men's and women's swimming and diving, men's and women's tennis and women's basketball programs.

Lee worked previously at Northwestern, Madison Area Technical College and the Wisconsin State Journal. He is a 2002 graduate of UW-Madison with a degree in journalism. A native of Madison, he and his wife, Kristin, currently reside in the capital city.



Jen Werner Staff Assistant

Jen Werner is in her fourth year with the UW athletic communications department and her second as a staff assistant. She is the primary contact for

women's hockey and men's soccer.

Werner spent two years as a student assistant in the office working primarily with volleyball, women's basketball and women's tennis. She is a 2004 graduate of UW-Madison with a degree in journalism and political science. A native of Oconto, Wis., Werner now resides in Fitchburg.



Katharine Palmer Staff Assistant

Katharine Palmer is in her first year at Wisconsin, where she is the primary media relations contact for women's soccer and

oversees publicity for the men's and women's swimming and men's and women's tennis teams. In addition, Palmer assists with publicity for the women's basketball team.

Prior to Wisconsin, Palmer served as the primary contact for the women's golf and synchronized swimming teams and assisted with women's basketball at Ohio State. A native of Defiance, Ohio, she earned her bachelor's degree in communications from OSU in 2005.

■ UW ATHLETIC COMM. OFFICE

Office Basics

Phone: (608) 262-1811
Fax: (608) 262-8184
Web site: uwbadgers.com
Address: Kellner Hall, 1440 Monroe Street,
Madison, WI 53711
Location: Second Floor, Kellner Hall

Athletic Communications Director

Justin Doherty
H: 608-845-7201; C: 608-225-1891
E-mail: jmd@athletics.wisc.edu

Director of Web Site Services

Tamara Flarup
H: 608-238-3650; C: 608-444-6588
E-mail: tjf@athletics.wisc.edu

Assistant ACD

Brian Lucas (men's basketball contact)
H: 608-834-8183; C: 608-513-3987
E-mail: bml@athletics.wisc.edu

Associate ACD

Diane Nordstrom

Assistant ACD

Paul Capobianco

Staff Assistants

Brian Lee

Katharine Palmer

Jen Werner

Program Assistant

Eileen Lee

■ OPPONENT CONTACTS

Norfolk State SID: Matt Michalec

Phone: (757) 823-2628 / Fax: (757) 823-8218
E-mail: mmichalec@nsu.edu
Web site: www.nsu.edu/athletics

Eastern Kentucky SID: Michael Clark

Phone: (859) 622-6170 / Fax: (859) 622-1230
E-mail: michael.clark@eku.edu
Web site: www.ekusports.com

Coastal Carolina SID: John Martin

Phone: (843) 349-2822 / Fax: (843) 349-2819
E-mail: jmartin@coastal.edu
Web site: www.GoCCUSports.com

Wake Forest SID: Dean Buchan

Phone: (336) 758-5640 / Fax: (336) 758-5140
E-mail: buchandw@wfu.edu
Web site: www.wakeforestsports.com

Pepperdine SID: Al Barba

Phone: (310) 506-4455 / Fax: (310) 506-4322
E-mail: abarba@pepperdine.edu
Web site: www.pepperdinesports.com

UW-Green Bay SID: Nick Brilowski

Phone: (920) 465-2498 / Fax: (920) 465-2357
E-mail: brilowsn@uwgb.edu
Web site: www.uwgb.edu/athletics

Marquette SID: Mike Broeker

Phone: (414) 288-5287 / Fax: (414) 288-6519
E-mail: mike.broeker@marquette.edu
Web site: www.gomarquette.com

UNC Wilmington SID: Joe Browning

Phone: (910) 962-3236 / Fax: (910) 962-3686
E-mail: browningj@uncw.edu
Web site: www.UNCWsports.com

UW-Milwaukee SID: Kevin O'Connor

Phone: (414) 229-5674 / Fax: (414) 229-6759
E-mail: kjoc@uwm.edu
Web site: www.uwmpanthers.com

Louisiana Tech SID: Josh Milton

Phone: (318) 257-3144 / Fax: (318) 257-3757
E-mail: jmilton@latech.edu
Web site: www.latechsports.com

Pittsburgh SID: Greg Hotchkiss

Phone: (412) 648-8240 / Fax: (412) 648-8248
E-mail: gshotchkiss@athletics.pitt.edu
Web site: www.pittsburghpanthers.com

Iowa SID: Steve Roe

Phone: (319) 339-0980 / Fax: (319) 335-9417
E-mail: steven-roe@uiowa.edu
Web site: www.hawkeyesports.com

Michigan State SID: Matt Larson

Phone: (517) 355-2271 / Fax: (517) 353-9636
E-mail: larson@ath.msu.edu
Web site: www.msuspartans.com

Minnesota SID: Kyle Coughlin

Phone: (612) 625-4090 / Fax: (612) 625-0359
E-mail: cough002@umn.edu
Web site: www.gophersports.com

Northwestern SID: Adam Widman

Phone: (847) 467-3758 / Fax: (847) 491-8818
E-mail: awidman@northwestern.edu
Web site: www.nusports.com

Ohio State SID: Dan Wallenberg

Phone: (614) 292-4095 / Fax: (614) 292-8547
E-mail: wallenberg.1@osu.edu
Web site: www.ohiostatebuckeyes.com

North Dakota State SID: Ryan Perreault

Phone: (701) 231-8331 / Fax: (701) 231-8022
E-mail: Ryan.Perreault@ndsu.edu
Web site: www.GoBison.com

Penn State SID: Brian Siegreist

Phone: (814) 865-1757 / Fax: (814) 863-3165
E-mail: tbs1@psu.edu
Web site: www.gopsusports.com

Michigan SID: Tom Wywrot

Phone: (734) 647-1268 / Fax: (734) 647-1188
E-mail: twywrot@umich.edu
Web site: www.mgoblue.com

Illinois SID: Kent Brown

Phone: (217) 333-1391 / Fax: (217) 333-5540
E-mail: kwbrown3@uiuc.edu
Web site: www.fightingjillini.com

Purdue SID: Elliot Bloom

Phone: (765) 494-3196 / Fax: (765) 494-5447
E-mail: hoopssid@purdue.edu
Web site: www.purduesports.com

Indiana SID: Aaron Jordan

Phone: (812) 856-0553 / Fax: (812) 855-9401
E-mail: asjordan@indiana.edu
Web site: www.iuhoosiers.com

Coverage Guidelines

Game Credentials

Wisconsin uses an online credentialing system for both men's basketball and football. For instructions on how to use the online system, please contact Brian Lucas or Eileen Lee in the UW Athletic Communications Office (608-262-1811). No emailed, faxed, mailed or telephone requests for credentials will be accepted. Upon receipt of applications, appropriate credentials are either mailed, or made available at the Athletic Communications Office or with the parking attendant (white vehicle) at the entrance to Lot 91 off of Bedford Street, just east of the Kohl Center.

Credentials will be issued according to the following priority guidelines: 1) National publications and newspapers filing for the following day's publication. 2) Newspapers designated by the visiting sports information director. 3) Television and radio stations originating a live broadcast. 4) Television and radio stations covering for nightly news. 5) All other requests will be evaluated on a space-available basis, with preferences given to those who regularly cover Wisconsin basketball.

Spouses, dates, children and other non-workers are not allowed in any of the media areas.

Scouting Tickets

As per Big Ten policy, professional basketball scouts must purchase tickets through the UW Ticket Office (1-800-GO-BADGERS or 608-262-1440).

Parking

A limited number of media parking passes are available. They will be issued on a priority basis similar to the guidelines for the issuance of credentials. Media parking at the Kohl Center is on the East side of the building along Frances Street as well as in Lot 91 and lot 46 (corner of Frances and Johnson). The media entrance is on the northeast corner of the Kohl Center.

Visiting Radio

Each visiting radio station admitted for broadcast should contact the UW Athletic Communications Office at least one week prior to the game they wish to cover. If credentials are not mailed, they may be picked up at the Athletic

Communications Office. Visiting radio talent works from a courtside location at the Kohl Center.

Photographers

The University of Wisconsin follows NCAA and Big Ten guidelines regarding event photography. Floor photo passes are limited to daily newspaper, wire service and television photographers. Photographers must display their credentials prominently at all times and must work from either the southeast or northwest corners of the baseline. Photographers are not permitted along the length of the floor.

Practice Coverage

Wisconsin basketball practices for the fall semester will run from approximately 4:30-7:30 p.m. Practice will be open to the media after 6 p.m. Members of the media are asked to watch Kohl Center practices from the arena seats and practices in the Nicholas-Johnson Pavilion from the designated seating on the south side of the facility. Still and video photographers shooting practice are asked to remain off the court and away from the vicinity of workouts. Gameday practice sessions are closed.

Player Interviews

Badger players are normally available for interviews after practices once before each game during the season.


All interviews should be arranged through the Athletic Communications Office. Please contact Brian Lucas at (608-263-5052) or prior to the end of practice to secure interviews. No interviews will be granted the day of a game, with the exception of postgame interviews.

Players' telephone numbers will not be made available to the media, and players have been instructed not to conduct interviews when contacted by phone without prior approval from a member of the Athletic Communications Office. For out-of-town reporters, requests for collect-call telephone interviews may be made with Brian Lucas of the Athletic Communications Office.

Coach Ryan Interviews

Head coach Bo Ryan will normally be available for interviews for approximately 15-20 minutes after practice.

Additionally, Ryan holds a weekly media conference throughout the season. These sessions are generally at 1 p.m. in the media room at the Kohl Center. Live video streaming of these press confer-



ences will be available on the UW athletic department website, *uwbadgers.com*.

Contact Brian Lucas in the Athletic Communications Office to arrange an interview with Bo Ryan.

Big Ten Teleconference

The Big Ten will hold a weekly teleconference with the league's head coaches beginning in December. Coach Ryan will be available on this teleconference between 10:10-10:20 a.m. Contact Brian Lucas or the Big Ten Conference (847-696-1010) for details.

Press Row Services

The primary working area (approximately 50 seats) for the media at the Kohl Center is located at court level on the east side of the floor. There also is an auxiliary media area on the second level (Section 208) of the Kohl Center that can accommodate an additional 32 seats. Television and radio broadcasters all work from the court level location.

Media are provided with several statistics monitors along the court level area. Halftime boxes and play-by-play are delivered to both working media locations by the Athletic Communications staff.

Media Workroom


The Kohl Center is equipped with a large media workroom that contains the following:

- postgame interview area
- numerous working locations from which media can file stories
- platform for video cameras
- copy machine
- pre-game dining area
- kitchenette area where a pregame meal is served
- men's and women's restrooms

Pregame notes, statistics and game programs are also available in the workroom.

Media may store personal belongings in the workroom from the time they arrive at the Kohl Center until after the game.

The workroom is located at the northeast corner of the arena with easy access to and from the court level press row. To access the workroom from outside the arena, just enter through the media gate and proceed down the stairs on your right.



Telephones

All requests for installation of phone lines should be made to Jamie Buchanan at the Kohl Center (608-265-8546). Cost per line per event is \$100 (\$140 for an unrestricted analog line or an ISDN line). Seating locations are determined by the UW Athletic Communications Office. Several courtesy phones in the media room will be made available by the UW Athletic Communications Office.

Internet Access

Wireless internet access is available for working media in the Kohl Center bowl (press row) and in the Kohl Center media room. Please see Brian Lucas or a member of the UW Athletic Communications staff for instructions on how to access the wireless network.

Postgame Procedures

Head coaches and selected players will be made available in the media workroom's interview area following each home game. Generally, the visiting coach and/or players will be available first, followed by Badger coach Bo Ryan and Wisconsin players.

Contact Brian Lucas of the Athletic Communications Office for postgame procedures on the road (vary from school to school). The Wisconsin locker room is closed to the media at home and on the road.

Important Locations

Athletic Communications Office — Located on the second floor of Kellner Hall, in the south end of Camp Randall Stadium.

Media Workroom — Located at court level in the Kohl Center (northeast corner of the arena).

Media Parking — Located along Frances Street, in Lot 91 (entrance is on Bedford Street, one block east of the Kohl Center) or in Lot 46 (at the corner of Johnson and Frances Street). The entrance to lot 91 is located on Bedford Street.

Media Will Call — Located at the entrance to Parking Lot 91. The entrance is on Bedford Street, one block east of the Kohl Center. Credentials will be left with the parking attendant at the entrance to the lot.


Wisconsin Locker Room — Located at court level in the Kohl Center (northwest corner of the arena).

Visitors Locker Room — Located at court level in the Kohl Center (southwest corner of the arena).

Nicholas-Johnson Pavilion (practice facility) — Attached to the west side of the Kohl Center.

uwbadgers.com

The Source for Badger Sports Information



The Department of Athletics has made a strong commitment to bringing its news straight to the fans. The Badgers' Web site (*uwbadgers.com*) produces news updates multiple times daily to keep fans up-to-speed on the happenings in the Division of Intercollegiate Athletics.

Web users can tune in for live video streaming of media news conferences, chat with coaches, staff and student-athletes, order tickets online or listen to live radio broadcasts of games.

The Badger Web site is maintained internally by a dedicated team of technical experts and an experienced editorial staff.

The Athletic Department site is the most visited one on the UW-Madison campus, averaging more than two million page views monthly.

Visitors from all over the United States and the world (an average of 94 different countries monthly) continue to log on to catch the latest Badger athletics news and those visitors are staying at the site longer and longer.



The Department of Athletics' Web site is one of the most popular in college athletics.

In the summer of 2004 the Department of Athletics unveiled a re-design of its Web site, making it easier to navigate, more pleasing to the eye and a worthwhile journey for those who want the latest information on the Badgers.

New features are constantly being added and the site is continually being refined, so check back often!

MEDIA INFORMATION



Coach Bo Ryan's press conferences can be viewed live on *uwbadgers.com*.

Reference Items

Basketball Office

Basketball Office Phone: (608) 262-4597

Basketball Fax: (608) 262-4872

Mailing Address: 601 W. Dayton St., Madison, WI 53716

Head Coach: Bo Ryan

Assistant Coaches: Greg Gard, Gary Close and Howard Moore

Director of Basketball Operations: Will Ryan

Video Coordinator: Joe Robinson

Program Assistants: Peg Cullen and Laura Strang

Quick Facts

Location: Madison, WI 53711

Population: 215,211

Enrollment: 41,595

Conference: Big Ten

Nickname: Badgers

Colors: Cardinal (PMS 200) & White

Director of Athletics: Barry Alvarez

Chancellor: John Wiley

Arena: Kohl Center (capacity 17,142)

First Game: vs. Northwestern (Jan. 17, 1998)

All-Time Record: 94-15 (.862)

First Year of Basketball: 1898-99

All-Time record: 1,265-1,072 (.541)

Head Coach: Bo Ryan (fifth year at Wisconsin)

Overall Record: 476-140 (.773)

Record at Wisconsin: 93-37 (.715)

Local Hotels

The following hotels and motels are located within 15-20 minutes of the Wisconsin campus (area code is 608):

Baymont Inn and Suites	831-7711
Best Western-Inn on the Park	285-8000
Best Western InnTowner	233-8778
Best Western West Towne Suites	833-4200
Concourse Hotel	257-6000
Crowne Plaza	244-4703
Edgewater	256-9071
Fairfield Inn by Marriott (West)	831-1400
Fairfield Inn by Marriott (East)	249-5300
Hampton Inn West	833-3511
Hilton Madison Monona Terrace	255-5100
Holiday Inn Madison East	244-2481
Howard Johnson Plaza	251-5511
Marriott Madison West	831-2000
Radisson	833-0100
Residence Inn by Marriott (West)	833-8333
Residence Inn by Marriott (East)	244-5047
Sheraton Inn	251-2300
University Inn	257-4881

Airline Service

Madison is served by the Dane County Regional Airport, a 15-minute drive from the UW-Madison campus

American Eagle	800-433-7300
ATA	800-435-9282
ComAir/Delta	800-221-1212
Continental	800-523-3273
Midwest Express	800-452-2022
Northwest	800-225-2525
United	800-241-6522

2005-06 Wisconsin Travel Plans

at Paradise Jam (Nov. 17-22)

Team headquarters: Marriott's Frenchman's Reef and Morning Star Resort

Phone: (340) 715-6115 ext. 6401

at Wake Forest (Nov. 28)

Team headquarters: Embassy Suites, 460 N. Cherry Street, Winston-Salem, NC

Phone: 336-724-2300

at Pittsburgh (Dec. 30)

Team headquarters: Westin, 1000 Penn Ave., Pittsburgh, PA

Phone: 412-281-3700

at Minnesota (Jan. 9)

Team headquarters: Crowne Plaza, 618 2nd Ave. South, Minneapolis, MN

Phone: 612-338-2288

at Ohio State (Jan. 17)

Team headquarters: Hyatt on Capital Square, 75 E. State St., Columbus, OH

Phone: 614-228-1234

at Michigan (Jan. 27)

Team headquarters: Webers Inn, 3050 Jackson Ave., Ann Arbor, MI

Phone: 734-769-2500

at Purdue (Feb. 3)

Team headquarters: Hilton Garden Inn, 356 E. State St., West Lafayette, IN

Phone: 765-743-2100

at Penn State (Feb. 10)

Team headquarters: Toftrees Resort & Four Star Golf Club, One Country Club Lane, State College, PA

Phone: 814-234-8000

at Northwestern (Feb. 22)

Team headquarters: Hotel Orrington, 1710 Orrington Ave., Evanston, IL

Phone: 847-866-8700

at Michigan State (TBA)

Team headquarters: Sheraton, 925 Creyts Rd., Lansing, MI

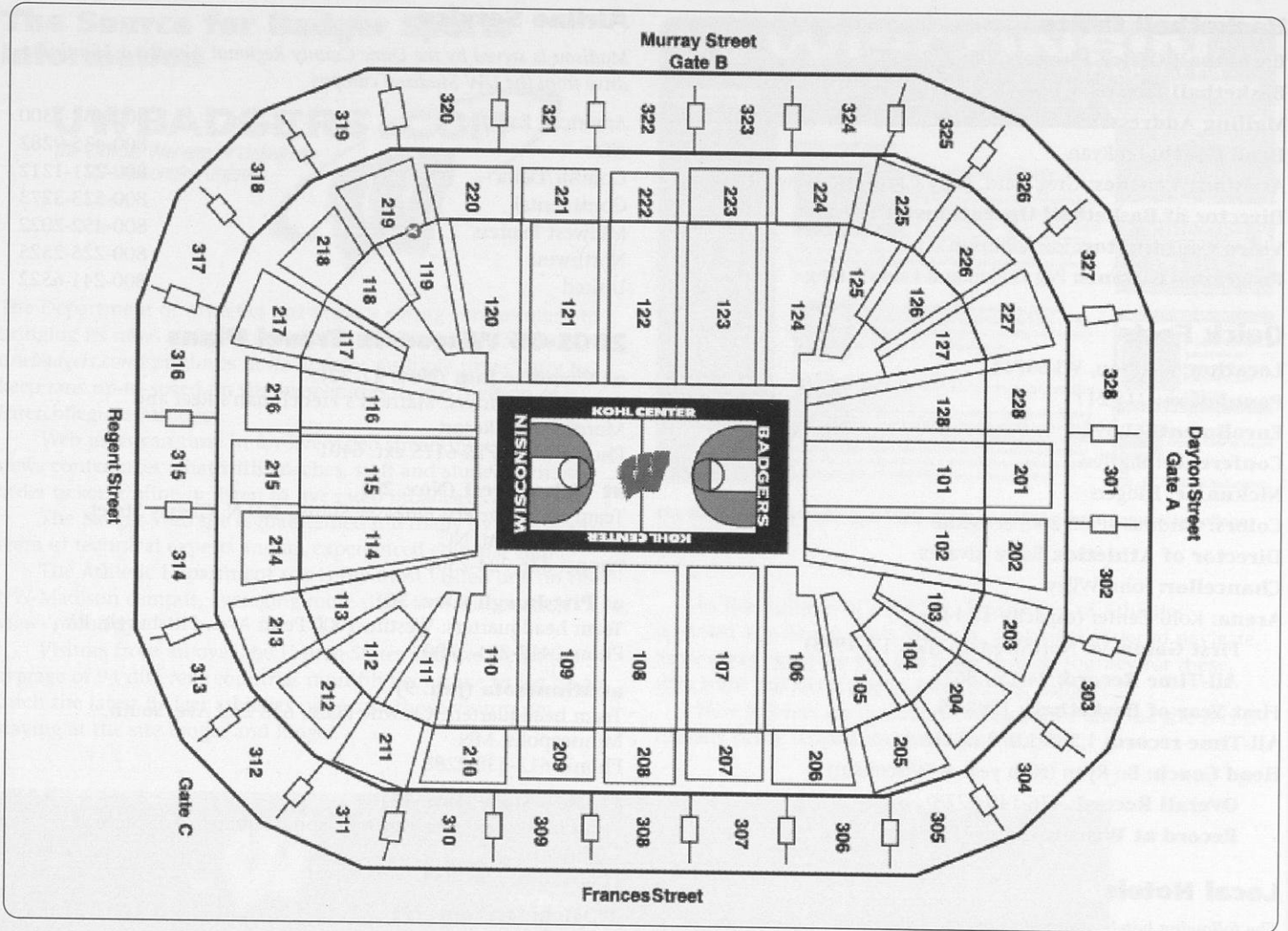
Phone: 517-323-7100

at Iowa (March 3)

Team headquarters: Sheraton, 210 S. Dubuque St., Iowa City, IA

Phone: 1-800-848-1335

The Kohl Center



FROM THE DANE COUNTY AIRPORT

Exit airport via International Lane to Packers Avenue (Hwy. 113). Turn left on Packers Avenue, which changes to Pennsylvania Avenue, Johnson Street, Gorham Street and then University Avenue. Stay on University Avenue into the campus until you reach Frances Street. Turn left onto Frances Street and proceed two blocks to Dayton Street. The Kohl Center will be in view.

FROM WEST AND I-90/94 (FROM MINNEAPOLIS)

Take I-90/94 to Highway 151 South (East Washington Avenue). Continue on East Washington Avenue to the State Capitol Building. Turn right onto Butler Street, proceed to Gorham Street and turn left. Continue on Gorham Street, which becomes University Avenue. Stay on University Avenue into the campus until you reach Frances Street. Turn left onto Frances Street and proceed two blocks to Dayton Street. The Kohl Center will be in view.

FROM SOUTH AND I-90 (FROM CHICAGO)

Take I-90 to the Madison beltline (Highway 12/18). West on the beltline to Park Street (Hwy. 151). Exit right (north). Take Park Street to Dayton Street. Turn right onto Dayton Street, then approximately three blocks to the Kohl Center, which will be on the right.

FROM EAST AND I-94 (FROM MILWAUKEE)

Take I-94 to Highway 30 West. Take Highway 30 to its end at Highway 113 South. Turn left onto 113 South, which becomes Packers/Pennsylvania Avenue. Continue on Packers/Pennsylvania Avenue, which changes to Johnson Street, Gorham Street and then University Avenue. Stay on University Avenue into the campus until you reach Frances Street. Turn left onto Frances Street and proceed two blocks to Dayton Street. The Kohl Center will be in view.

NOTIFICATION VIEW

Basketball Media List

Print

Wisconsin State Journal
P.O. Box 8058
Madison, WI 53708
(608) 252-6165
Fax: (608) 252-6119
Jesse Osborne, beat
Tom Oates, columnist

Milwaukee Journal Sentinel
202 State Street, Ste. 202
Madison, WI 53703
Office: (608) 258-2271
Fax: (608) 258-2279
Mark Stewart, beat
Michael Hunt, columnist

Capital Times
P.O. Box 8060
Madison, WI 53708
(608) 252-6474
Fax: (608) 252-6445
Rob Schultz, beat
Mike Lucas, columnist

Badger Nation
704 Herndon Dr., #201
Madison, WI 53713
(608) 288-9275
Jonathan Linder, beat

Badger Herald
550 State Street
Madison, WI 53703
(608) 257-4712, ext. 26
Fax: (608) 257-6899

Daily Cardinal
Vilas Hall
Madison, WI 53706
(608) 262-5857
Fax: (608) 262-0404

Journal Sentinel On-line
(414) 225-5012
Fax: (414) 224-0291
Brett Longdin, beat

Appleton Post-Crescent
306 W. Washington
Appleton, WI 54912
(920) 733-4411
Fax: (920) 733-1945
Ben Wideman, beat

Kenosha News
715 58th Street
Kenosha, WI 53141
(262) 657-1700
Dave Marran, editor

Green Bay Press-Gazette
P.O. Box 23430
Green Bay, WI 54305
(920) 431-8413
Fax: (920) 431-8379
Bob Borghaus, editor

La Crosse Tribune
401 N. Third Street
La Crosse, WI 54601
(608) 791-8202
Jeff Brown, editor

Dubuque Telegraph-Herald
Eighth & Bluff Streets
Dubuque, IA 52001
(319) 588-5611
Jim Leitner, editor

Janesville Gazette
One S. Parker Drive
Janesville, WI 53547
(608) 754-3311
Dave Wedeward, editor

Wausau Daily Herald
800 Scott St.
Wausau, WI 54403
(715) 842-2101
Mark Multer, editor

Oshkosh Northwestern
P.O. Box 2926
Oshkosh, WI 54903
(920) 426-6657
Dan Kohn, editor

Racine Journal-Times
212 Fourth Street
Racine, WI 53403
(262) 634-3322
Sue Shemanske, editor

Eau Claire Leader-Telegram
701 S. Farewell Street
Eau Claire, WI 54702
(715) 833-9208
Todd Golden, editor

Capitol News Service
121 E. Main St., Ste. 300
Madison, WI 53703
(608) 258-9977
Stan Milam, beat

Radio

WIBA
P.O. Box 99
Madison, WI 53701
(608) 274-5450
Fax: (608) 274-5521
Matt Lepay, play-by-play
Brian Posick, director

WTSO (ESPN Radio)
P.O. Box 99
Madison, WI 53701
(608) 274-5450
Fax: (608) 274-5521
Tim Scott, director

WTLX (Fox Sports Radio)
5315 Wall Street, Ste. 135
Madison, WI 53718
(608) 245-9859
Fax: (608) 245-1720
Craig Karmazin, director

WTDY
P.O. Box 2058
Madison, WI 53701
(608) 273-1000

WTMJ
720 E. Capitol Drive
Milwaukee, WI 53201
(414) 967-5310
Bill Michaels, director

Wisconsin Radio Network
302 E. Washington Ave.
Ste. 102
Madison, WI 53703
(608) 251-3900
Fax: (608) 251-7233

Wire Services

Associated Press (Milwaukee)
918 N. Fourth Street
Milwaukee, WI 53203
(414) 225-3580
Fax: (414) 225-3599
Arnie Stapleton, editor

Associated Press (Madison)
1901 Fish Hatchery Road
Madison, WI 53713
(608) 255-3679
J.R. Ross, beat

Television

WISC (Ch. 3, CBS)
7025 Raymond Road
Madison, WI 53719
(608) 276-7400
Fax: (608) 271-0800
George Johnson, director
COACHES' SHOW

WMTV (Ch. 15, NBC)
615 Forward Drive
Madison, WI 53711
(608) 274-1515
Fax: (608) 271-5194
Robb Vogel, director

WKOW (Ch. 27, ABC)
P.O. Box 100
Madison, WI 53701
(608) 274-6118
Fax: (608) 274-9569
Jay Wilson, director

WTMJ (Ch. 4, NBC)
720 E. Capitol Drive
Milwaukee, WI 53201
(414) 967-5425
Lance Allan, director

WITI (Ch. 6, FOX)
9001 N. Green Bay Road
Milwaukee, WI 53209
(414) 355-6215
Tom Pipines, director

WISN (Ch. 12, ABC)
P.O. Box 402
Milwaukee, WI 53201
(414) 342-8812
Dan Needles, director

WDJT (Ch. 58, CBS)
809 S. 60th Street
Milwaukee, WI 53214
(414) 777-5800
Rock Rote, director

WHA (Ch. 21)
821 University Avenue
Madison, WI 53706
(608) 263-2121
Fax: (608) 263-9763
Deb Piper, producer

Badgers on TV

Television Coverage


At least 21 of Wisconsin's 29 games, will be televised in 2005-06, either nationally, regionally or locally. Every Big Ten game in 2005 will be televised, with at least seven of those being on national TV. The Badgers' game at home against Michigan State on Jan. 8 will be televised by CBS. The following Tuesday, ESPN will show UW at Minnesota. ESPN will also broadcast Wisconsin's games at Ohio State (Jan. 18), vs. Illinois (Jan. 31) and vs. Indiana (Feb. 8). The Badgers' games at Penn State (Feb. 11) and at Northwestern (Feb. 23) will be televised by ESPN2. UW's final two games, at Michigan State and at Iowa, could also be selected for national exposure. The Badgers have had 41 nationally televised games in the last four years (26-15 in those games).

The Bo Ryan Show

"The Badger Sports Report" airs in Madison and on a statewide network. Hosted by longtime voice of the Badgers, Matt Lepay, the 30-minute program features insights, interviews, highlights and viewer questions. Check local listings for the times in your area.




Verne Lundquist (left) and Billy Packer were in Madison to call the Badgers' 62-59 win over Michigan State on Jan 16, 2005.



UW on Wisconsin Public Television

In addition to the live telecasts, seven home games will also be aired on a tape-delay basis on the state-wide Wisconsin Public Television network (WHA-Madison, WPNE-Green Bay, WLEF-Park Falls, WHWC-Menomonie, WHLA-La Crosse, WHRM-Wausau, and WMVT-Milwaukee). WPT's announce team returns for another season: Jay Wilson as play-by-play and Charlie Wills as color analyst. Wilson has been the sports director and lead sports anchor at WKOW-TV for the past 16 years. Wills played forward for the Badgers from 1998-2002 and was a member of the 2000 Final Four team.



ESPN's Dick Vitale, who worked the first-ever game for the network on Dec. 5, 1979 when Wisconsin played at 10th-ranked DePaul, covered the Badgers' 77-64 win over Michigan State on Jan. 10, 2004.

Badgers on Radio

Radio Coverage

Exclusive coverage of Badger basketball can be heard on the 43-station Wisconsin Radio Network. The Athletic Department and Learfield Communications entered into an agreement for radio broadcast rights for Wisconsin football and basketball prior to the 1994 season.

WIBA (1310 AM / 101.5 FM) is the rights holders in the Madison market, and WTMJ (620 AM) carries the games in Milwaukee.

Entering his 17th season handling play-by-play duties for Wisconsin basketball is Matt Lepak. He has also called Badger football the past nine seasons. A 1984 graduate of Ohio State, Lepak was Sports Director at WTSO in Madison before joining WIBA in 1994. He previously served as Sports Director at WNCI in Columbus, and prior to that worked at stations in Athens and Piqua, Ohio. Lepak also provides frequent sports reports for WISC-TV. Lepak is host of the Bo Ryan Show (Badger Sports Report), both on WIBA Radio and WISC-TV.

Joining Lepak on the broadcast is Mike Lucas, long-time sports columnist at *The Capital Times*, who handles color commentary on Wisconsin basketball and football broadcasts. Lucas, who worked on the broadcast team for the Badgers' delay television package on the Wisconsin Public Television Network before assuming color commentary duties on the radio, also provides daily sports commentaries on WIBA. He has reported on Badger sporting events for *The Capital Times* since 1971.



Play-by-play man Matt Lepak (left) and color commentator Mike Lucas handle Badger Basketball and Football on the Wisconsin Radio Network.

WISCONSIN RADIO NETWORK

City	Station	Frequency
Amery	WXCE	1260 am
Antigo	WATK/WACD	900 am/106.1 fm
Appleton	WHBY	1150 am
Ashland	WATW/WJJH	1400 am/96.7 fm
Beaver Dam	WBEV/WXRO	1430 am/95.3 fm
Beloit	WTJK	1380 am
Berlin	WISS	1090 am
Black River Falls	WWIS	99.7 fm
Duluth/Superior	WDSM	710 am
Eau Claire	WBIZ	1400 am/100.7 fm
Fond du Lac	KFIZ	1450 am
Fort Atkinson	WFAW	940 am
Green Bay	WDUZ	107.5 fm
Hayward	WRLS	92.3 fm
Janesville	WCLO	1230 am
La Crosse	WFBZ	105.5 fm
Lancaster	WGLR	1280 am
Madison	WIBA	1310 am/101.5 fm
Manitowoc	WOMT	1240 am
Marinette	WMAM	570 am
Marshfield	WDLB	1450 am
Medford	WIGM/WKEB	99.3 fm/1490 am
Milwaukee	WTMJ	620 am
Minoqua	WLDK/WMQA	1570 am/95.9 fm
Park Falls	WCQM	98.3 fm
Platteville	WPVL	1590 am
Portage	WPDR	1350 am
Prairie du Chien	WPRE/WQPC	980 am/94.3 fm
Reedsburg	WRDB	1400 am
Rhineland	WOBT	1240 am
Rice Lake	WJMC	1240 am
Richland Center	WRCO	1450 am
River Falls	WEVR	1550 am/106.3 fm
Shawano	WTCH	960 am
Sheboygan	WHBL	1330 am
Sparta	WKLJ/WCOW	1290 am/97.1 fm
Sturgeon Bay	WDOR	910 am/93.9 fm
Viroqua	WVRO	1360 am
Watertown	WTTN	1580
Waupaca	WDUX	800 am/92.7 fm
Wausau	WSAU	550 am
Wisconsin Rapids	WFHR	1320 am

Badger Fund



To sustain the kind of academic and athletic success that has characterized the UW-Madison as one of the nation's finest athletic programs, there must be widespread support.

That support begins at the top, through the commitment of the Board of Regents of the University of Wisconsin System, the UW-Madison Chancellor's Office and the Athletic Board. That commitment extends to the thousands of Badger boosters throughout the nation who contribute in many different ways.

Ultimately, the success of the Department of Athletics depends in great part on the collective loyalty and generosity of alumni and friends. One of the areas in which people can support the Badger Athletic Department is through their contributions to the newly established Badger Fund.

The Badger Fund was started to enhance the University's athletic programs by helping to financially support more than 750 student-athletes in 23 sports as they strive for excellence both academically and athletically.

Because the UW-Madison Athletic Department receives less than one percent of its \$52 million annual budget from state appropriations, private support from supporters of the program is essential to its continued success.

Contributions to the Badger Fund from more than 8,000 individuals fund the scholarship needs of student-athletes

and help provide the finest public university education and athletic facilities experiences available.

Your continued support will help UW student-athletes achieve their academic and athletic dreams, and will assist the Division of Intercollegiate Athletics in its effort to reach lofty goals both on the field and in the classroom.

For more information on the membership benefits of the Badger Fund, please contact the office staff at:

Phone: (608) 262-1000

Fax: (608) 265-0788

E-mail:

badgerfund@athletics.wisc.edu

Address: Badger Fund

1440 Monroe Street

Madison, WI 53711

Marija Neubauer is the Director of the Badger Fund.



In 1969, about 16 basketball fans met to form a club called the Badger Basketball Boosters. The club was incorporated in 1986 as a tax exempt organization and as a charitable corporation in 1996. A board of 16 members governs the club. Today, the boosters consist of more than 750 members, and continues to grow.

Following are the annual contribution levels of our membership categories:

- Baseline: \$100 - \$499
- Overtime: \$500 - \$999
- 3 Point: \$1,000 - \$2,499
- Slam Dunk: \$2,500 and up

Club activities include Pre-Game Chalk Talks, Post-Game Receptions, Steak Fry, Away Game Bus Trip, Tip-Off with Bo (Silent Auction and Style Show), Senior Day, Coaches Appreciation Dinner, and Golf Outings.

Contributions made to the Badger Basketball Boosters will earn credit in the Badger Fund Priority System and count toward your annual giving levels and related Badger Fund benefits. Your donations help support the success of the Men's Basketball Program. For more information, or to join the Badger Basketball Boosters, call Laura Strang at 608-265-6161 or email her at ljs@athletics.wisc.edu.

President: Debra Hart

Vice-President: Mark Ehrmann

Overtime Club President: Ron Osterholz

Administrative Advisor: Ray Schmitz

ENDOWMENTS

For a student who wants to participate in intercollegiate athletics at the University of Wisconsin, one of the greatest opportunities available is an athletic scholarship.

Many alumni and friends have contributed to the Division of Intercollegiate Athletics by establishing endowed scholarships to help student-athletes take full advantage of the academic and athletic experience at UW-Madison.

These scholarship endowments benefit today's student-athletes as well as those in future years.

The endowed scholarships listed on this page provide full or partial scholarship support for Badger student-athletes. The Wisconsin Athletic Department thanks these donors for their tremendous support of Badger Athletics.

For information about how to create a named scholarship in men's or women's athletics or how to contribute to an established endowment, please contact the UW Foundation at 608/263-4545.

THE WISCONSIN EXPERIENCE

A World Class University	190
Top-Ranked Academics	191
Student Life.....	192
A Beautiful Campus	193
Notable Alumni.....	194
Administration	195
A Winning Athletic Program	196
Wisconsin Traditions.....	198
Badgers in the Community	199
Fetzer Academic Center	200
Endowed Athletic Scholarships	201
Sports Medicine.....	202
Strength & Conditioning.....	203
Wisconsin Sports Facilities.....	204
Madison: A Great College Town.....	208

An aerial photograph of the Memorial Union Terrace at the University of Wisconsin-Madison. The terrace is a large, paved area on the shore of Lake Mendota, filled with people. In the background, the Wisconsin State Capitol building is visible on a hill. The foreground shows a curved walkway and a railing.

WELCOME TO THE UNIVERSITY OF WISCONSIN

The Memorial Union Terrace on the shores of Lake Mendota is a popular gathering spot for UW students

A World-Class University

The University of Wisconsin is a world-class university, nationally and internationally recognized for its academic excellence, incredible students, inspiring faculty, exceptional value, and an amazing campus and community.

The UW was founded in 1848 with the first class of 17 students enrolling on Feb. 5, 1849. Today, Wisconsin ranks as the nation's ninth largest university with 41,169 students.

On a single campus, students can find a complete spectrum of liberal arts studies, professional programs and student activities. As one of the nation's first land-grant universities, Wisconsin maintains a strong research emphasis in agricultural and life sciences. Award-winning research spanning the academic disciplines, however, has earned Wisconsin a place among the world's elite institutions of higher education. The quality of its undergraduate, graduate and research programs is recognized around the world.



The flagship school of the state system, UW-Madison offers the only public schools of law, medicine and veterinary medicine in the state and is one of only two state-supported schools to offer doctoral degrees.

One of the most picturesque college campuses in the country, Wisconsin sits along the shore of beautiful Lake Mendota. The city of Madison and the University were designed to be linked, signifying the interrelated nature of academic and political life at Wisconsin.

Growing with the times to meet changing needs in education and research has kept the university great. With an eye to the future, the university continues to change, guaranteeing a community and environment where true learning can take place.

SCHOOLS & COLLEGES

- College of Agricultural & Life Sciences
- School of Business
- School of Education
- College of Engineering
- School of Human Ecology
- College of Letters and Science
- School of Nursing
- School of Pharmacy
- Graduate School
- School of Veterinary Medicine
- Law School
- Medical School



PROGRAMS & RESOURCES


- Undergraduate Majors—136
- Academic Departments—185
- Doctoral, Master's and Professional Graduate Programs—265
- Courses Offered—8,714
- Average Class Size—29 students
- Libraries—43; Volumes—6.2 million
- Computer Labs—108;
- Computers—More than 1000

Top: The view of the state capitol from Bascom Hill.


Middle: Beautiful Bascom Hall is the academic center of the UW.

Right: Commencement in the Kohl Center celebrates the end of a successful college career at Wisconsin.

Top-Ranked Academics



Learning opportunities for UW students can vary from discussion groups (top), laboratory and computer work (right), or traditional lectures (below).



FACULTY/ALUMNI AWARDS

- Fulbright Scholars—7
- National Medals of Science—9
- Nobel Prizes—17
- Pulitzer Prizes—29
- Rhodes Scholars—6
- Truman Scholarships—11
- Wolf Foundation Prizes—4
- American Physical Society Fellows—53
- National Academy of Education—5
- National Academy of Engineering—17
- National Academy of Public Administration—2
- National Academy of Sciences—53
- National Academy of Sciences Institute of Medicine—4
- Royal Society of London—2

UW-Madison offers instruction in more than 100 fields, with more than 4,200 course listings. Learning takes place in a variety of settings—from traditional classrooms, to undergraduate research opportunities, to service-learning experiences in the community. Additional opportunities for growth range from 700 student organizations to unique residential learning communities.

► *U.S. News & World Report, 2005*—Ranks Wisconsin as the seventh-best public university and tied for 32nd among all universities. The UW also ranked among the 25 best institutions for “first-year experiences,” “undergraduate research/creative projects,” “learning communities” and “study abroad.”

► *Fiske Guide to Colleges, 2005*—UW is ranked as one of 20 public universities that are “Best Buys.”

► *Kiplinger’s Personal Finance Magazine, 2004*—Ranked 13th among the 100 Best Values in Public Colleges.

► *Princeton Review, 2005*—Lists Wisconsin in “The Best 357 Colleges” and Madison among the “Great College Towns.”

► *Greene’s Guides, 2004*—Lists Wisconsin as one of 17 “Public Ivies.”

► *Barron’s Best Buys in College Education, 2004*—Ranked among 260 schools as a best buy.

Other Rankings

► *Fortune 500 Companies*—Ranks second in the number of graduates who become chief executives in *Fortune 500* companies.

► *Peace Corps*—Ranks first among number of alumni serving in the Peace Corps and second in the number of Peace Corps volunteers.

► *Research & Development*—Ranks second among public universities and third among all universities for research expenditures. In 2002–03, UW–Madison received more than \$583 million in extramural research awards.

► *Voluntary Support*—Ranks second in voluntary support among public universities.

► *Libraries*—Ranks ninth in number of volumes (6.3 million) and campus libraries (45).

► *Doctorates*—Ranks fourth in research doctorates granted.

► *Patents*—Ranks fifth in patent revenue and 15th in the power of its patent pipeline according to *The Scientist* magazine.

Student Life



Student life at Wisconsin is more than books, term papers and exams. Some of the most important lessons learned at Wisconsin occur far from any lecture hall or lab.

UW-Madison is a community that embraces diversity—both in the people who live, learn and work here and in the experiences that enrich life in the classroom and beyond. Our students come from every state in the nation and some 120 countries, bringing an abundant mix of life experiences and cultures. The campus provides services and student life programs designed to meet a broad range of student needs and concerns

More than 700 student organizations, extensive recreational programs, modern fitness facilities, performing arts groups, Big Ten athletics, and ongoing cultural, social, and political events will provide you with hundreds of ways to get involved and challenge yourself. Whatever your interests, you can connect with others who share your enthusiasm.

The hub of student life on campus is the Memorial Union. With good food, live music, freshly made Babcock ice cream, movies and study lounges, you can eat well, be entertained, enjoy a good book or good company. The Union welcomes more than 15,000 students through its doors each day. It's no wonder the Union is considered the "living room of campus."




"The primary purpose of the University of Wisconsin-Madison is to provide a learning environment in which faculty, staff, and students can discover, examine critically, preserve and transmit the knowledge, wisdom and values that will help ensure the survival of this and future generations and improve the quality of life for all."



DID YOU KNOW?

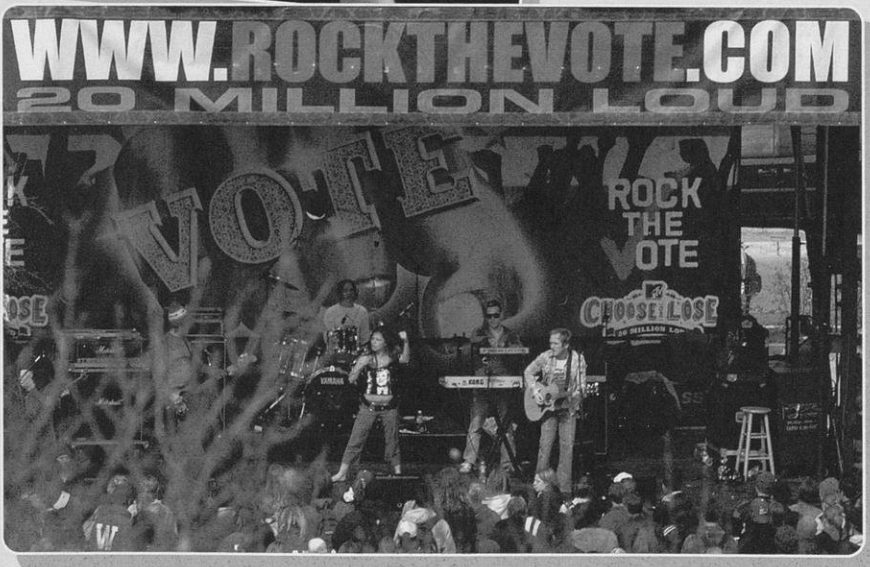
Wisconsin is the only university in the nation with two student newspapers.



Top: The Wisconsin Film Festival features more than 100 independent feature films, documentaries, experimental films and shorts from around the world.

Left: Elton John is just one of the many artists who have performed on the UW campus.

Bottom: The Rock The Vote tour stopped in Madison in 2004, registering new voters.



A Beautiful Campus

The University of Wisconsin campus rolls for 933 acres along the shores of Lake Mendota, encompassing wooded hills, friendly shores, and the streets of downtown Madison.

Relax on the Memorial Union terrace with sailboats, canoes, sailboards, and kayaks in the background. The Lakeshore Path is a pedestrian and bicycle-only trail that runs from the Union to Picnic Point, a peninsula that juts out into Lake Mendota. Along the way are numerous beaches or spots to stop and enjoy the beautiful lake views.



Spend an hour alone with your thoughts walking the trails of the UW Arboretum, a 1,262-acre nature preserve right in the middle of the city. Or visit Wisconsin's majestic State Capitol building only minutes away from campus.

And if ever you find yourself with a free afternoon, you may wish to enjoy lunch or a latté with friends at one of the many restaurants lining State Street in the heart of downtown Madison.




OUTSIDE THE CLASSROOM

- More than 700 student organizations
- More than 500 performing arts events each year
- Campus has 325 acres of natural areas for teaching, research and public enjoyment plus the 1,262-acre arboretum
- More than 40 club and intramural sports
- Five indoor athletic facilities and 63 areas of outdoor field space



Henry Mall



Top: Engineering mall is the heart of the engineering campus on the southwest corner of the UW.

Center: Babcock Hall is the site of the UW's dairy plant which makes its own cheese and ice cream fresh daily. Babcock ice cream is a favorite on the UW campus and can also be purchased at the student unions.

Bottom: Library Mall is a favorite gathering place for students.

Notable Alumni



Jane Kaczmarek, a 1979 graduate of Wisconsin, plays the mother Lois on "Malcolm in the Middle."

Athletics

Kenneth Behring ('51), owner, Seattle Seahawks

Chris Chelios (x'83), NHL player, Detroit Red Wings

Michael Finley (x'95), NBA player, Dallas Mavericks

Mark Johnson ('94), NHL player, 1980 Olympic gold medalist ("Miracle")

Buddy Melges ('51), America's Cup skipper

Allan "Bud" Selig ('56), commissioner, Major League Baseball

Troy Vincent (x'92), NFL player, 2002 Walter Payton NFL Man of the Year

Arts & Entertainment

Stephen E. Ambrose ('57, PhD '63), author, biographer, historian

Joan Cusack ('84), actress ("Working Girl," "Grosse Pointe Blank," "In & Out")

Michael Feldman ('70), host of public radio show "Whad'Ya Know?"

Jane Kaczmarek ('79), actress ("Malcolm in the Middle")

Steve Miller (x'67), singer

Joyce Carol Oates (MA '61), novelist

Ben Sidran ('67), jazz pianist

Boz Skaggs (born William Royce, x'66), singer

Daniel J. Travanti ('63), Emmy Award-winning actor ("Hill Street Blues")

Butch Vig ('80), musician, Garbage

Eudora Welty ('29), Pulitzer Prize-winning novelist

Tom Wopat (x'74), TV actor ("The Dukes of Hazzard")

Frank Lloyd Wright (x1890), architect

David Zucker ('70) and **Jerry Zucker** ('72), producers and directors ("Naked Gun", "Airplane")

Business

John P. Morgridge ('55), chair Cisco Systems

Arthur C. Nielsen Sr. ('18), founder of A.C. Nielsen Co. (TV ratings)

Tom Pyle (MBA '63), chairman and president, Pyle Group, former chairman and CEO, Rayovac Group

Lee R. Raymond ('60), chairman and CEO, Mobil Exxon

Media


Rita Braver ('74), national reporter, CBS News

Jane Brody (MS '63), health columnist, *New York Times*


William Evjue (x'06), founder of *The Capital Times*

Jeff Greenfield ('64), news analyst, CNN

Greta Van Susteren ('76), news analyst, CNN



Film director and UW-Madison alumnus Jerry Zucker speaks to graduates during spring 2003 commencement ceremonies in the Kohl Center.



U.S. Senator Russ Feingold is a 1975 graduate of the UW. He is the co-author of the McCain-Feingold Campaign Finance Reform bill.

Politics

Dick Cheney (x'68), vice president of the United States

James Doyle ('67), Governor of Wisconsin

Russ Feingold ('75), U.S. Senator

Herb Kohl ('56), U.S. Senator; owner, Milwaukee Bucks

Gaylord Nelson (LLB '42), former U.S. Senator and founder of Earth Day

Tommy Thompson ('63, JD '66), Former U.S. Secretary of Health and Human Services

Science

Charles Lindbergh (x'24), aviator who completed the first solo trans-Atlantic flight


Jim Lovell ('50), astronaut, Apollo 13 mission (portrayed by Tom Hanks in the movie)

John Muir (x1863), naturalist, father of national park system

Brewster Shaw ('68, MS '69), astronaut, space shuttle Columbia; former director, Space Shuttle Operations, NASA

x indicates year person would have graduated had he or she not left the university

University & Athletic Administration



**Chancellor
John D. Wiley**

Chancellor John D. Wiley has worked to amplify the Wisconsin Idea and build on the research and teaching strengths that have made the University of Wisconsin so rich in accomplishment and tradition.


Since being named as the UW-Madison's 27th chancellor on Jan. 1, 2001, Wiley has aimed to enhance the university's role in creating a new, more viable economic future for Wisconsin while opening avenues to innovation and learning.

Wiley has presided over unprecedented growth on the west side of campus, which is being transformed into one of the nation's great health-sciences centers.

He also has mapped an east side redevelopment that will create a vibrant arts-and-humanities district to anchor the lower State Street area.

The chancellor has been a leader in efforts to expand on-campus student housing to meet demand, stem high-risk drinking and integrate athletics into the mainstream of university life. Wiley has reached out to the private sector by creating the Office of Corporate Relations to serve the increasing needs of the business community and help to build a more prosperous Wisconsin economy.

Wiley received his bachelor's degree in physics from Indiana University in 1964; attended graduate school at UW-Madison as an NSF Fellow and received master's and doctoral degrees in physics in 1965 and 1968, respectively.



**Athletic Director
Barry Alvarez**


Barry Alvarez is in his second year as the only person among Bowl Championship Series schools serving in the dual role of Director of Athletics and Head Football Coach. The Badger football coach since 1990, he is in his second campaign as athletic director.

Alvarez has been at the forefront of the revival of the Badger athletic program during his entire tenure in Madison. He has guided Wisconsin to three Big Ten and Rose Bowl titles (including back-to-back in 1998-99) en route to becoming the winningest football coach in school history (108-70-4 record).


His 7-3 (.700) record in bowl games with the Badgers is among the best in college football history. The 1993 national coach of the year, he is a two-time (1993 and 1998) Big Ten coach of the year and was a finalist for ESPN's coach of the decade (1990s) honor.

Alvarez is a 1969 graduate of the University of Nebraska, where he played linebacker and went on to earn his master's degree. He received a Distinguished Alumnus Award from his alma mater in 2003.


Alvarez and his wife, Cindy, are the parents of three grown children: daughters Dawn (Mrs. Brad Ferguson) and Stacy (Mrs. Mike Delzer); and son Chad (wife Stephanie). Barry and Cindy are grandparents to Joe and Jake Ferguson, and Grace and Jackson Delzer.



**Senior Associate
Athletic Director Vince
Sweeney**



**Associate Athletic
Director Doug Beard**



**Associate Athletic
Director John Chadima**



**Associate Athletic
Director Terry Gawlik**



**Associate Athletic
Director David Harris**



**Associate Athletic
Director Steve
Malchow**

A Winning Athletic Program

The University of Wisconsin offers its student-athletes one of the premier intercollegiate athletic programs in the country. Its student-athletes receive the best in education, coaching, support services, travel and competition on the national and conference levels.

Celebrating more than 100 years of competition in some men's sports, Wisconsin's men's teams compete in basketball, cross country, football, golf, ice hockey, rowing, swimming and diving, soccer, tennis, track and field, and wrestling.

Established July 1, 1974, the 12-sport women's athletic program offers basketball, cross country, golf, ice hockey, lightweight rowing, openweight rowing, soccer, softball, swimming and diving, tennis, track and field, and volleyball.

2004-05 Big Ten Conference Champions



Men's Cross Country



Men's Indoor Track




Men's Outdoor Track

2004-2005 NATIONAL FINISHES

Basketball	
Men	Elite Eight
Cross Country	
Men	2nd
Football	17th/18th
Hockey	
Men	First Round
Women	Quarterfinals
Rowing	
Men	18th
Ltwt. Women	1st
Open. Women	12th
Soccer	
Women	Second Round
Softball	Regional
Swimming	
Men	19th
Women	11th
Tennis	
Women	First Round
Indoor Track & Field	
Men	T3rd
Outdoor Track & Field	
Men	T26th
Volleyball	Elite Eight
Wrestling	T15th


Finishes indicated are for NCAA or other national championships with the exception of football which is final poll position.



Top: The Wisconsin volleyball team advanced to the Elite Eight of the NCAA tournament in 2004.

Right: The UW women's hockey team celebrated its first NCAA tournament appearance in 2005.

Bottom: The Wisconsin women's lightweight varsity eight boat won the national title at the IRA Championships for the second straight year in 2005.




■ UW IN THE NACDA DIRECTORS' CUP

1993-94	12th	1999-00	17th
1994-95	17th	2000-01	20th
1995-96	18th	2001-02	26th
1996-97	24th	2002-03	24th
1997-98	T34th	2003-04	25th
1998-99	T25th	2004-05	19th


NCAA CHAMPIONSHIPS




Since 1993, the UW has hosted five NCAA championships and an NCAA men's basketball regional. Wisconsin will add another national championship when hockey returns to the Badger state in 2006. Madison will also be the site of a hockey regional in 2008.




The Badgers played host to the NCAA Men's Ice Hockey championship in 1993 and 1997. The 1993 event sold out in three months, the fastest sell-out in NCAA hockey history.



Wisconsin played host to the NCAA Women's Volleyball Championship in 1993 and 1998. The Badgers shattered the attendance records for the championship match and two-day event both years.



The UW was also the site of the 1998 NCAA Division I Women's Golf Championship. The event was the first national championship held at University Ridge Golf Course and the first women's championship shown live on national television.



The NCAA Men's Basketball Tournament came to Wisconsin in 2002 when the Badgers played host to a regional in the Kohl Center.



Wisconsin Traditions



Badger Nickname

The nickname “Badgers” was borrowed from the state of Wisconsin, which was dubbed the “Badger State.” The name didn’t come from the animals in the region, but rather from an association with lead miners in the 1820s. Without shelter in the winter, the miners had to “live like Badgers” in tunnels burrowed into hillsides.

Bucky Badger

Although badgers in various forms had been the University of Wisconsin mascot for decades, the version that is currently known as Bucky, sporting a cardinal and white sweater, was first drawn in 1940 by professional illustrator Art Evans.

In 1949, a student wore a badger outfit with a papier-mâché head at the homecoming game. A pep rally was held to determine the mascot’s name—Buckingham U. Badger.



SCHOOL SONGS

On Wisconsin, On Wisconsin
Plunge right through that line,
Run the ball clear down the field, boys
Touchdown sure this time.
On Wisconsin, On Wisconsin
Fight on for her fame.
Fight fellows, Fight! Fight! Fight!
We’ll win this game!

Var-sity! Var-sity!
U-rah-rah! Wisconsin!
Praise to thee we sing
Praise to thee our alma mater
U-rah-rah, Wisconsin!

Bud Song

An integral part of any Wisconsin band performance is the playing of the Bud song. The tune is a spinoff of the song “You’ve said it all,” a jingle with words and music originally written by Steve Karen for Budweiser beer commercials. The song has become legendary at the UW because of its polka-like rhythm.

Fifth Quarter

The Wisconsin band has become nationally famous for its post-game celebration called the Fifth Quarter. Win or lose, fans sing, dance and cheer the band as it plays traditional favorites like “On, Wisconsin” and the Bud song.

On, Wisconsin

The tune was composed in 1909 by William Purdy, with the words written by UW alumnus Carl Beck, who rewrote them in 1951. Some 2,500 schools and colleges have adopted the music and changed the words to suit their needs.

Hall of Fame

The UW Athletic Hall of Fame was established in 1991 to recognize and honor former student-athletes and staff for their exemplary athletic achievement and contributions to the University of Wisconsin Athletic Department.



Badgers in the Community

The Madison community is extremely supportive of the University of Wisconsin athletic teams and its many student-athletes. In return for that support, many student-athletes and staff members take time out of their busy schedules to show their appreciation and involvement in the city of Madison and Dane County through their community service efforts.

Volunteering allows student-athletes to have a positive and meaningful impact on the Madison community. Whether it is building home with Habitat for Humanity, visiting sick children at local hospitals, being a mentor as part of Big Brothers, Big Sisters or reading to grade school children with the Bookin' it with Bucky, UW student-athletes make a difference.

Student-athletes are encouraged to assist with community service projects all year long. The student-athlete in each sport who donates the most hours to community service during the year is recognized with the community service award.

The athletic department also donates a number of tickets and memorabilia to local charities for fund-raising purposes.


2005 COMMUNITY SERVICE AWARD

Men

- Basketball—Sharif Chambliss
- Crew—John Dryeby
- Football—Joel Nellis
- Golf—Garrett Jones
- Hockey—Adam Burish
- Soccer—Andrew Cardona
- Swimming—Joe Ebinger
- Tennis—Elliot Bisnow
- Track & CC—Nathan Brown
- Wrestling—Tyler Turner

Women

- Basketball—Ebba Gebisa
- Openweight Crew—Malika McCormick
- Lightweight Crew—Candice Hansey
- Golf—Lindsay McMillan
- Hockey—Carla MacLeod
- Soccer—Marla Froelich
- Softball—Boo Gillette
- Swimming—Amanda Witte
- Tennis—Caitlin Burke
- Track & CC—Danika Styza
- Volleyball—Katie Lorenzen



Top: Members of the football team assist with Habitat for Humanity.

Above: Women's soccer player Molly Meuer reads to children at Randall Elementary School.

Right: Athletic Director and Head Football Coach Barry Alvarez delivers meals for Meals on Wheels.

Bottom: Members of the women's basketball team assist with Hoops for Hope.



Fetzer Student-Athlete Academic Center


The Fetzer Student-Athlete Academic Center has been helping Wisconsin student-athletes to achieve their academic goals since 1997.

The 15,000-square-foot, state-of-the-art facility serves the needs of all student-athletes. The center features an open area with carrels that can accommodate up to 30 students. There are eight study rooms of different shapes and sizes, including a 55-seat auditorium. A state-of-the-art computer lab, under coordinator Jim Eisenmann, is networked to allow access to email, the library system's electronic catalog and the web while the entire center is wired with voice/data jacks and power ports.

Associate Athletic Director David Harris supervises a staff of five advisors, four learning specialists, a life skills coordinator and a tutor coordinator who conduct the academic services offered to the more than 700 student-athletes. The advising staff of Tom Browne, Chris Butler, Jerry Darda, Mary Weaver-Klees and Alan Zussman as well as tutorial coordinator Jill Hadfield work along with learning specialists Doug Tiedt (assistant director), Dan Ott, Toni O'Keefe and Nancy Gatyas to render quality academic and personal support to student-athletes and assist coaches in providing the best possible collegiate experience. The staff, including program assistant Nancy Kreklow, has a comprehensive understanding of academics at Wisconsin, and a permanent line of communication with all university departments. Study groups, tutors and a variety of academic and career planning are available throughout the year.

Student-athletes can drop in before practice or between classes to study or meet with the advisors and learning specialists whose offices are located in the center. Sessions are offered on a one-to-one basis at a time appropriate for the student-athlete. Athletes are degree-oriented while allowing for the flexibility to explore different areas. The staff takes a personal approach to each student-athlete in determining his or her individual needs, personal or academic.

Student-athletes at Wisconsin receive recognition for outstanding academics in a number of ways on the national, conference and university level. The annual Student-Athlete Academic banquet recognizes student-athletes off the field of play.



The Fetzer Student-Athlete Academic Services Center, a state-of-the-art facility located in the lower level of the McClain Center, opened in 1997. The \$2.1 million center is one of the best in the nation and includes eight study rooms, a computer room, and a 55-seat auditorium.

CHAMPS LIFE SKILLS PROGRAM

The University of Wisconsin CHAMPS (Challenging Athletes Minds for Personal Success) is a total development program that uses athletics as a preparation for success in life. Under the direction of Kelli Richards, the CHAMPS program provides support and opportunities for student-athletes in the following areas:

Academic Excellence

To support the academic progress of the student-athlete toward intellectual development and graduation.

Athletic Excellence

To build philosophical foundations for the development of athletic programs that are broad-based, equitable and dedicated to the well-being of the student-athlete.

Personal Development

To support the development of a well-balanced lifestyle for student-athletes, encouraging emotional well-being, personal growth and decision-making skills.

Career Development

To encourage the student-athlete to develop and pursue career and life goals.

Service

To engage the student-athlete in service to his or her campus and surrounding communities.

Endowed Athletic Scholarships

At the University of Wisconsin, endowment funds to support athletic scholarships are created through gifts to the UW Foundation. A portion of the income from the endowed fund is used each year for scholarship support and the remainder is reinvested in the principal.

The following endowed scholarships, named for the donor or for someone the donor wishes to honor, provide grants-in-aid to Badger student-athletes.

For information about how to endow a named scholarship in athletics, please contact:

Trent Jackson, Director of Development—Athletics
University of Wisconsin Foundation
1848 University Ave.
Madison, WI 53726
Phone: (608) 263-4545
trent.jackson@uwfoundation.wisc.edu

Endowed Scholarships

Men's Basketball

Gordon L. and Lois V. Brunzell
Dick and Marlene Cable
Rex Capwell
Ron Krantz
Richard Ludtke Memorial
Richard W. & Ellen H. Meister
Men's Basketball Alumni
Tim & Beth Mielcarek
Albert O. Nicholas
Thomas F. Pyle
Floyd W. & Ruth B. Radel
Marv & Judy Siegert *
Verick/Gaspardo Family
Charles H. Vogts
John McMynn Williams
John E. & Glenn M. Wise

Women's Basketball

HoopTroop
Jerry & Kelley Kilcoyne *
Purple Moon Foundation I
Purple Moon Foundation II

Women's Crew

Sarah Gornick Memorial

Football

Michael & Edith Agazim Memorial
Barry Alvarez
Alan Ameche
Art Brazzy
Charles H. Carpenter
Robert J. Curry Family
Raymond M. & Margaret F. Davis
Ron Dayne
Jimmy Demetral
Alfred & Bernice DeSimone
Elroy "Crazylegs" Hirsch Memorial
John Jardine Memorial
Jack F. Kellner Memorial
Ron Krantz in honor of John Jardine
Ken & Betty Kruska Family
Lloyd Larson
John Messmer
Gary Messner
Robert Monteith
Francis A. Ogden & Mary Louise Monteith
Floyd W. & Ruth B. Radel
Pat Richter
Lowell R. Robbins
Paul & Diane Root
Schreiner-Hoskins
Kenneth M. Schricker Memorial
Peter Daniel Seligman
Carl A. Silvestri Memorial
John Simic Educational Fund
Scott Starks/Robert Brooks
David V. Uihlein/Elroy Hirsch
Troy Vincent Family
Gerald A. & Lucy Welch
Tom Wiesner

Golf (General)

Richard Ziehm Memorial

Men's Golf

Wisconsin Golf Club
Peter Gambino Memorial

Women's Golf

Frank Molinaro Memorial

Men's Hockey

Chuck & Jane Ellis in honor of John L. Riley
Howard Family
Marnee Loeffler Memorial
H. H. Petrie Memorial
Wisconsin Men's Hockey

Men's Soccer

David R. & Anne G. Nerenz

Softball

Irwin & Robert Goodman

Swimming (General)

Charles P. LaBahn

Men's Swimming

Ralph E. Petersen

Women's Swimming

Bob & Honner Cooper

Tennis (General)

Arthur & Lillian Hildebrandt
Armund J. "Pug" Schoen

Men's Tennis

Badger Crosscourt Club
C. Harvey Sorum Memorial

Women's Tennis

Badger Advantage Club
Alice Higgitt Helminiak

Men's Track/Cross Country

Mel Goldin Memorial
Jack F. Kellner Memorial
Guy Sundt
George L. Wright

Women's Track/Cross Country

Peter Tegen

Volleyball

Steve Lowe Memorial

Wrestling

Theodore & Marcella Albrecht *
Duane Kleven
Wisconsin Wrestling

Men's Athletic (General)

Jim Kalschauer/Ron Krantz I
Jim Kalschauer/Ron Krantz II
Henry McCormick Memorial
Charlie Mohr Memorial
Frank & Esther Nickerson Memorial
Allen J. Shafer

Women's Athletic (General)

Edessa K. Lines
Kit & Buzz Nordeen
Ursula Schmitt
Women's Intercollegiate Sports Club

General Athletic

Anita J. Angus
P. Goff Beach Memorial
Neal & Joann Brunner
Jim Doriot
John G. & Mary Gerlach Memorial
Warren R. Jollymore Memorial
Forrest & Mildred Kubly
Mildred K. & Kenneth J. Kuebler
Lakeland Union High School
Harold Ofstie Memorial
Kathryn E. Parkinson

James Plopper
Harlan B. Rogers
Charles K. & William B. Roy
Memorial
Harold & Doreen Scales
William E. Schmidt
George Shinnors Family Athletic
William & Eva Mae Stolte Memorial
Butch & Ruth Strickler
William E. Walker
Jeffrey M. White Family
Francis A. & Elizabeth N. Wiesner
J. Nash Williams
Wisconsin Eastern Alumni
Dwight & Bonnie Ziegler

* Indicates rotating athletic scholarship

Estate/Deferred/Insurance Gifts

Perry Armstrong (Athletic)
Edmund & Nancy Arpin (Football)
Ruth Elizabeth Bauch (Men's Athletic)
Carlton B. Campbell (General)
Charles Clafin
Frieda Selma Cohn (General)
Mark Cullen in honor of John Jardine (Football)
Roger Dornburg
Paul Otto Eckhardt Jr.
George Elder (General)
Alex Falch Jr. (Football)
Violet Higgitt Frank (Tennis)
Michael & Orlaine Gabert (General)
Robert Gleason
James Heineke (General)
Bradley Holmes (General)
Walter V. Holt (Men's Basketball)
Trent & Kelly Jackson (Men's Basketball & Women's Swimming)
James P. Johnson (General)
John M. Keil Family
Woodard D. Knox
Donna Lotzer (General)
Martin A. Matoushek (Football)
Ronald McDevitt (Swimming)
John B. Menn (Football)
Harold & Shirley Montross (Women's Athletic)
Bill Nathenson Memorial (Football)
Milton Neshek
Michael M. Nicholson (Football)
Thomas H. Norman (General)
Gene E. Olson (General)
Robert H. Owen (General)
Robert J. Pause
Eugene C. Peterson (General)
Janet Petrie (Football & Basketball)
David Pientok

Ben & Lee Porter (Crew)
Margaret & Charles Prieve (General)
F. Thomas Radtke Memorial (Football)
Glenn F. Rierson (General)
William Schultz (Football)
Robert Mark Sickels (Soccer)
Richard E. Sinaiko
Lawrence C. Singer (Crew)
David Billings Smith Jr. (General)
Charles J. Sommerfeld (General)
Leone Rogers Sommerfeld (General)
Thomas R. & Mary W. Stephens (Tennis)
William & Audrey Strang (Men's Basketball)
Tom Talbot (Wrestling)
L.N. Van Dyke (Football)

Program & Operational Support Funds

Jack Albrechtson (Football-Coaches)
Alan Reid Geweke (Men's Crew)
Robert & Irwin Goodman
Aaron J. Ihde (Boathouse)
James E. Ivins (Men's Crew)
Jean W. Kilgour (Women's Athletics)
Phillip W. Mork Family (Crew)
Mike Murphy (Crew)
Louis F. Reinke
Fred H. Ripley (Crew)
Carol Robinson
Howard & Helen Rogers Estate (Crew)
Bo & Kelly Ryan (Men's Basketball)
Harry Emerson "Dad" Vail (Crew)
Wisconsin Rowing Association (Crew)
Alan Zussman Student-Athlete

Sports Medicine

The sports medicine staff provides all University of Wisconsin student-athletes with high quality health care.

Wisconsin's Sports Medicine program features state-of-the-art facilities and the services of leading sports medicine and health care professionals.

The sports medicine staff consists of team physicians, dentists, athletic trainers, and a full-time nutritionist. The day-to-day care, prevention, and treatment of injuries to Badger athletes is supervised by a staff of 12 full-time and two graduate assistant National Athletic Trainers Association (NATA) certified and State of Wisconsin licensed athletic trainers.

Under the direction of head athletic trainer Dennis Helwig, the Sports Medicine program focuses on injury prevention. Full-time athletic trainers Karen Bloch, Beth Cranley, Chuck Hart, Andy Hrodey, Laura King, Mike Moll, Clark Pearson, Henry Perez-Guerra, Kristen Walker, and Ian Wood as well as graduate assistant trainers Holli Schaible and Nicole Gehrich utilize functional measures, measure physiological capacity and outline programs to improve flexibility.

Full-time nutritionist Jeremy Isensee provides dietary analysis and supervises training table meals to enhance the performance of the student-athletes.


The Sports Medicine facility in the McClain Center features an extensive collection of therapeutic and rehabilitation equipment including a 50-foot, two-lane-rehabilitation pool and an on-site x-ray facility. Considered one of the nation's finest, the McClain Sports Medicine Center offers an environment conducive to expedient care and a healthy return to competition.

Should an injury occur, athletes are seen immediately by team physicians affiliated with the world-renowned UW Hospital and Clinics. Medical director Dr. Ben Graf, an orthopedic surgeon, is responsible for all services provided to student-athletes. Orthopedic care is also provided by team physician Dr. John Orwin and Dr. Lee Kaplan. General medical care is directed by the head of primary care, Dr. Greg Landry, and he is joined by Dr. David Berhardt, and Dr. Kathleen Carr.

In addition to the headquarters in the McClain Athletic Facility, auxiliary athletic training rooms are located in Camp Randall Stadium, Natatorium, UW Field House, and the Kohl Center. All training areas are equipped with the finest therapeutic modalities and rehabilitative apparatus.



The Wisconsin Sports Medicine facility features an extensive collection of therapeutic and rehabilitation equipment including a 50-foot, two-lane rehabilitation pool (bottom), and an on-site x-ray facility in the McClain Center.



Head Athletic Trainer
Dennis Helwig

● ● ●

“The University of Wisconsin Sports Medicine Program is designed to provide the student-athletes of UW access to high-quality sports medicine care, and through personal interaction, enhance the academic and athletic experiences of each individual.”

**UW Sports Medicine
Mission Statement**

● ● ●

Strength & Conditioning

The Wisconsin strength and conditioning program is a key component in all of the Badger teams' success on the playing field. The program's goal is to increase the overall performance of each student-athlete, prevent injuries and help athletes reach their potential.

Strength and conditioning coordinator John Dettmann along with assistants Brian Bott, Ben Herbert, Scott Hettenbach, Bryan Miller, Mike Potenza and Greg Young work with the UW coaches to develop training programs to enhance each athlete's performance.

Badger athletes work on their strength programs in weight rooms in the McClain Center, Kohl Center and Camp Randall Stadium.


The McClain Center weight room is the largest of the facilities and features more than 45,000 pounds of free weights and more than 50 weight machines. The room has seven squat racks, eight bench press stations, eight flat-to-incline benches, six Olympic lift platforms and numerous other free weight stations.

The Kohl Center weight room is equipped with five custom-built free weight power platforms and 4,000 pounds of free weights. The room has nine pieces of cardiovascular equipment and three Vertimax jump trainers.

The Badger Den has five power stations with each station consisting of a platform for Olympic style lifting as well as a squat rack, bench press, incline bench press, pull-up station and a dip station. There are three lat-pull machines and seated row machines, a complete set of dumbbells and a complete set of plyometric boxes.



Wisconsin student-athletes benefit from seven full-time strength and conditioning coaches as well as three weight rooms in the McClain Center (top), Kohl Center (middle) and Camp Randall Stadium (right).



“The goal of the Wisconsin strength and conditioning program is to train for total athletic excellence. We profile each student-athlete upon arrival and set up specific training regimens to help athletes reach their individual potential. The plan is to build overall strength, speed, agility and stamina. Our program is comprehensive and the end result is that we are as productive on the athletic field as possible.”

John Dettmann, Strength & Conditioning Coordinator

Wisconsin Sports Facilities




Top: Camp Randall Stadium is the home of the football Badgers and has a seating capacity of more than 80,000. The stadium recently completed a \$109 million renovation that includes a new office building, video scoreboards, suites and club seating as well as other improved fan amenities.

Right: The McClain Athletic Center features a 90-yard indoor practice field with artificial turf. The lower level houses the Fetzer Student Academic Center, the Sports Medicine headquarters, a fully equipped weight room, and locker rooms for football, track, softball, and soccer.





Left and Below:
The Kohl Center is the home of the Badger basketball and hockey teams. One of the finest on-campus athletic facilities in the nation, the \$76 million structure includes a separate practice gym, locker rooms, lounge areas, and coaches' offices. Prior to the 2004-05 season, a new video scoreboard and ring beam were added to the facility.



Left: The Wisconsin Field House, which seats 10,600, is the practice and competitive facility for the Badger volleyball team as well as the competitive facility for the wrestling squad.



Left: The Goodman Softball Diamond has an NCAA-regulation, natural grass field with a center-field distance of 220 feet, and foul line distances of 200 feet. The facility includes dugouts, locker areas, players' lounge, grandstand seating for 1,600 and media facilities.

Below: The new Porter Boathouse for the Wisconsin rowing programs opened in the spring of 2005.



Above: The swimming and diving teams have two pools for practice and competition. The Natatorium contains an eight-lane, 25-yard pool equipped with an automatic timing system and digital readout score board. The 50' x 40' diving well is fitted with three one-meter boards, two three-meter boards and a five-meter platform as well as a trampoline and dryland diving board, both with overhead spotting rigs. The Southeast Recreational Facility (shown above) features an indoor long course pool with movable bulkheads.

Right: Nielsen Tennis Stadium is the year-round home of the Badger tennis teams. The stadium features 18 tennis courts (12 indoor and six outdoor), five squash courts and one squash doubles court, and seats 1,500 spectators.





Top: University Ridge, one of the finest golf courses in the Midwest, features a par-72, 18-hole course, 15,000-square-foot practice green and a 5,000-square-foot chipping green.

Right: The McClimon Outdoor Track and Soccer Complex, which is fully lighted, features a 400-meter Martin rubber surface with throwing and jumping areas in the infield. The soccer field is Olympic size and has natural grass.



Left: The Camp Randall Memorial Sports Center, or Shell, which seats 2,500 fans, features a 200-meter Martin rubber track with throwing and jumping areas in the infield.

Madison: A Great College Town

Welcome to Madison! You will discover the best of all worlds in Wisconsin's vibrant capital city: natural beauty and outdoor recreation, stimulating cultural offerings, distinctive restaurants and shops, and a spirit of fun.

Madison is consistently ranked by national publications and their readers as one of the best places to live, work and play. As host to a wealth of cultural offerings, intellectual pursuits and recreational opportunities, Wisconsin's capital rivals the urban sophistication of larger metropolitan areas, while maintaining the ease, convenience and friendliness of a smaller community.

Built on an isthmus between lakes Monona and Mendota, Madison is also renowned for its beautiful four-season scenery. A total of five area lakes, over 200 parks and endless miles of paved trails provide an abundance of year-round outdoor activities, from hiking, biking, swimming and sailing to cross-country skiing, ice skating and ice fishing.

Throughout the year, the area welcomes a multitude of exciting annual events like February's Kites on Ice, where kites and kite enthusiasts from around the world converge to fly their brilliant kites upon one of the city's frozen lakes; April's Wisconsin Film Festival, featuring more than 100 experimental and independent films; the Dane County Farmers' Market attracting 18,000 visitors to the Capitol Square to partake in one of the finest farmers' markets in the country; and September's Ironman Wisconsin Triathlon, a grueling and inspiring race held in the Madison area.

Whatever your preference for relaxation or recreation, you'll find plenty to do in Madison.



Top: The State Capitol is the center of Madison's isthmus between Lakes Mendota and Monona.




Right: State Street is home to numerous shops and restaurants.



Bottom: Large crowds turned out in support of the 2003 Ironman in Madison.

Photo by A. Nicolette



“No better college atmosphere can be found anywhere than in Madison with so many things to do. People come just to see how much students care for and love the opportunities the campus offers.”

Princeton Review, 2004

Life in Madison

September 2005

#1 Research Institution in the Nation—
Washington Monthly Magazine

August 2005

One of 18 Perfect Towns That Have it All—*Outside*

Spring 2005

#4 "Brainiest" City in the Country—
American City Business Journals Inc.

May 2005

One of 10 Best Metros for Business and Careers—*Forbes*

April 2005

Madison Public Schools #3 in the Nation—
Expansion Management Magazine

April 2005

One of America's Top Ten Green Cities—*The Green Guide*

June 2004

#2 Best Small City to Live—*Men's Journal*

November 2003



Healthiest City for Men—*Men's Health Magazine*

September 2003

#1 Best College Sports Town—*Sports Illustrated on Campus*

February 2003

#5 Campus Scenes That Rock—*Rolling Stone*



BADGERS

MEN'S BASKETBALL 2005-06 SCHEDULE

EXHIBITION GAMES

NOV. 5	UW-RIVER FALLS	TBA	8 p.m.
NOV. 14	LAWRENCE	TBA	7 p.m.

PARADISE JAM TOURNAMENT (ST. THOMAS, USVI)

Nov. 18	vs. Norfolk State	TBA	7:30 p.m.
Nov. 19	vs. Eastern Kentucky	TBA	7:30 p.m.
Nov. 21	vs. TBA	TBA	

NOV. 26	COASTAL CAROLINA	TBA	7 p.m.
---------	------------------	-----	--------

ACC-BIG TEN CHALLENGE

Nov. 29	at Wake Forest	ESPN	6 p.m.
---------	----------------	------	--------

DEC. 3	PEPPERDINE	TBA	1 p.m.
DEC. 7	UW-GREEN BAY	ESPN Plus	7 p.m.
DEC. 10	MARQUETTE	ESPN Plus	NOON
DEC. 12	UNC WILMINGTON	TBA	7 p.m.
DEC. 15	UW-MILWAUKEE	ESPN Plus	7 p.m.
DEC. 28	LOUISIANA TECH	TBA	7 p.m.
Dec. 31	at Pittsburgh	TBA	TBA

JAN. 5	IOWA	ESPN Plus	7 p.m.
--------	------	-----------	--------

JAN. 8	MICHIGAN STATE	CBS	12:30 or 3:30 p.m.
--------	----------------	-----	--------------------

Jan. 10	at Minnesota	ESPN	6 p.m.
---------	--------------	------	--------

JAN. 14	NORTHWESTERN	ESPN Plus	1:35 p.m.
---------	--------------	-----------	-----------

Jan. 18	at Ohio State	ESPN	7:30 p.m.
---------	---------------	------	-----------

JAN. 21	NORTH DAKOTA STATE	TBA	11:15 a.m.
---------	--------------------	-----	------------

JAN. 25	PENN STATE	ESPN Plus	7 p.m.
---------	------------	-----------	--------

Jan. 28	at Michigan	ESPN Plus	1:35 p.m.
---------	-------------	-----------	-----------

JAN. 31	ILLINOIS	ESPN	6 p.m.
---------	----------	------	--------

Feb. 4	at Purdue	ESPN Plus	7 p.m.
--------	-----------	-----------	--------

FEB. 8	INDIANA	ESPN	6 p.m.
--------	---------	------	--------

Feb. 11	at Penn State	ESPN2	3 p.m.
---------	---------------	-------	--------

FEB. 15	OHIO STATE	ESPN Plus	7 p.m.
---------	------------	-----------	--------

Feb. 23	at Northwestern	ESPN2	8 p.m.
---------	-----------------	-------	--------

FEB. 26	MINNESOTA	ESPN Plus	1 p.m.
---------	-----------	-----------	--------

F 28-M 2	at Michigan State	ESPN/ESPN Plus	6/7/TBA
----------	-------------------	----------------	---------

March 4	at Iowa	CBS/ESPN Plus	11 a.m./3:35 p.m.
---------	---------	---------------	-------------------

March 9-12 2006 Big Ten Tournament
(Conseco Fieldhouse, Indianapolis, Ind.), ESPN/CBS

March 16-19 2006 NCAA Tournament Rounds 1 & 2, CBS

March 23-26 2006 NCAA Tournament Regional Semifinals and Finals, CBS

April 1 & 3 2006 NCAA Tournament Final Four (Indianapolis, Ind.), CBS

Home games in CAPS. All times CST and subject to change.

